









SAJJ Architecture (SAJJ) is not responsible for safety programs, methods or procedures of operation, or the construction of the design shown on these drawings. Drawings are for use on this project only and are not intended for reuse without written approval from SAJJ. Drawings are also not to be used in any manner that would constitute a detriment directly or indirectly to SAJJ ARCHITECTURE, LLC.

STRUCTURAL ENGR: OIEN ASSOCIATES, INC. BEN OIEN, P.E. 16922 HANSON DRIVE EAGLE RIVER, AK 99577 907-694-0507(T) 907-694-0508(F)	MECHANICAL ENGR: UNI-GROUP ENGINEERS, INC. CHARLIE CHIEN, PE, CCCA 12350 INDUSTRY WAY, UNIT 202 ANCHORAGE, AK 99515 907-343-3647(F) 907-345-3648(F)	ELECTRICAL ENGR: EIC ENGINEERS ERIC COWLING, P.E. 6927 OLD SEWARD HWY #200 ANCHORAGE, AK 99518 907-349-9712(T) 907-349-9713(F)
--	---	--

SURVEY: KODIAK LAND SURVEYING JIM 1241 SAWMILL CIRCLE KODIAK, AK 907-486-1945(T)	ARCHITECT: SAJJ ARCHITECTURE, LLC SCOTT ALLAN JONES, AIA 6375 KULIS DRIVE ANCHORAGE, AK 99502 907-440-6606(T)	GENERAL CONTRACTOR: TBD
--	---	-----------------------------------

VICINITY MAP: 	ABBREVIATIONS: AFF ABOVE FINISHED FLOOR BO BY OWNER EA EACH EQ EQUAL [E] EXISTING FFL FINISHED FLOOR LINE GWB GYPSUM WALL BOARD O.C. ON CENTER SF SQUARE FOOT TYP TYPICAL V/B VAPOR BARRIER DOOR TYPES: FLUSH (SEE DRAWINGS) <table border="0"> <tr> <td>ROOM NAME</td> <td>ROOM NAME</td> </tr> <tr> <td>NUMBER</td> <td>AND NUMBER</td> </tr> </table>	ROOM NAME	ROOM NAME	NUMBER	AND NUMBER	SYMBOLS:  DOOR TYPE  WINDOW TYPE  WALL TYPE  WALL SECTION  DETAIL  1 INTERIOR ELEVATION  REVISION
ROOM NAME	ROOM NAME					
NUMBER	AND NUMBER					

DRAWING INDEX	
ARCHITECTURAL: A1.0 CODE STUDY A1.1 FIRE DIAGRAM A2.0 WALL, FLOOR, CEILING ASSEMBLY A2.1 FOUNDATION PLAN A2.2 MAIN LEVEL PLAN A2.3 UPPER LEVEL PLAN A2.4 ROOF PLAN A2.5 PLAN - LOWER LVL - FFP A2.6 PLAN - UPPER LVL - FFP A2.7 RCP - MAIN LEVEL A2.8 RCP - UPPER LEVEL A3.1 ELEVATIONS A3.2 ELEVATIONS A3.3 SECTION A3.4 SECTION A4.1 JANITOR / RESTROOMS A4.2 KITCHEN / PANTRY A4.3 RECEPTION / GATHERING ROOM A4.4 UPPER UNIT KITCHEN A4.5 UPPER LEVEL BATHS A5.1-3 SCHEDULES A6.1-2 3D A6.3.4 3D INTERIOR (FOR REFERENCE ONLY) ST.01 STAIR DETAIL	MECHANICAL: M1.0 GENERAL MECHANICAL NOTES M1.1 MECHANICAL EQUIPMENT SCHEDULES M1.2 MECHANICAL EQUIPMENT SCHEDULES M1.3 MECHANICAL SPECIFICATIONS M2.0 MECHANICAL PLAN - UNDERFLOOR M2.1 MECHANICAL PLAN - MAIN LEVEL M2.2 MECHANICAL PLAN - UPPER LEVEL M2.3 MECHANICAL PLAN - ROOF M3.1 RADIANT SYSTEM PLAN - MAIN LEVEL M3.2 RADIANT SYSTEM PLAN - UPPER LEVEL M4.1 MECHANICAL VIEW - BUILDING VIEW 1 M4.2 MECHANICAL VIEW - BUILDING VIEW 2 M5.1 MECHANICAL AREA PLAN(S), VIEWS M5.2 MECHANICAL AREA PLAN(S), VIEWS M5.3 MECHANICAL AREA PLAN(S), VIEWS M5.4 MECHANICAL AREA PLAN(S), VIEWS
STRUCTURAL: S0.1 STRUCTURAL NOTES S1.1 FOUNDATION PLAN S2.1 FIRST FLOOR FRAMING PLAN S2.2 SECOND FLOOR FRAMING PLAN S3.1 ROOF FRAMING PLAN S4.1 SHEAR PLANS S5.1 BUILDING SECTIONS S5.2 WALL SECTIONS	ELECTRICAL: E0.1 LEGEND E0.2 SPEC E0.3 SCHEDULES E1.1 CRAWLSPACE ELECTRICAL PLAN FP-01 1ST FLOOR FIRE SPRINKLER FP-02 2ND FLOOR FIRE SPRINKLER FP-03 FIRE SPRINKLER RISE DETAIL E2.1 LEVEL 1 LIGHTING PLAN E2.2 LEVEL 2 LIGHTING PLAN E3.1 LEVEL 1 POWER AND SIGNAL PLAN E3.2 LEVEL 2 POWER AND SIGNAL PLAN E4.1 ONE-LINE DIAGRAMS, DETAILS, AND SCHEDULES E5.1 PANEL SCHEDULES E5.2 PANEL SCHEDULES

CODE ANALYSIS AND NOTES:													
LEGAL DESCRIPTION:	N/A												
ZONING DISTRICT:	OUZINKIE, ALASKA												
PARCEL / GRID:	XXX												
APPLICABLE CODES:	2012 IBC, 2012 IEBC, 2012 IFC, 2012 IMC, 2012 UPC, & AK STATE FM AMENDMENTS												
OCCUPANCY GROUP:	"B" [BUSINESS] + "A-3" ASSEMBLY + "R-2" RESIDENTIAL												
CONSTRUCTION TYPE:	TYPE 5B												
BASIC ALLOWABLE AREA:	"B" 2-STORY / 9,000 SF "A-3" 1-STORY / 6,000 SF "R-2" 2-STORY / 7,000 SF												
ACTUAL AREA:	<table border="0"> <tr> <td><u>1ST FLOOR</u></td> <td><u>2ND FLOOR</u></td> </tr> <tr> <td>"B" 2,953 SF</td> <td>"B" 1,642 SF</td> </tr> <tr> <td>"A-3" 1,437 SF</td> <td>"R-2" 3,786 SF</td> </tr> <tr> <td>"A-3" "ACCESS" 140 SF (MECH)</td> <td>5,568 SF (TOTAL) (2ND FLOOR)</td> </tr> <tr> <td>"A-3" "KITCHEN" 839 SF</td> <td></td> </tr> <tr> <td>5,617 SF (TOTAL) (1ST LEVEL)</td> <td></td> </tr> </table>	<u>1ST FLOOR</u>	<u>2ND FLOOR</u>	"B" 2,953 SF	"B" 1,642 SF	"A-3" 1,437 SF	"R-2" 3,786 SF	"A-3" "ACCESS" 140 SF (MECH)	5,568 SF (TOTAL) (2ND FLOOR)	"A-3" "KITCHEN" 839 SF		5,617 SF (TOTAL) (1ST LEVEL)	
<u>1ST FLOOR</u>	<u>2ND FLOOR</u>												
"B" 2,953 SF	"B" 1,642 SF												
"A-3" 1,437 SF	"R-2" 3,786 SF												
"A-3" "ACCESS" 140 SF (MECH)	5,568 SF (TOTAL) (2ND FLOOR)												
"A-3" "KITCHEN" 839 SF													
5,617 SF (TOTAL) (1ST LEVEL)													
TOTAL BLDG SF:	11,185 SF												
OCCUPANT LOADS:	<table border="0"> <tr> <td><u>1ST FLOOR</u></td> <td><u>2ND FLOOR</u></td> </tr> <tr> <td>"B" 2,953/100 = 29p</td> <td>"B" 1,642/100 = 16p</td> </tr> <tr> <td>"A-3" 1,437/15 = 96p</td> <td>"R-2" 3,786/200 = 19p</td> </tr> <tr> <td>"MECH" 140/100 = 1p</td> <td>35p (TOTAL) (2ND FLOOR)</td> </tr> <tr> <td>"KITCHEN" 839/200 = 4p</td> <td></td> </tr> <tr> <td>120p (TOTAL) (1ST LEVEL)</td> <td></td> </tr> </table>	<u>1ST FLOOR</u>	<u>2ND FLOOR</u>	"B" 2,953/100 = 29p	"B" 1,642/100 = 16p	"A-3" 1,437/15 = 96p	"R-2" 3,786/200 = 19p	"MECH" 140/100 = 1p	35p (TOTAL) (2ND FLOOR)	"KITCHEN" 839/200 = 4p		120p (TOTAL) (1ST LEVEL)	
<u>1ST FLOOR</u>	<u>2ND FLOOR</u>												
"B" 2,953/100 = 29p	"B" 1,642/100 = 16p												
"A-3" 1,437/15 = 96p	"R-2" 3,786/200 = 19p												
"MECH" 140/100 = 1p	35p (TOTAL) (2ND FLOOR)												
"KITCHEN" 839/200 = 4p													
120p (TOTAL) (1ST LEVEL)													
TOTAL OCCUPANT LOAD:	155p												
SPRINKLER SYSTEM:	YES - DEFERRED SUBMITTAL BY CHINOOK												
INCREASES:	N/A												
REQUIRED EGRESS:	(5) EXITS FROM MAIN LEVEL PROVIDED (DIRECT TO EXTERIOR) (2) EXITS FROM UPPER LEVEL PROVIDED ((1) DIRECT TO EXTERIOR) EGRESS WINDOWS PROVIDED AT SLEEPING ROOMS												
REQUIRED SEPARATION:	"B" TO "A-3" = 1-HR SEPARATION PER TABLE 508.3.3 "A-3" TO "R-2" = 1-HR SEPARATION PER TABLE 508.3.3 "R-2" TO "B" = 1-HR SEPARATION PER TABLE 508.3.3												
TRAVEL DISTANCES:	SEE SHEET A1.1 (FIRE DIAGRAM) FOR TRAVEL DISTANCES (MAX. DIST. = 82'-6")												
YARD REQUIREMENTS:	+ 10'-0" FROM PROPERTY LINE - TYPICAL												
HEIGHT OF STRUCTURE:	29'-8" (PROPOSED)												
ADA REQUIRED:	ACCESSIBLE ROUTE, HC BATHS PROVIDED												
PARKING REQUIREMENTS:	SEE SITE PLAN / SURVEY												
LOT SIZE/COVERAGE:	SEE SITE PLAN / SURVEY												



REV NO: DATE
ADD NO: 1
(27 NOV 17)

SAJJ ARCHITECTURE, LLC
6375 KULIS DRIVE, ANCHORAGE, ALASKA 99502
#907-440-6606 #907-258-6606 (FAX)
SCOTT A. JONES

OUZINKIE OFFICE
OUZINKIE NATIVE CORP

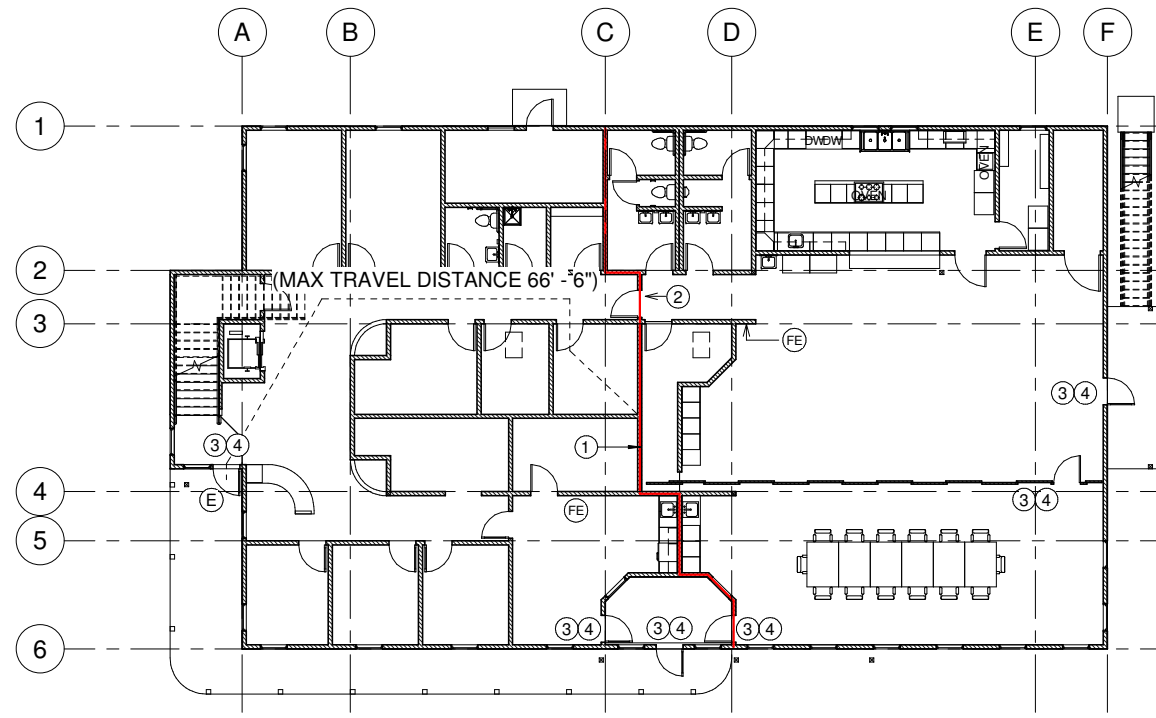
DR: KBK
CK: SAJ
DT: 27 NOV 17
JB: OUZINKIE
DWG: CODE STUDY

A1.0

GENERAL NOTES:

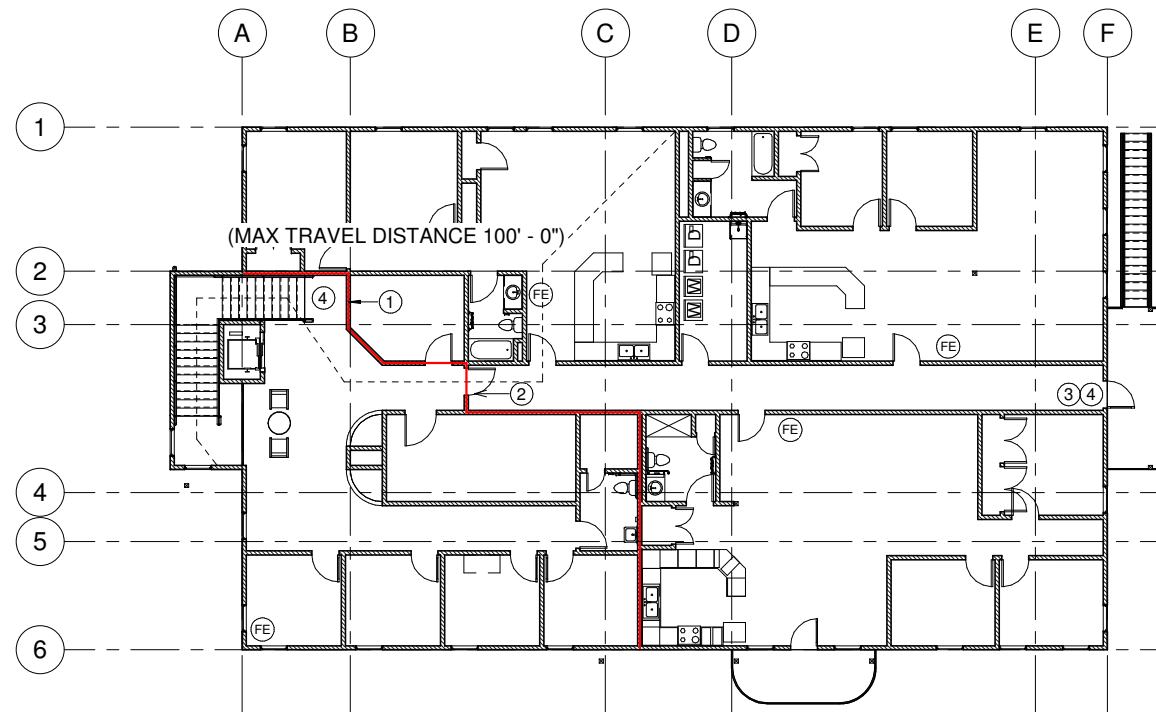
1. ALL DIMENSIONS ARE TO THE FACE OF STUD, TO THE GRID LINE, OR TO THE CENTER OF THE OPENINGS AND ARE MINIMUMS UNLESS NOTED OTHERWISE AND MUST BE MAINTAINED.
2. ALL WORK SHALL BE PERFORMED IN ACCORDANCE WITH THE MOST RECENTLY ADOPTED EDITION OF THE BUILDING CODE, MECHANICAL CODE, THE ELECTRICAL CODE, FIRE CODE, AND ALL OTHER LOCAL ALASKA STATE AND INTERNATIONAL CODE REQUIREMENTS AND AMENDMENTS.
4. PROVIDE FIRE BLOCKING IN WALLS AT 10'-0" AND AT CEILINGS. PROVIDE ALL OTHER FIRE BLOCKING AS REQUIRED BY THE IFC
5. 7"(MAX) RISER HEIGHT/11"(MIN) RUN LENGTH W/ 3/4" ROUNDED NOSE(MAX) 1-1/2" DIA. HANDRAIL AT 36" AFF/NOSE OF TREAD(CONT.)(BOTH SIDE OF STAIRS) EXTEND HANDRAIL 12" (MIN) HORIZONTAL PAST BOTTOM/TOP STEPS.
6. EXTERIOR LANDINGS TO HAVE 1/4" HEIGHT DIFFERENTIAL (MAX) W/ BEVEL FOR MAX. DISTANCE OF 5 3/4" AS PER ANSI-A117.1-03 (303.3, 304.3.2)
7. GUARDRAILS TO BE 42" ABOVE FINISH FLOOR AND BUILT TO WITHSTAND 300#S PER LIN. FT. OF OVERTURNING FORCE.

FIRE DIAGRAM - TRAVEL DISTANCES - EXITS :



1 FIRE DIAGRAM - MAIN LEVEL

3/32" = 1'-0"



2 FIRE DIAGRAM - UPPER LEVEL

3/32" = 1'-0"

FIRE STUDY - RATED ASSEMBLIES - NOTES:

- 1 1-HR FIRE SEPARATION = —
- 2 ADD SIGN "NOT AN EXIT"
- 3 EXIT DOOR (MIN. 32" NET OPENING)
(SEE ALSO PLANS/SCHEDULES FOR REFERENCE)
- 4 PROVIDE EXIT SIGNS W/ 6" HIGH LETTERS
- E MAIN "ENTRANCE"

FIRE / EXIT / EGRESS SYMBOLS NOTES:

EMERGENCY LIGHTING/SIGNAGE

EXIT SIGN

EMERGENCY LIGHTS

[SEE ELECTRICAL PLANS FOR EMERGENCY LIGHTING]

FE = FIRE EXTINGUISHER
(SEE PLANS FOR LOCATIONS - 1-PER AREA)
TYPE: 2A-20 B C

FIRE HYDRANT SUMMARY:

N/A

TRAVEL DISTANCE:

GREATEST TRAVEL DISTANCE = 100 FT. <250' = OK

PROJECT DESCRIPTION - BASE BID:

MAIN LEVEL: 5617 SF
UPPER LEVEL: 5428 SF

LEGAL DESCRIPTION

XXXX

OWNER INFO

OUZINKIE NATIVE CORPORATION
11001 O'MALLEY CENTRE DRIVE #204, ANCHORAGE, AK 99515
907-561-2452(T)

FIRE CODE DIAGRAMS, NOTES
NTS



REV NO: DATE
ADD NO: 1
(27 NOV 17)

SAJJ ARCHITECTURE, LLC
6375 KULIS DRIVE, ANCHORAGE, ALASKA 99502
#907-440-6606 #907-258-6606 (FAX)
SCOTT A. JONES

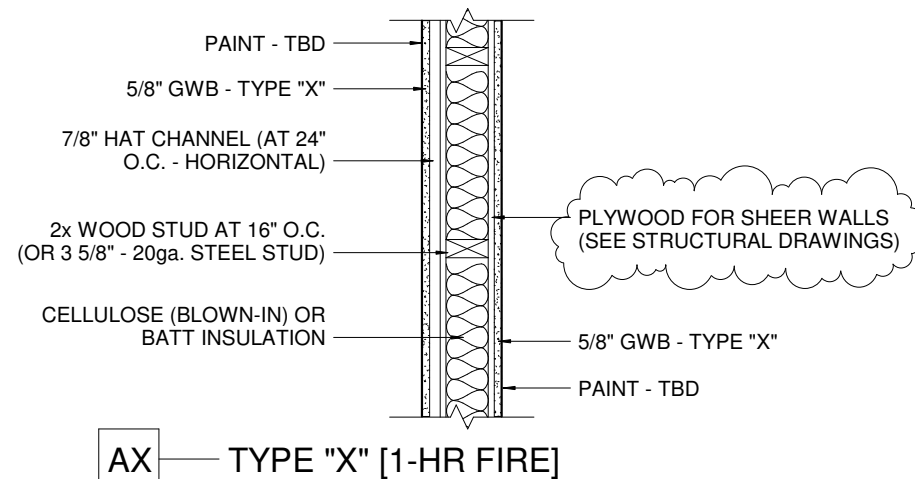
OUZINKIE OFFICE
OUZINKIE NATIVE CORP

DR: KBK
CK: SAJ
DT: 27 NOV 17
JB: OUZINKIE
DWG: FIRE
DIAGRAM

A1.1

SHEET NOTES:

- PROVIDE FLEXIBLE FIRE-RATED SEALANT AT JOISTS, DOOR JAMBS, RAISED OPENINGS - TYPICAL.
- SEPERATE RATED ELECTRICAL BOXES BY MIN. OF (1) STUD BAY OR LAYER OF INSULATION - TYPICAL UNIT TO UNIT
- CARPET/FLOORING FLAME SPREAD: MATERIAL TO COMPLY W/ CLASS "C" FLAME SPREAD INDEX (AS PER IBC TABLE 803.9 FOR "R-2" OCCUPANCY) CLASS C: FLAME SPREAD INDEX 76-200; SMOKE - DELIVERED INDEX 0-450



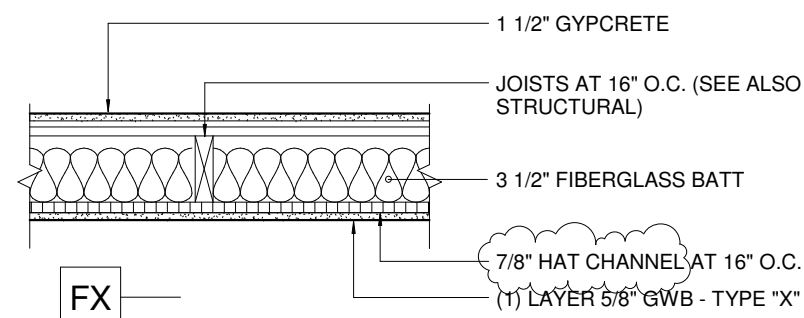
WALL TYPES - INTERIOR (PLAN)

REF.: GA FILE NO. WP3230 / STC 50+ (MODIFIED FOR STRUCTURAL SHEAR REQ'TS)

7/8" HAT CHANNELS 24" O.C. ATTACHED AT RIGHT ANGLES TO ONE SIDE OF 2 x 4 WOOD STUDS 16" O.C. WITH 6d COATED NAILS, 1 7/8" LONG, 0.086" SHANK, 1/4" HEADS. 1/2" x 3" GYPSUM WALLBOARD FILLER STRIPS ATTACHED TO PLATE AT FLOOR LINE WITH 6d NAILS. ONE LAYER 5/8" TYPE "X" GYPSUM WALLBOARD OR GYPSUM VENEER BASE APPLIED PARALLEL TO CHANNELS WITH 1" TYPE "S" DRYWALL SCREWS 6" O.C. AT HORIZONTAL JOINTS AND 12" O.C. AT INTERMEDIATE CHANNELS.

OPPOSITE SIDE: ONE LAYER 5/8" TYPE "X" GYPSUM WALLBOARD OR GYPSUM VENEER BASE APPLIED AT RIGHT ANGLES TO STUDS WITH 6d NAILS 8" O.C. (OR 1 1/4" #6 COURSE TREAD DRYWALL SCREWS AT 8" O.C.)


END JOINTS STAGGERED 48" ON OPPOSITE SIDES. SOUND TESTED WITH 3 1/2" GLASS FIBER INSULATION IN STUD SPACE. (LOAD BEARING)



TYP. FLOOR/CEIING ASSEMBLY: 1-HR (SECTION)

REF.: GA FILE NO. FC 5120(SIM) / STC = 50+(CONTINUOUS AT ALL FLOOR/CEILING ASSEMBLIES, U.N.O.)

ONE LAYER 5/8" TYPE "X" GYPSUM WALLBOARD OR GYPSUM VENEER BASE APPLIED AT RIGHT ANGLES TO 7/8" HAT CHANNEL 24" O.C. WITH 1" TYPE "S" DRYWALL SCREWS 8" O.C. AT ENDS AND 12" O.C. AT INTERMEDIATE FURRING CHANNELS. GYPSUM BOARD END JOINTS LOCATED MIDWAY BETWEEN CONTINUOUS CHANNELS AND ATTACHED TO ADDITIONAL PIECES OF CHANNEL 64" LONG WITH SCREWS 8" O.C. RESILIENT FURRING CHANNELS APPLIED AT RIGHT ANGLES TO 2 x 10 WOOD JOISTS 16" O.C. WITH 6d COATED NAILS, 1 7/8" LONG, 0.085" SHANK, 1/4" HEADS, TWO PER JOIST. WOOD JOISTS SUPPORTING 5/8" INTERIOR PLYWOOD WITH EXTERIOR GLUE SUBFLOOR AND 3/8" PARTICLE BOARD, 1.5 psf. [OR 1/2" PLYWOOD SUBFLOOR, 1.5 psf], 3 1/2" GLASS FIBER INSULATION BATTS, 0.7 pcf, FRICTION FIT IN JOIST CAVITIES SUPPORTED ALTERNATELY EVERY 12" BY WIRE RODS AND RESILIENT FURRING CHANNELS. (BATT MAY ALSO BE STAPLED TO JOISTS)




REV NO: DATE
ADD NO: 1
(27 NOV 17)

SAJJ ARCHITECTURE, LLC
6375 KULIS DRIVE, ANCHORAGE, ALASKA 99502
#907-440-6606 #907-258-6606 (FAX)
SCOTT A. JONES

OUZINKIE OFFICE
OUZINKIE NATIVE CORP

DR: KBK
CK: SAJ
DT: 27 NOV 17
JB: OUZINKIE
DWG: ASSEMBLY

A2.0



REV NO: DATE
 ADD NO: 1
 (27 NOV 17)

SAJJ ARCHITECTURE, LLC
 6375 KULIS DRIVE, ANCHORAGE, ALASKA 99502
 #907-440-6606 #907-258-6606 (FAX)
 SCOTT A. JONES

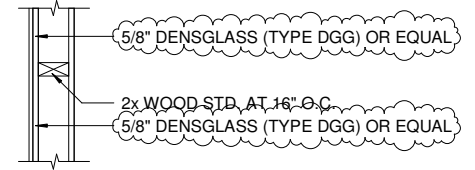
OUZINKIE OFFICE
 OUZINKIE NATIVE CORP

DR: KBK
 CK: SAJ
 DT: 27 NOV 17
 JB: OUZINKIE
 DWG: FOUNDATION PLAN

A2.1

SHEET NOTES

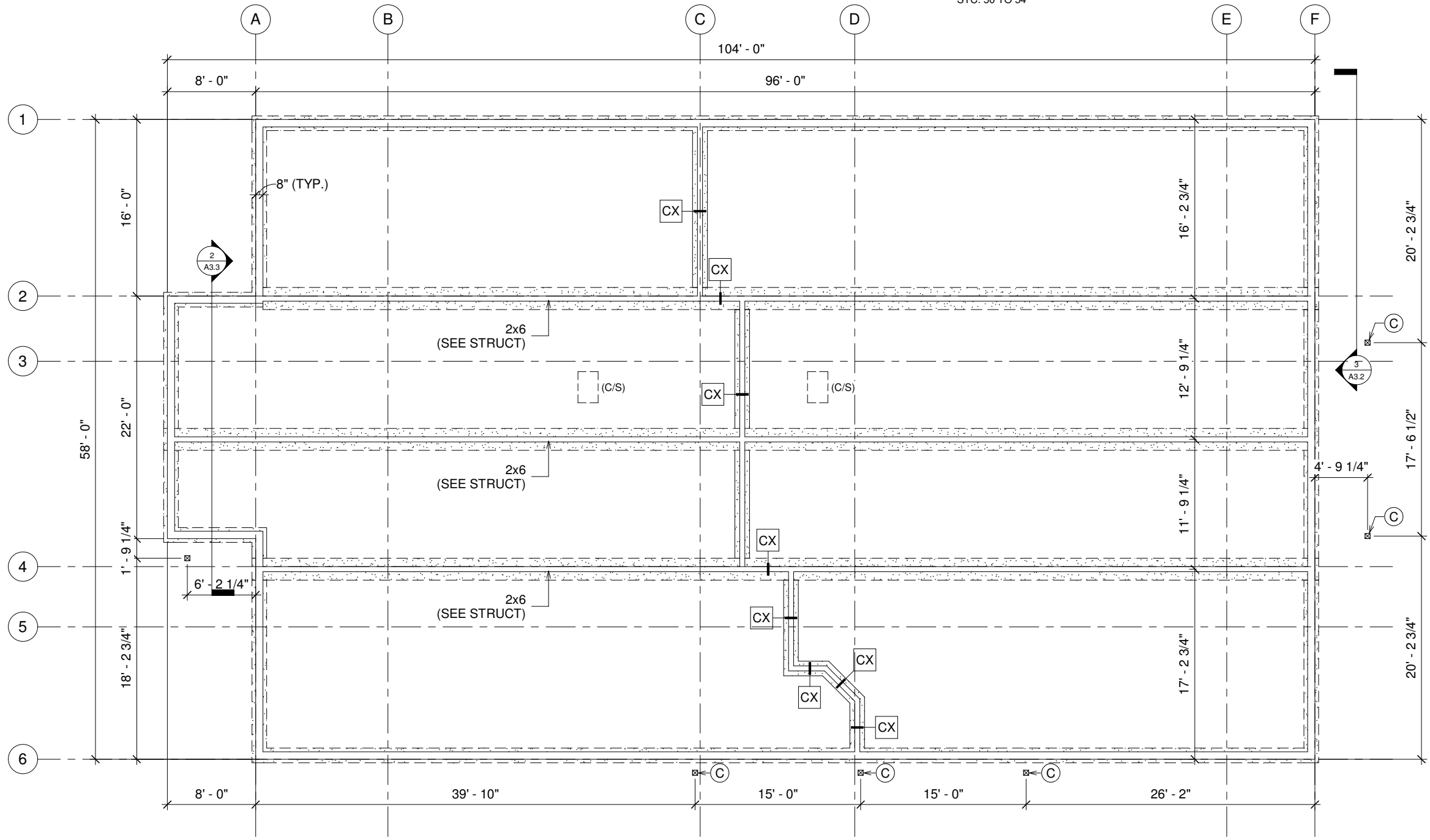
(C/S) CRAWL SPACE ACCESS 22" x 34"
 NOTE: SEE STRUCTURAL FOR FOUNDATION



CX TYPE "X" [1-HR FIRE]

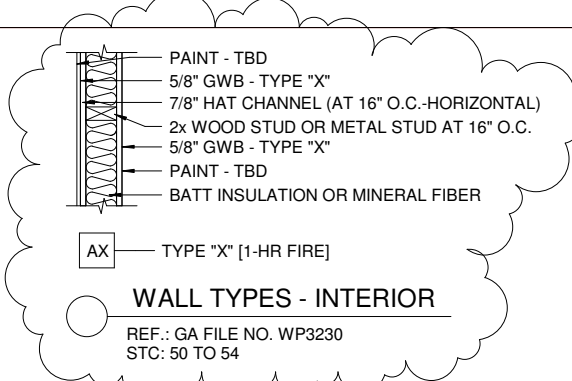
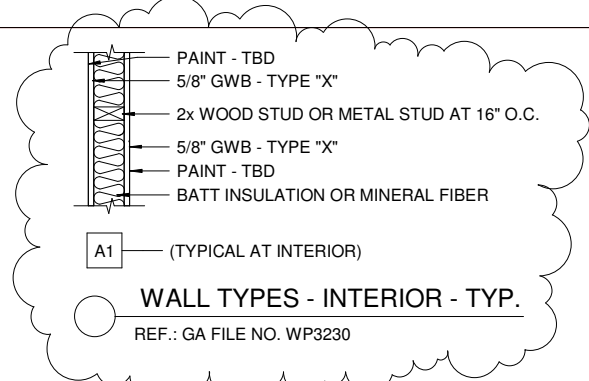
WALL TYPES - INTERIOR

REF.: GA FILE NO. WP3514
 STC: 50 TO 54



1 PLAN - FOUNDATION PLAN
 3/16" = 1'-0"

"IIX17 DRAWINGS ARE HALF THE INDICATED SCALE"



SHEET NOTES

- (A) LINE OF BUILDING / DECK (ABOVE)
- (B) BEAM / LINE OF BEAM (ABOVE)
- (C) COLUMN (SEE STRUCT.)
- (D) ROLL UP DOOR
- (J) MOP SINK 2' - 6" x 2' - 6"
- (P) BOLLARD 6" x 6" (WOOD)
- (S) 3 x 6 PT BOARD WALK (BY OWNER)
- * PROVIDE 2x4 BLOCKING (HORIZONTAL/FLAT) AT UPPER AND LOWER CABINETS - TYPICAL.
- (T) SOLID SURFACE SILL, GWB-PAINT AT WALLS AND SOFFIT
- (W) FOLDING WALL SYSTEM (SUPPORTED FROM STEEL BEAM)
- (A) ALIGNED
- (C/S) CRAWL SPACE ACCESS 22" x 34"
- (D/S) DOWNSPOUT (6" POLY PIPE UNDER BOARDWALK)
- (M) MECHANICAL LOUVER / VENT
- (T) TEMPERED / SAFETY GLAZING



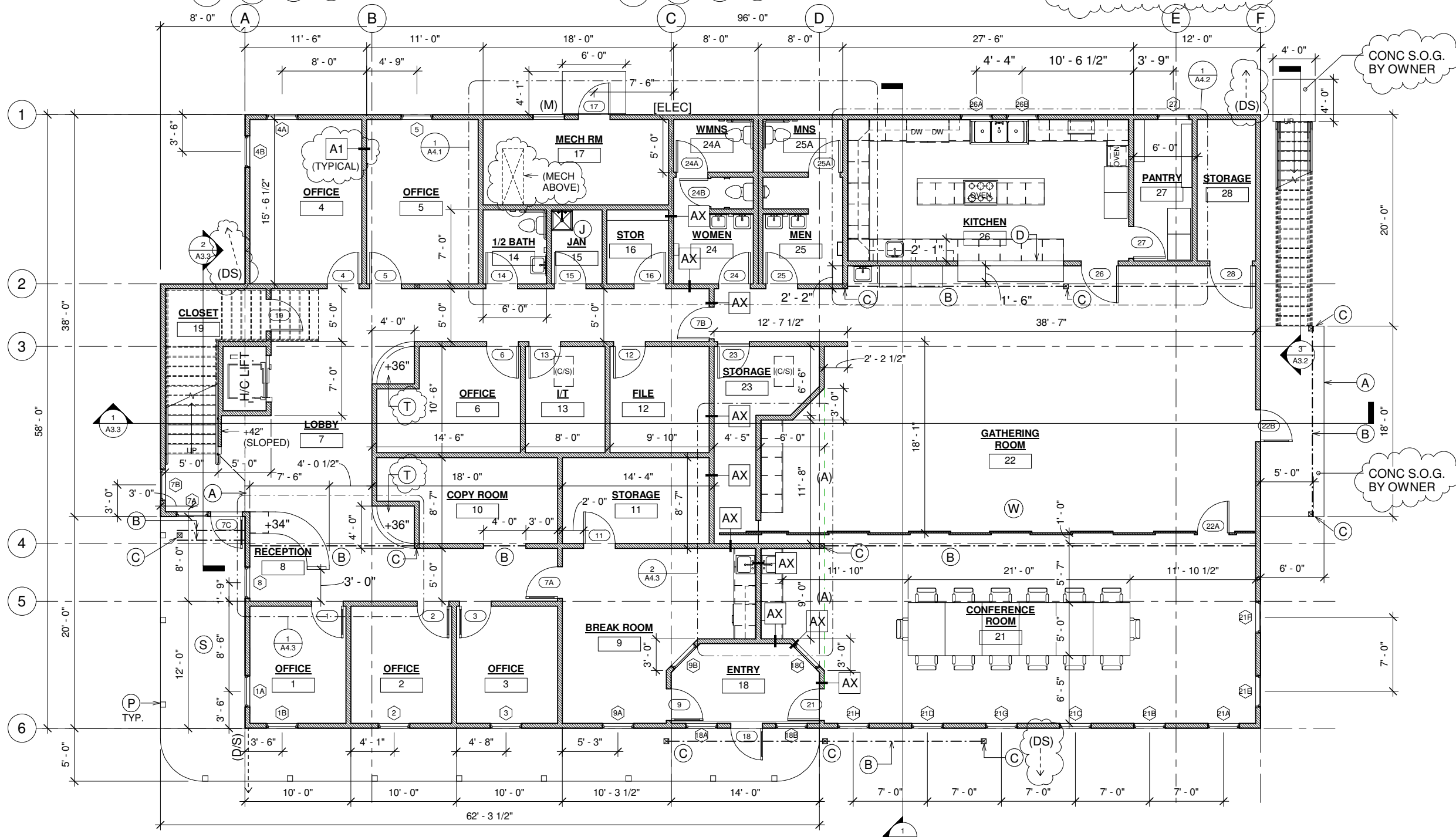
REV NO: DATE
ADD NO: 1
(27 NOV 17)

SAJJ ARCHITECTURE, LLC
6375 KULIS DRIVE, ANCHORAGE, ALASKA 99502
#907-440-6606 #907-258-6606 (FAX)

OUZINKIE OFFICE
OUZINKIE NATIVE CORP

DR: KBK
CK: SAJ
DT: 27 NOV 17
JB: OUZINKIE
DWG: MAIN LEVEL PLAN

A2.2

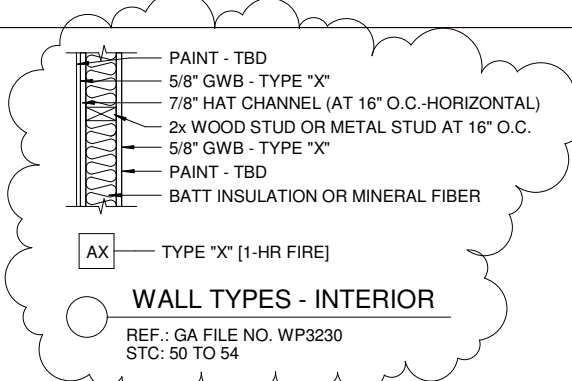
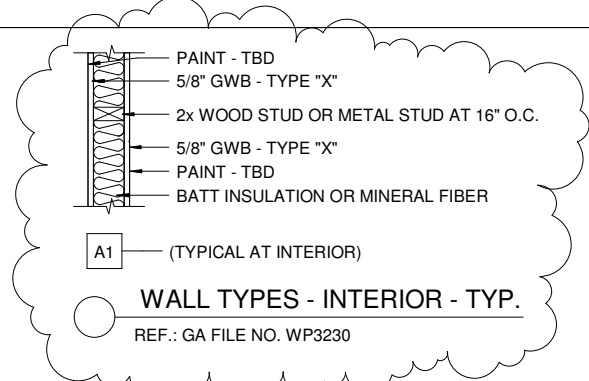


1 PLAN - MAIN LEVEL
3/16" = 1'-0"

SF (GATHERING + CONFERENCE) = 1537 SF
SF (KITCHEN +) = 839 SF
SF (OFFICE +) = 3093 SF
SF (TOTAL) = 5617 SF

"IIX17 DRAWINGS ARE HALF THE INDICATED SCALE"

* 27 NOVEMBER 2017 * ADD. NO. 1 SET *



SHEET NOTES

- (A) LINE OF BUILDING (BELOW)
- (B) BEAM / LINE OF BEAM (ABOVE)
- (C) COLUMN (SEE STRUCT.)
- (D) TREX DECKING
- (R) LINE OF "ROOF CURB" (ABOVE)
- (T) SOLID SURFACE SILL, GWB-PAINT AT WALLS AND SOFFIT
- (S) SHAFT LINED WITH 5/8" GWB-TYPE "X" (CONTINUOUS)
- (A) ALIGNED
- (E) EGRESS WINDOW
- (G) GUARDRAIL +42" (SYNTHETIC) (2x2 PICKETS AT 5 1/2" O.C.) (2x4 TOP RAIL (VERT.)) (2x4 TOP CAP (BEVELED))
- (H) HANDRAIL +36" (BOTH SIDES)
- * PROVIDE 2x4 BLOCKING (HORIZONTAL/FLAT) AT UPPER AND LOWER CABINETS - TYPICAL.



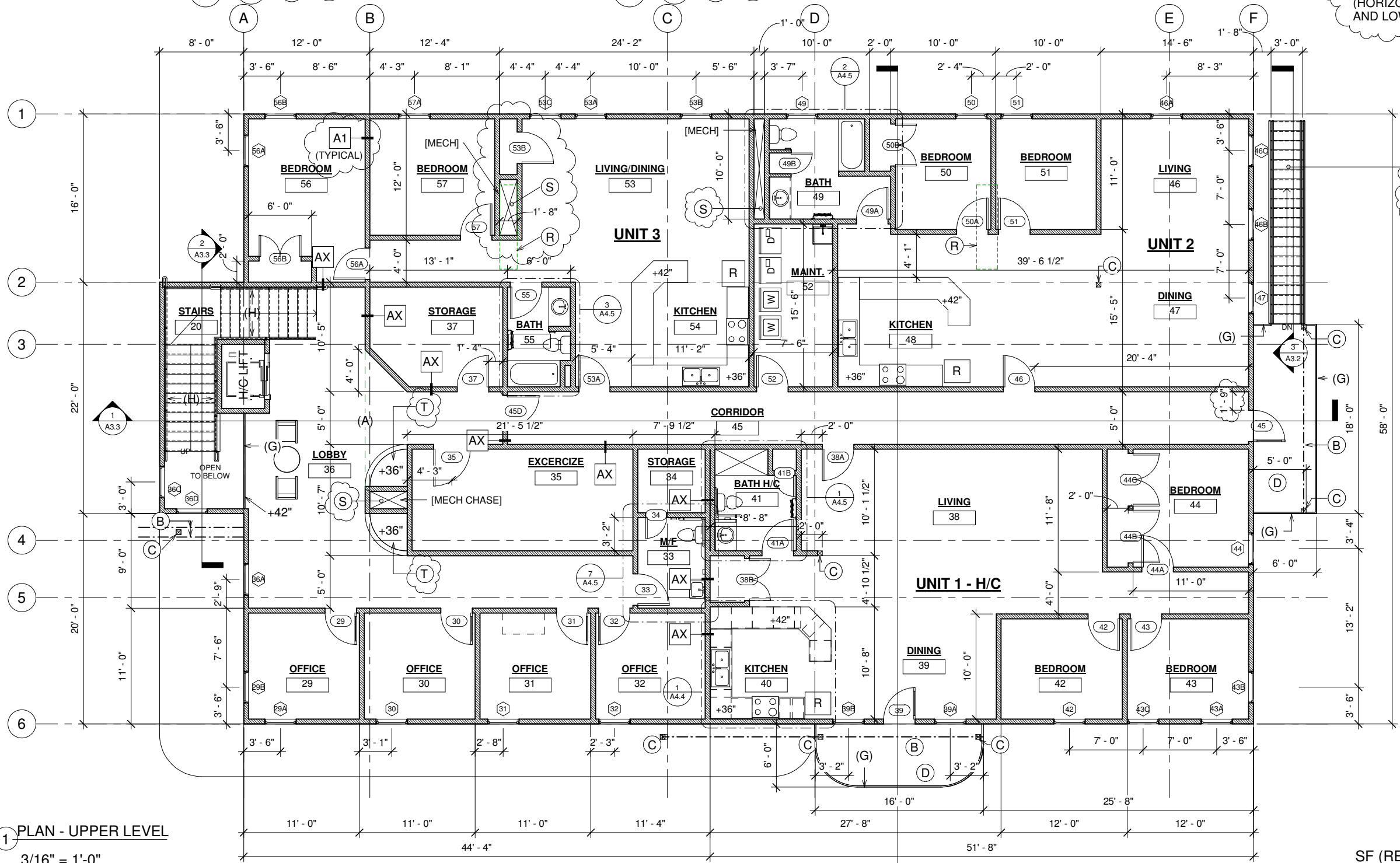
REV NO: DATE
ADD NO: 1
(27 NOV 17)

SAJJ ARCHITECTURE, LLC
6375 KULIS DRIVE, ANCHORAGE, ALASKA 99502
#907-440-6606 #907-258-6606 (FAX)

OUZINKIE OFFICE
OUZINKIE NATIVE CORP

DR: KBK
CK: SAJ
DT: 27 NOV 17
JB: OUZINKIE
DWG: UPPER LEVEL PLAN

A2.3



GALVANIZED "PRE-FAB" STAIRS w/ GUARDRAIL AND HANDRAIL. (SEE SHEET A3.2)

1 PLAN - UPPER LEVEL
3/16" = 1'-0"

SF (RES.) = 3786 SF
SF (OFFICE +) = 1642 SF
SF (TOTAL) = 5568 SF

"IIX17 DRAWINGS ARE HALF THE INDICATED SCALE"

* 27 NOVEMBER 2017 * ADD. NO. 1 SET *

SHEET NOTES

ASPHALT SHINGLE:
MALARKY - LEGACY - STORM GRAY
(LAMINATED ARCH SHINGLE)
GLUE-TABBED W/ 20-YEAR
WARRANTY

ICE AND WATER SHIELD CONTINUOUS
(ENTIRE ROOF AND CURBS)

- (D) DRAFT STOP(1/2" PLYWOOD CONT. AT ATTIC AT TRUSS) w/ 24" x 36" PLYWOOD DOOR w/ SELF CLOSING HINGE/HARDWARE
- (R) ROOF CURB w/ CRICKET
- (G) GUTTER
- (D/S) DOWNSPOUT



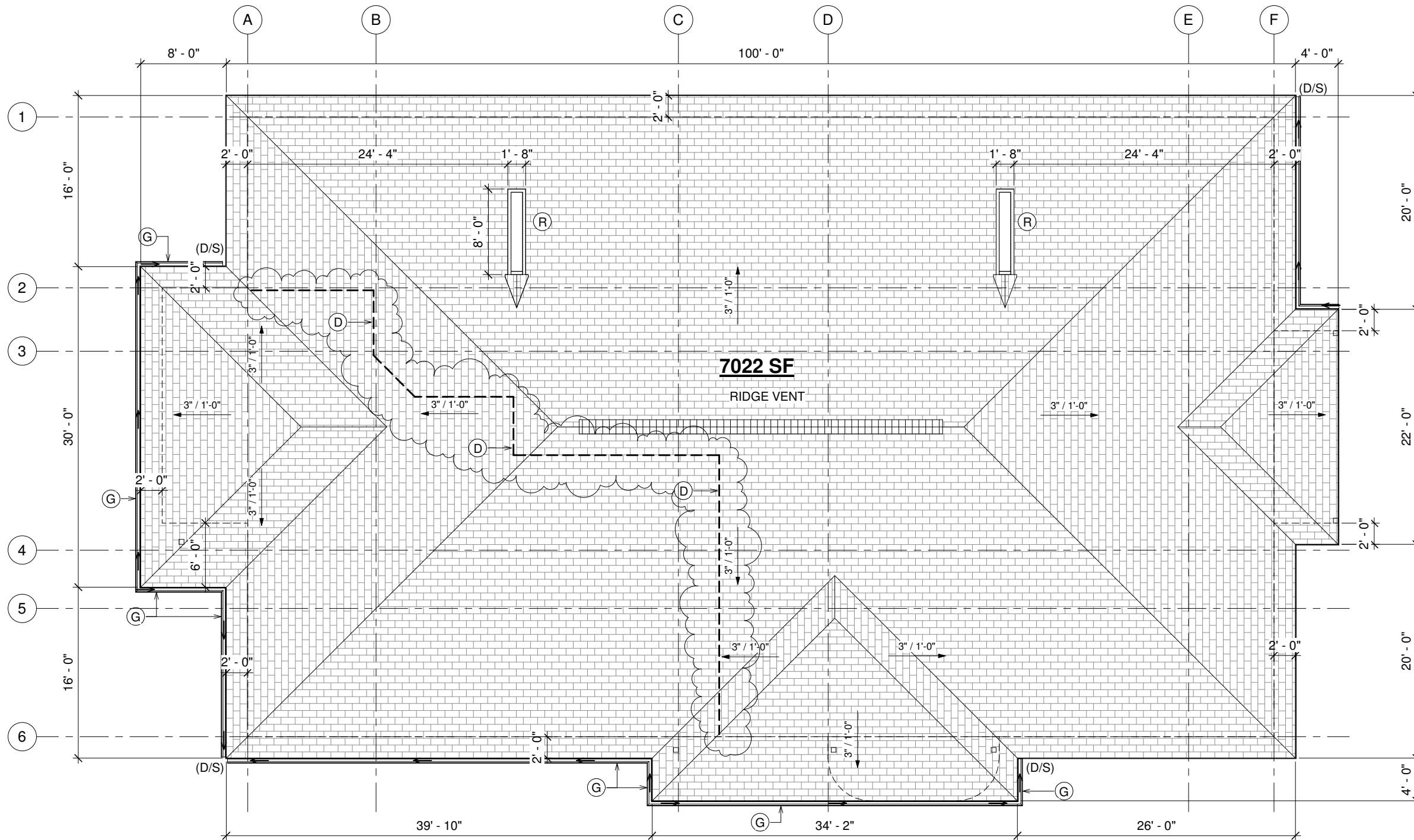
REV NO: DATE
ADD NO: 1
(27 NOV 17)

SAJJ ARCHITECTURE, LLC
6375 KULIS DRIVE, ANCHORAGE, ALASKA 99502
#907-440-6606 #907-258-6606 (FAX)
SCOTT A. JONES

OUZINKIE OFFICE
OUZINKIE NATIVE CORP

DR: KBK
CK: SAJ
DT: 27 NOV 17
JB: OUZINKIE
DWG: ROOF PLAN

A2.4



1 PLAN - ROOF
3/16" = 1'-0"



REV NO: DATE
 ADD NO: 1
 (27 NOV 17)





SAJJ ARCHITECTURE, LLC
 6375 KULIS DRIVE, ANCHORAGE, ALASKA 99502
 #907-440-6606 #907-258-6606 (FAX)

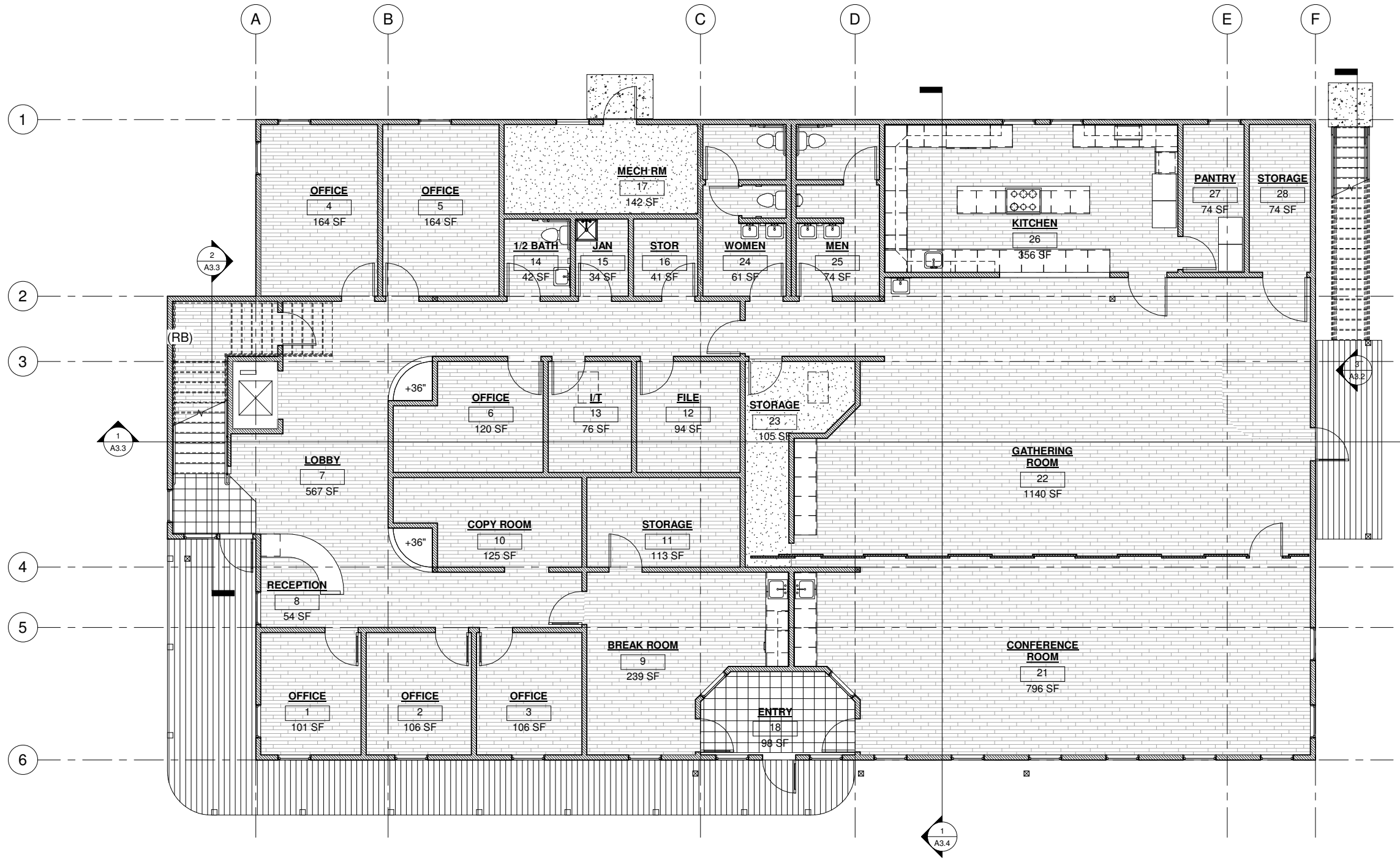
OUZINKIE OFFICE
 OUZINKIE NATIVE CORP

DR: KBK
 CK: SAJ
 DT: 27 NOV 17
 JB: OUZINKIE
 DWG: PLAN - LOWER
 LVL - FFP

A2.5


SHEET NOTES

-  CONCRETE S.O.G.
-  PAINT (EPOXY)
-  VINYL PLANK
-  WALK OFF MAT
- (RB) RUBBER (TREAD + RISER)






1 PLAN - FFP / FURNITURE LAYOUT - MAIN LEVEL
 3/16" = 1'-0"

"IIX17 DRAWINGS ARE HALF THE INDICATED SCALE"



SHEET NOTES

-  CONCRETE S.O.G. (NOT USED)
-  VINYL PLANK
-  CARPET TILE (NOT USED)
- (RB) RUBBER (TREAD + RISER)

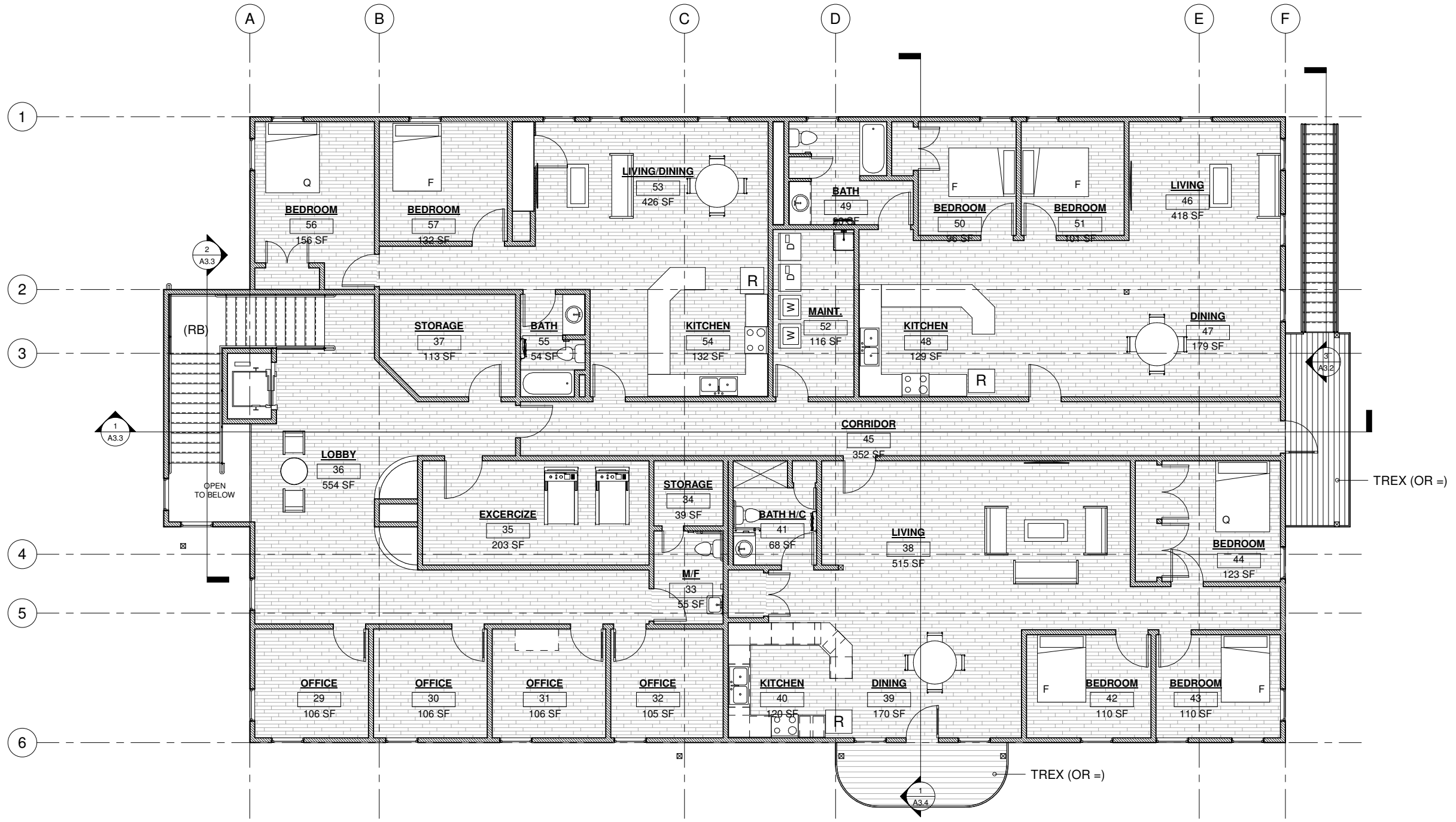
REV NO: DATE
 ADD NO: 1
 (27 NOV 17)

SAJJ ARCHITECTURE, LLC
 6375 KULIS DRIVE, ANCHORAGE, ALASKA 99502
 #907-440-6606 #907-258-6606 (FAX)
 SCOTT A. JONES

OUZINKIE OFFICE
 OUZINKIE NATIVE CORP


DR: KBK
 CK: SAJ
 DT: 27 NOV 17
 JB: OUZINKIE
 DWG: PLAN - UPPER LVL
 - FFP

A2.6



1 PLAN - FFP / FURNITURE LAYOUT - UPPER LEVEL
 3/16" = 1'-0"

"IIX17 DRAWINGS ARE HALF THE INDICATED SCALE"



- SHEET NOTES**
- +11' - 4" GWB (U.N.O.)
 - ACP 2' x 2' @ 10' - 0"
 - 1 x 6 T&G (CLEAR PINE - SELECT) (KNOT FREE)
 - (H) EXHAUST HOOD
 - (P) PROJECTOR
 - (S) SCREEN
 - (A) EXPOSED EXHAUST FAN DUCTWORK (REF.: MECH SHEETS)
 - (B) BEAM

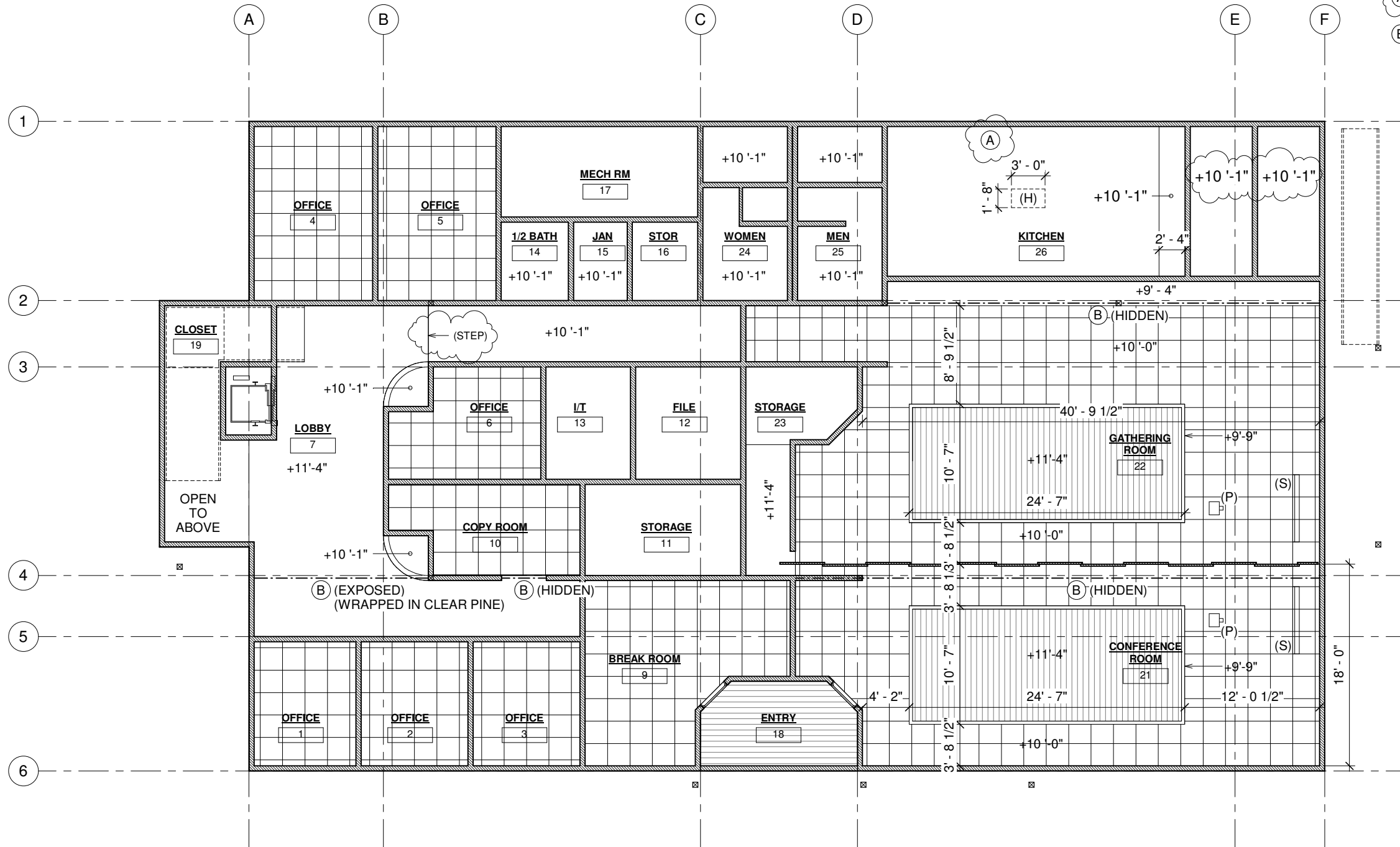
REV NO: DATE
 ADD NO: 1
 (27 NOV 17)

SAJJ ARCHITECTURE, LLC
 6375 KULIS DRIVE, ANCHORAGE, ALASKA 99502
 #907-440-6606 #907-258-6606 (FAX)
 SCOTT A. JONES

OUZINKIE OFFICE
 OUZINKIE NATIVE CORP

DR: KBK
 CK: SAJ
 DT: 27 NOV 17
 JB: OUZINKIE
 DWG: RCP - MAIN LEVEL




A2.7



1 PLAN - RCP - MAIN LEVEL
 3/16" = 1'-0"

"IIX17 DRAWINGS ARE HALF THE INDICATED SCALE"

SHEET NOTES

-  + 9' - 1" GWB (U.N.O.)
-  ACT 1' x 1' @ 10' - 0"
-  1 x 6 T&G (CLEAR PINE - SELECT)
- (A) 22" x 36" ATTIC ACCESS (60-MIN FIRE RATED)
- (B) BEAM
- (R) ROOF CURB (ABOVE)



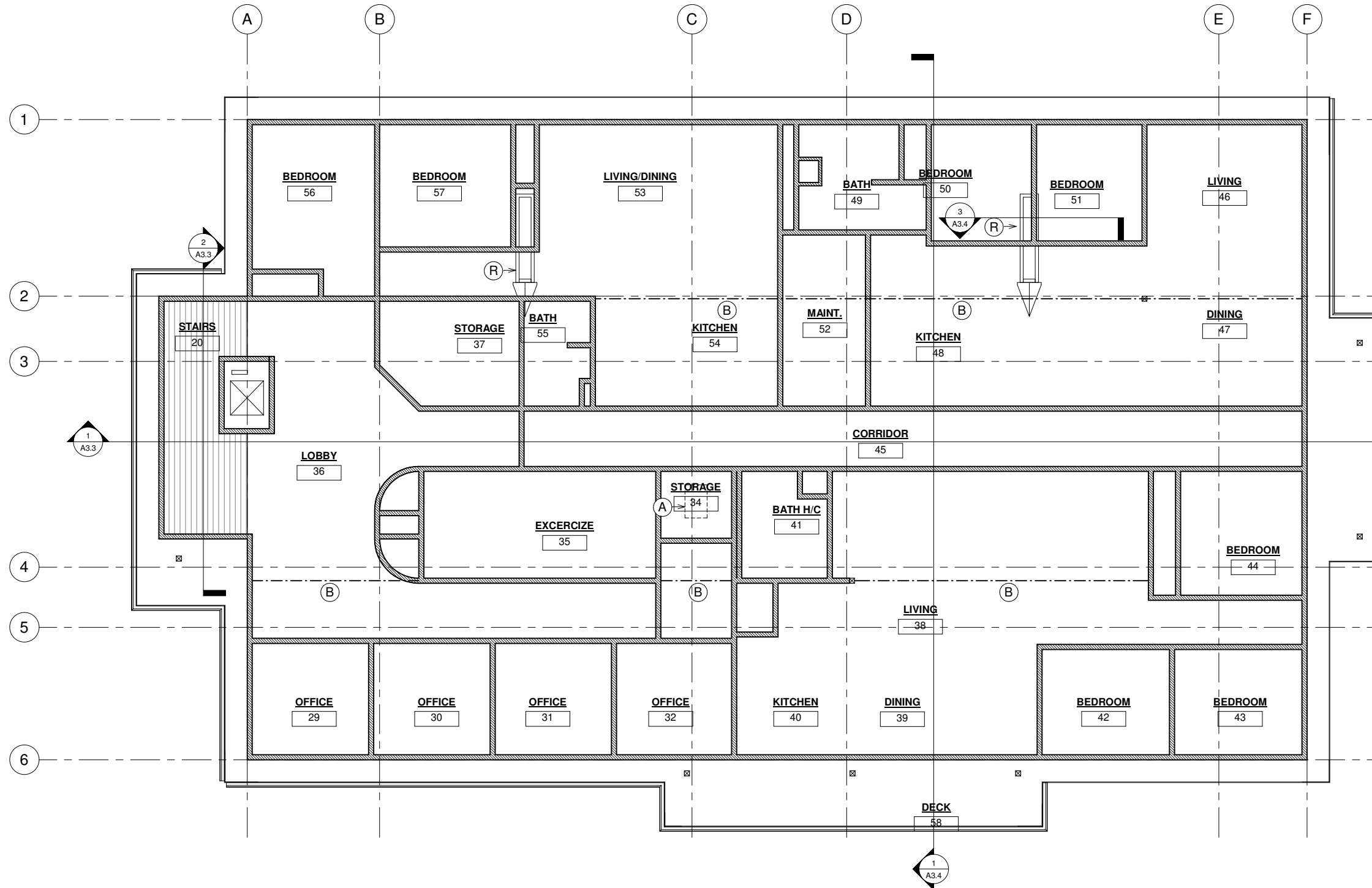
REV NO: DATE
 ADD NO: 1
 (27 NOV 17)

SAJJ ARCHITECTURE, LLC
 6375 KULIS DRIVE, ANCHORAGE, ALASKA 99502
 #907-440-6606 #907-258-6606 (FAX)


OUZINKIE OFFICE
 OUZINKIE NATIVE CORP

DR: KBK
 CK: SAJ
 DT: 27 NOV 17
 JB: OUZINKIE
 DWG: RCP - UPPER LEVEL

A2.8



1 PLAN - RCP - UPPER LEVEL
 3/16" = 1'-0"



REV NO: DATE
ADD NO: 1
(27 NOV 17)

SAJJ ARCHITECTURE, LLC
6375 KULIS DRIVE, ANCHORAGE, ALASKA 99502
#907-440-6606 #907-258-6606 (FAX)
SCOTT A. JONES

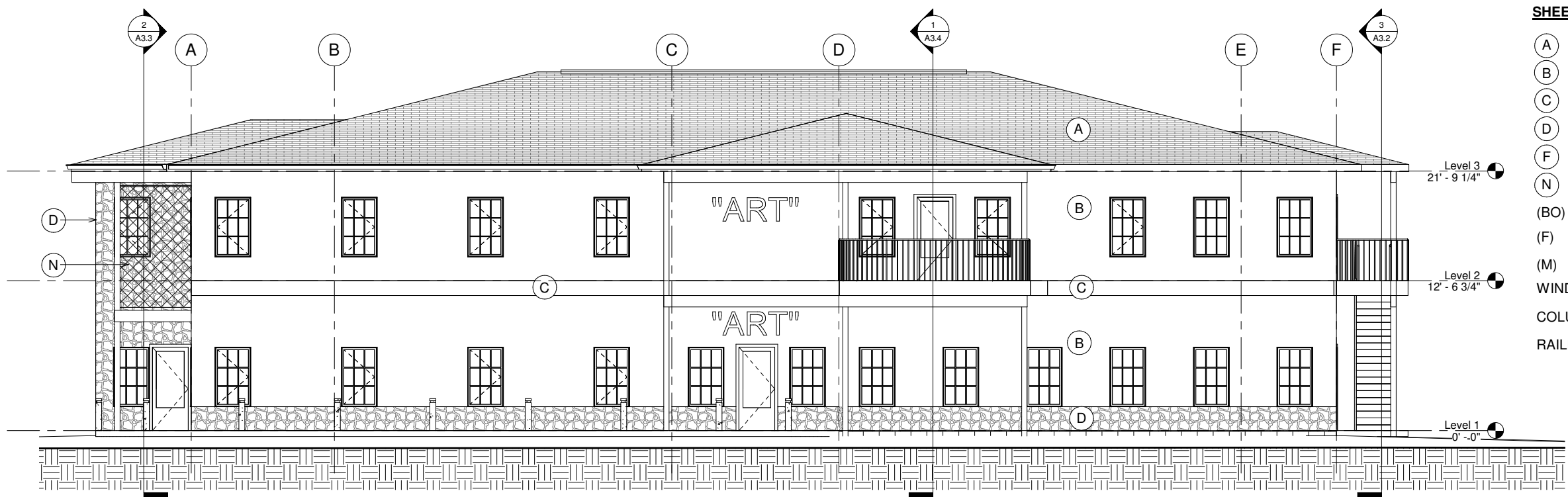
OUZINKIE OFFICE
OUZINKIE NATIVE CORP

DR: KBK
CK: SAJ
DT: 27 NOV 17
JB: OUZINKIE
DWG: ELEVATION

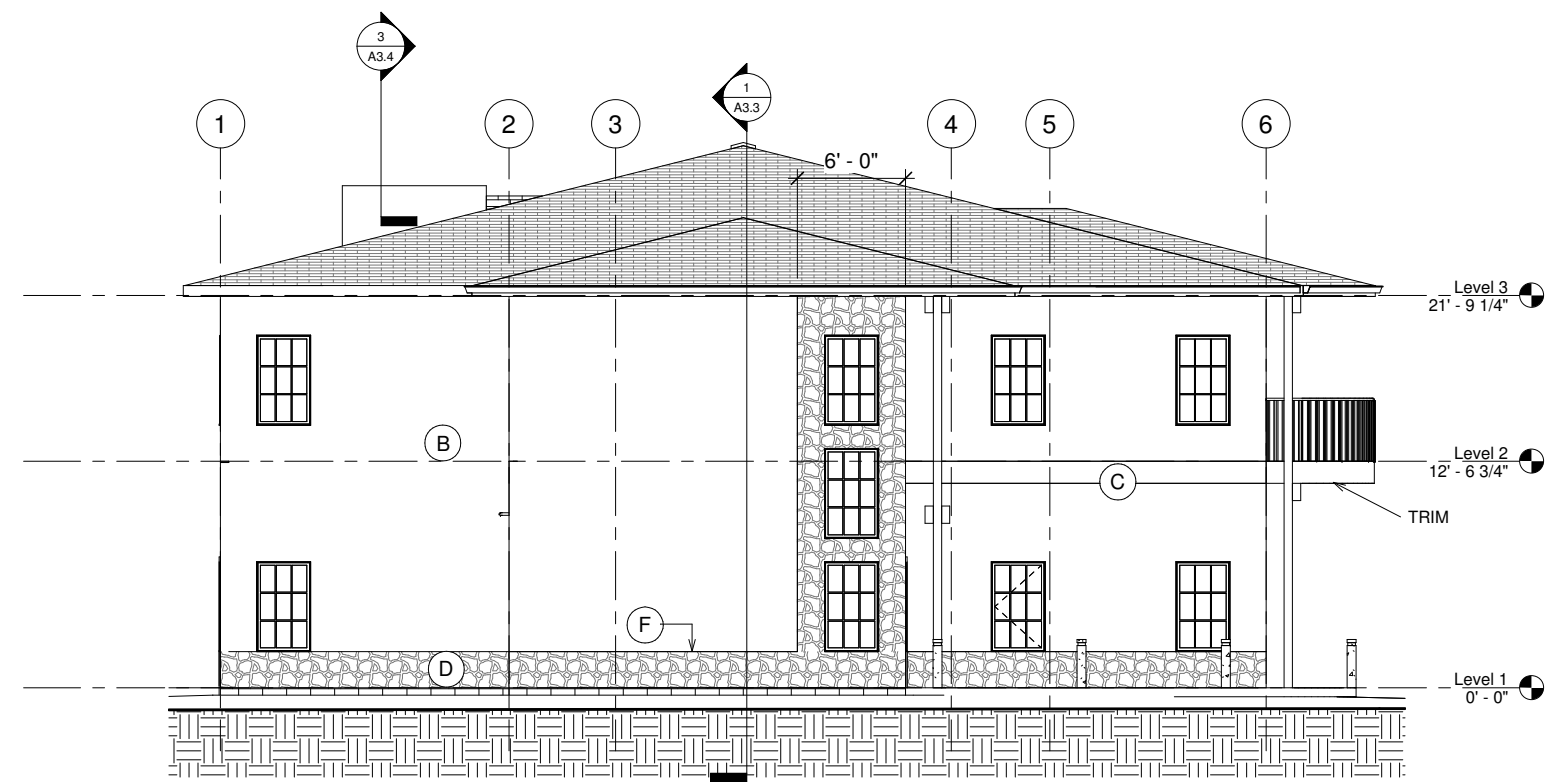
A3.1

SHEET NOTES


- (A) ASPHALT SHING
- (B) SIDING - HORIZONTAL (CELECT OR =)
- (C) TRIM (CELECT OR =)
- (D) STONE (OUZ-LOCAL)
- (F) FLASHING
- (N) FISHING NET (BO)
- (BO) BY OWNER
- (F) FROSTED
- (M) MECH. LOUVER / VENT (3' x 3')(SEE MECH.)
- WINDOWS - VINYL 3-PANE - LOW E
- COLUMN/BEAMS - PRESSURE TREATED
- RAILING SYSTEM (CELECT OR =)



1 BUILDING - SOUTH
3/16" = 1'-0"



2 BUILDING - WEST
3/16" = 1'-0"



REV NO: DATE
 ADD NO: 1
 (27 NOV 17)

SAJJ ARCHITECTURE, LLC
 6375 KULIS DRIVE, ANCHORAGE, ALASKA 99502
 #907-440-6606 #907-258-6606 (FAX)
 SCOTT A. JONES

OUZINKIE OFFICE
 OUZINKIE NATIVE CORP

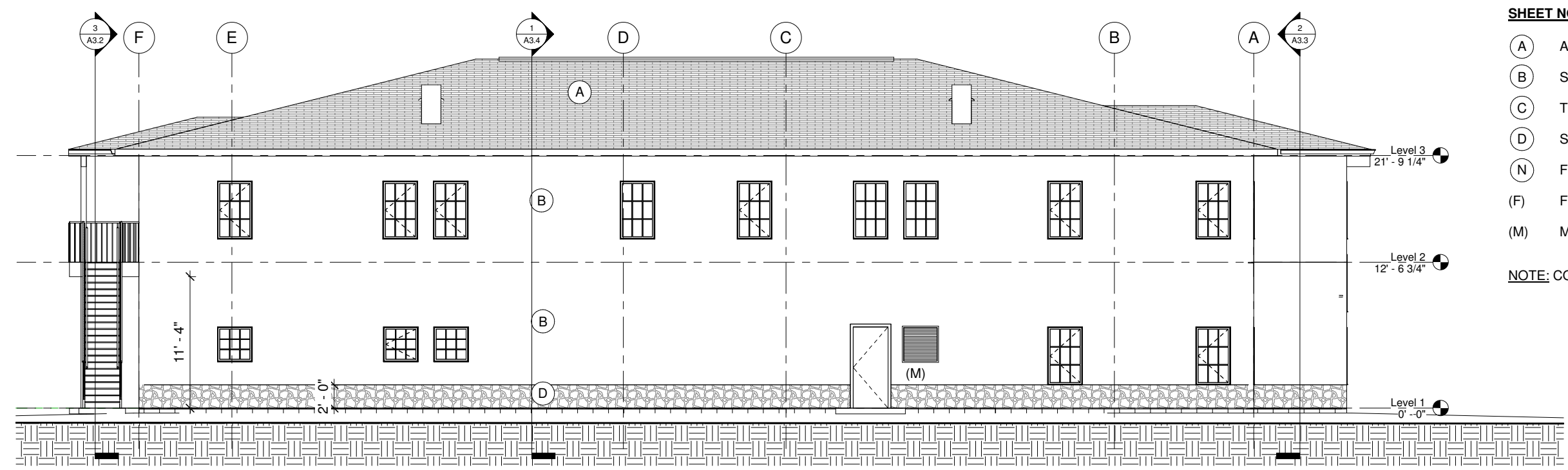
DR: KBK
 CK: SAJ
 DT: 27 NOV 17
 JB: OUZINKIE
 DWG: ELEVATION/STAIR

A3.2

SHEET NOTES

- (A) ASPHALT SHING
- (B) SIDING - HORIZONTAL (CELECT OR =)
- (C) TRIM
- (D) STONE (OUZ-LOCAL)
- (N) FISHING NET
- (F) FROSTED
- (M) MECH. LOUVER / VENT (3' x 3')(SEE MECH.)

NOTE: COLUMNS: SITKA SRUCE + BEAMS

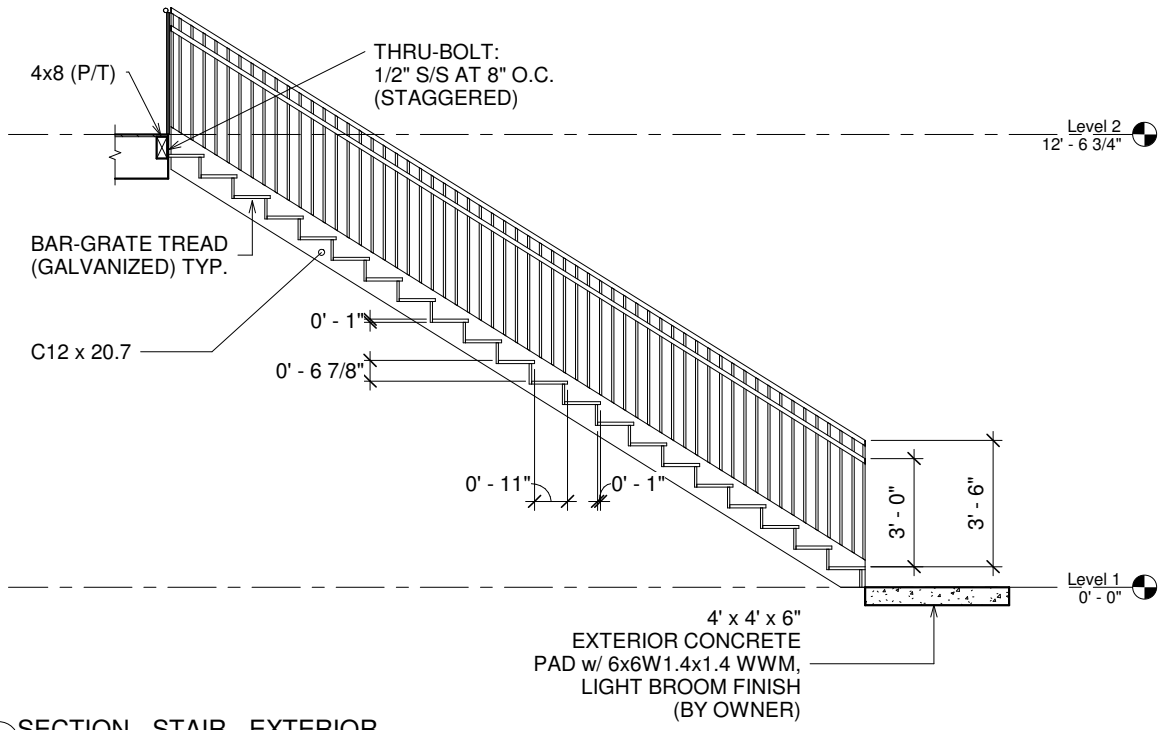


2 BUILDING - NORTH

3/16" = 1'-0"

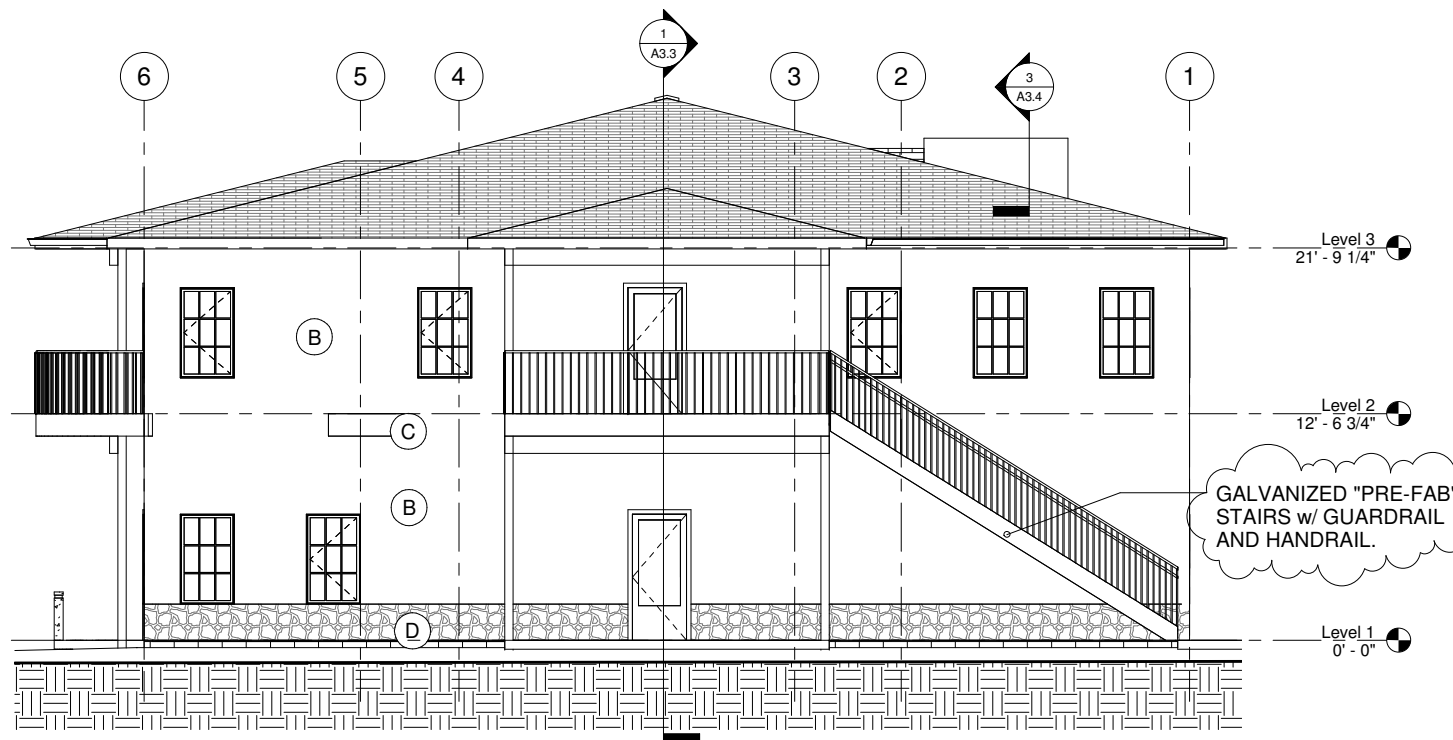
STAIR NOTES

GUARDRAIL: +42" TYPICAL (4" MAX OPENING)
 HANDRAIL: +36" (EA. SIDE)(1 1/2" DIA.)



3 SECTION - STAIR - EXTERIOR

3/8" = 1'-0"




1 BUILDING - EAST

3/16" = 1'-0"

"11X17 DRAWINGS ARE HALF THE INDICATED SCALE"

* 27 NOVEMBER 2017 * ADD. NO. 1 SET *



REV NO: DATE
 ADD NO: 1
 (27 NOV 17)

SAJJ ARCHITECTURE, LLC
 6375 KULIS DRIVE, ANCHORAGE, ALASKA 99502
 #907-440-6606 #907-258-6606 (FAX)
 SCOTT A. JONES
 #907-440-6606 #907-258-6606 (FAX)

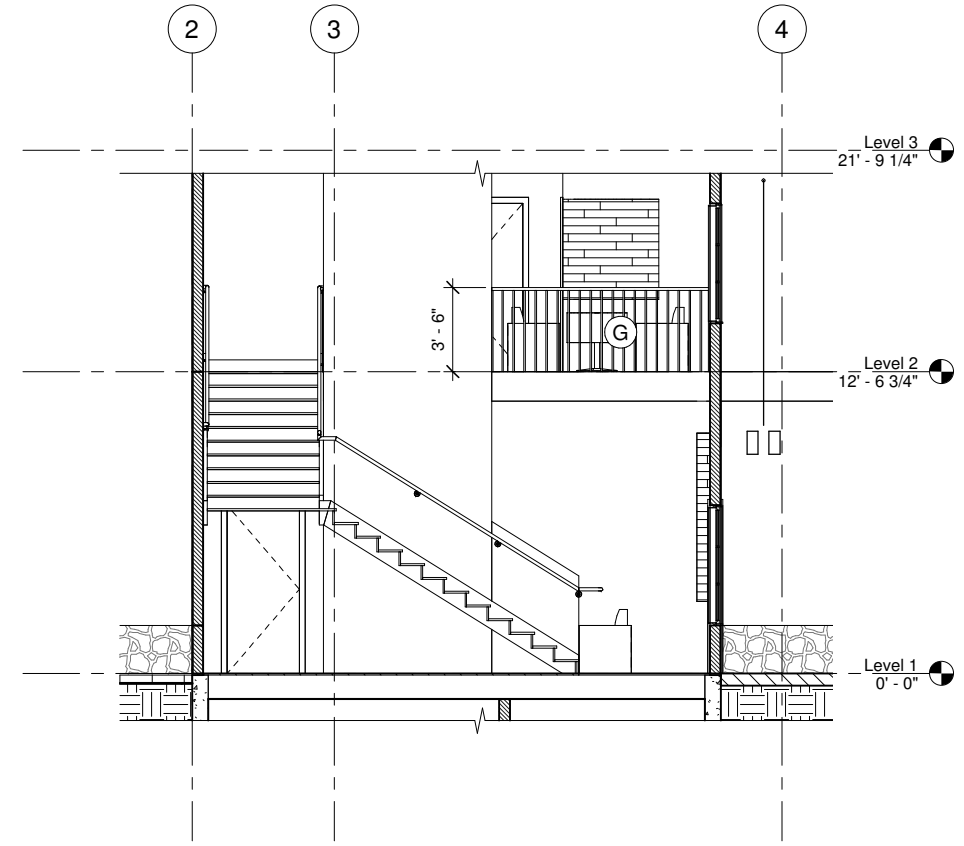
OUZINKIE OFFICE
 OUZINKIE NATIVE CORP

DR: KBK
 CK: SAJ
 DT: 27 NOV 17
 JB: OUZINKIE
 DWG: SECTION

A3.3

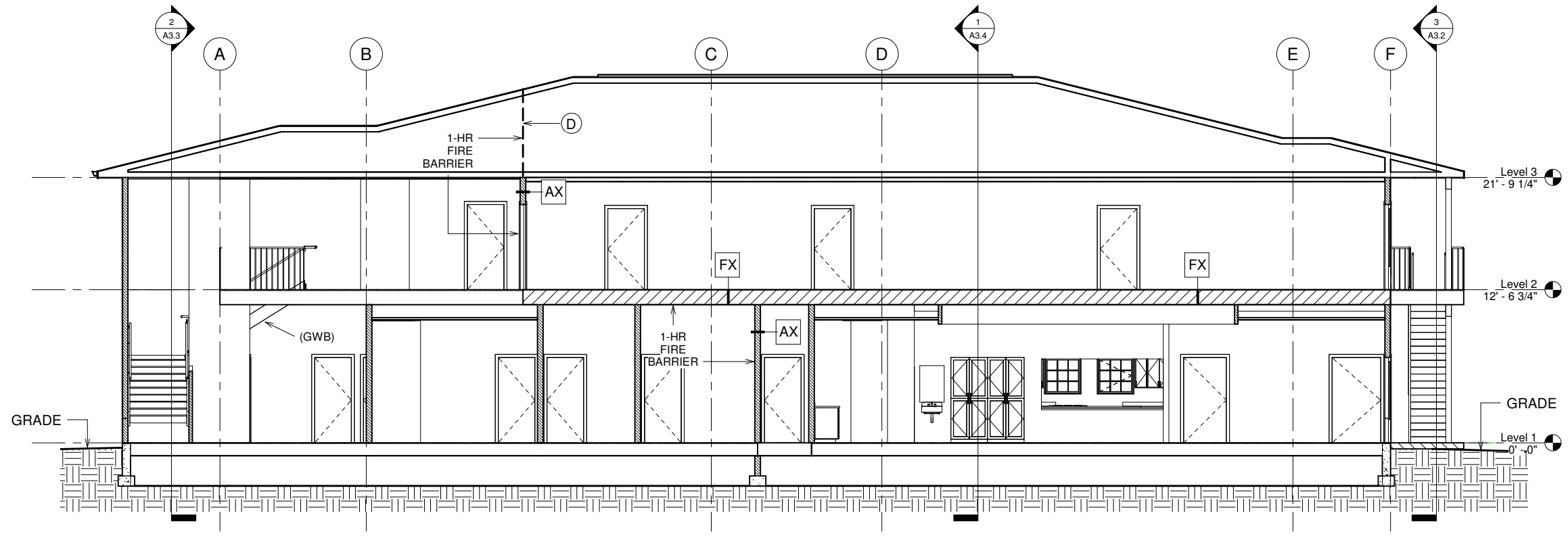
SHEET NOTES

- (D) DRAFT STOP (1/2" PLYWOOD CONT. AT ATTIC AT TRUSS) w/ 24" x 36" PLYWOOD DOOR w/ SELF CLOSING HINGE/HARDWARE
- (G) GUARDRAIL +42" (2x2 PICKETS AT 5 1/2" O.C.) (2x4 TOP RAIL (VERT.)) (2x4 TOP CAP (BEVELED))



2 SECTION - STAIR - INTERIOR
 1/4" = 1'-0"

3 WALL TYPES - INTERIOR - TYP. (SEE (2/A3.2))
 N/A



1 GRID 3.5
 3/16" = 1'-0"



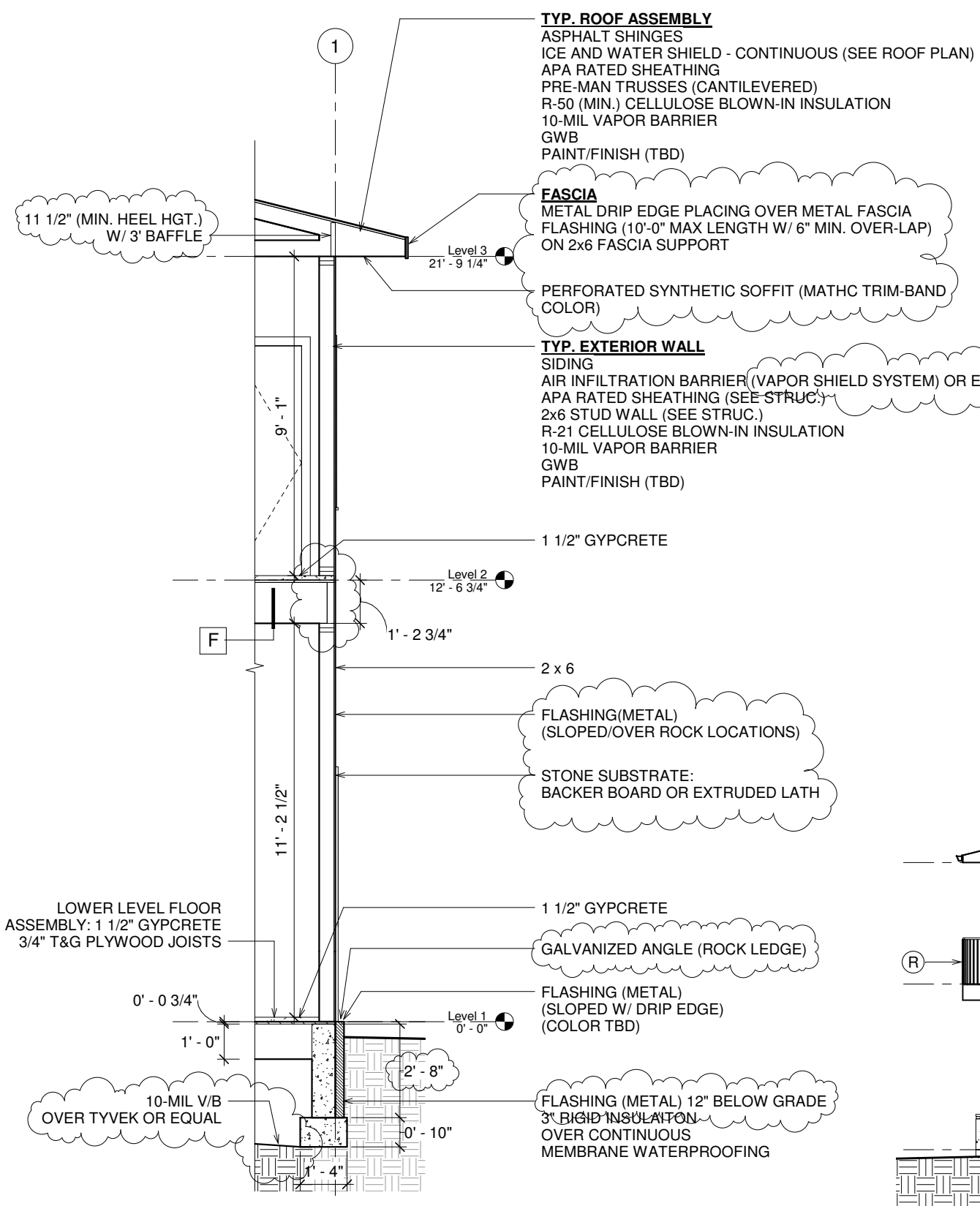
REV NO: DATE
 ADD NO: 1
 (27 NOV 17)

SAJJ ARCHITECTURE, LLC
 6375 KULIS DRIVE, ANCHORAGE, ALASKA 99502
 #907-440-6606 #907-258-6606 (FAX)
 SCOTT A. JONES

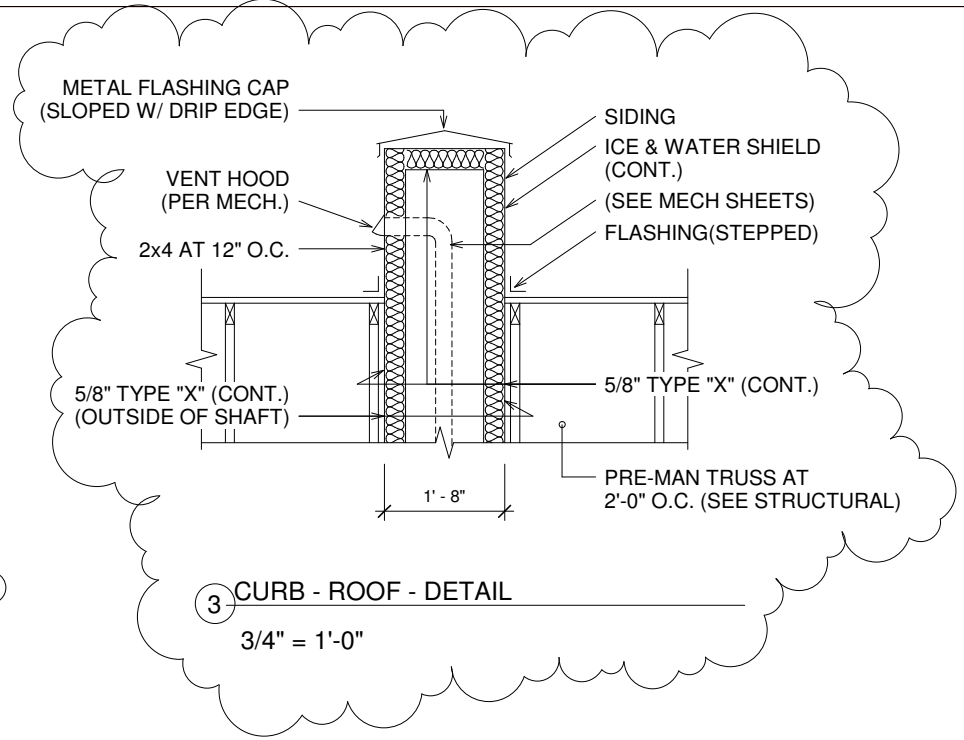
OUZINKIE OFFICE
 OUZINKIE NATIVE CORP

DR: KBK
 CK: SAJ
 DT: 27 NOV 17
 JB: OUZINKIE
 DWG: SECTION

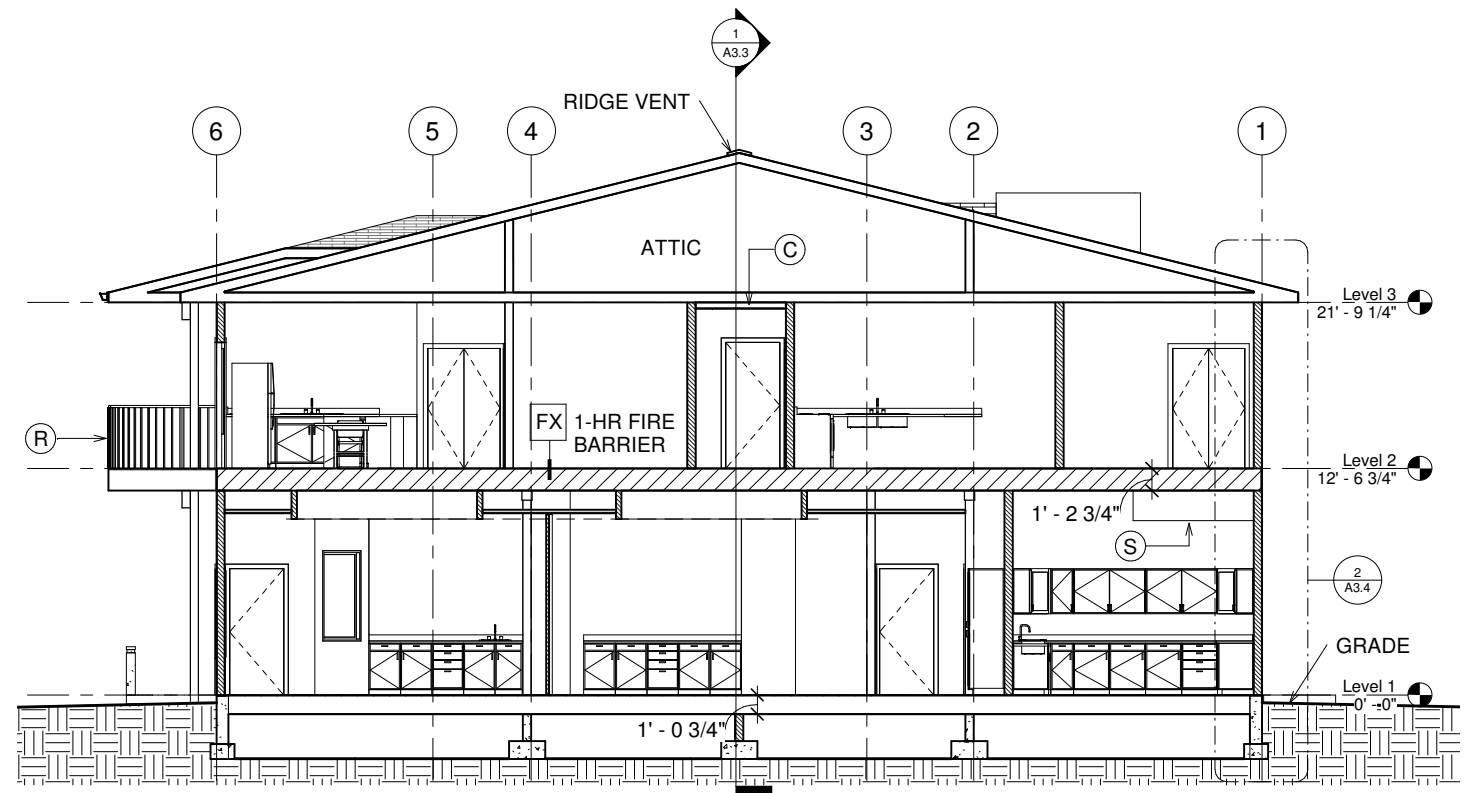
A3.4



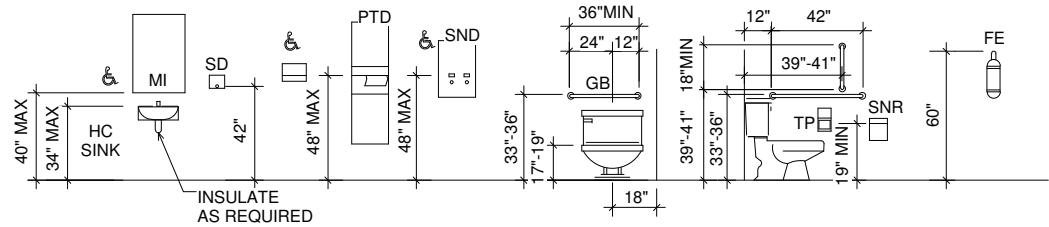
2 WALL SECTION - EXTERIOR - TYP.
 1/2" = 1'-0"



- SHEET NOTES**
- (C) 1-HR CORRIDOR CEILING
 (1)LAYER 5/8" TYPE "X"
 2x4 AT 16" O.C. (1)LAYER 5/8" TYPE "X"
 - (R) GUARDRAIL +42" (SYNTHETIC)
 (2x2 PICKETS AT 5 1/2" O.C.)
 (2x4 TOP RAIL (VERT.))
 (2x4 TOP CAP (BEVELED))
 - (S) EXPOSED SOFFIT MECH VENT



1 SECTION - GRID D.1
 3/16" = 1'-0"



STANDARD MOUNTING HEIGHTS

- NTS
- NOTES:
1. NOT ALL ITEMS SHOWN ARE IN CONTRACT. ADDITIONAL ITEMS SHOWN FOR OWNERS FUTURE REFERENCE.
 2. * : INDICATES DIMENSION TO WORKING PART.

- KEY:
- FE - FIRE EXTINGUISHER
 - GB - GRAB BAR
 - GC - GARBAGE CAN
 - MI - MIRROR
 - PTD - PAPER TOWEL DISPENSER (SURFACE MOUNT)
 - SD - SOAP DISPENSER
 - SND - SANITARY NAPKIN DISPENSER
 - SNR - SANITARY NAPKIN RECEPTACLE
 - TP - TOILET PAPER DISPENSER
 - TB - TOWEL BAR

- SHEET NOTES**
- FRP FIBER REINFORCED PLASTIC - WHITE - SMOOTH
 - S/R SPRINKLER RISER
 - WH WATER HEATER
 - H/S HYDRATION STATION (DRINKING FOUNTAIN / BOTTLE FILLER)
 - (S) SHELVES



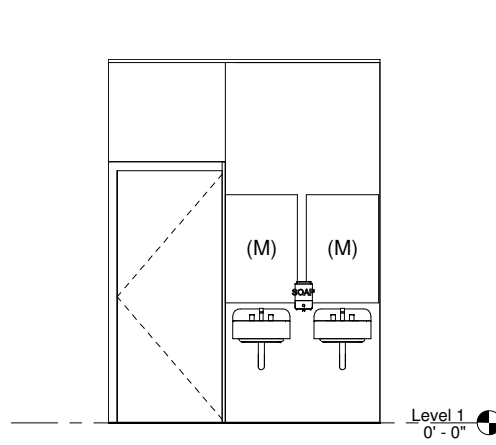
REV NO: DATE
 ADD NO: 1
 (27 NOV 17)

SAJJ ARCHITECTURE, LLC
 6375 KULIS DRIVE, ANCHORAGE, ALASKA 99502
 #907-440-6606 #907-258-6606 (FAX)

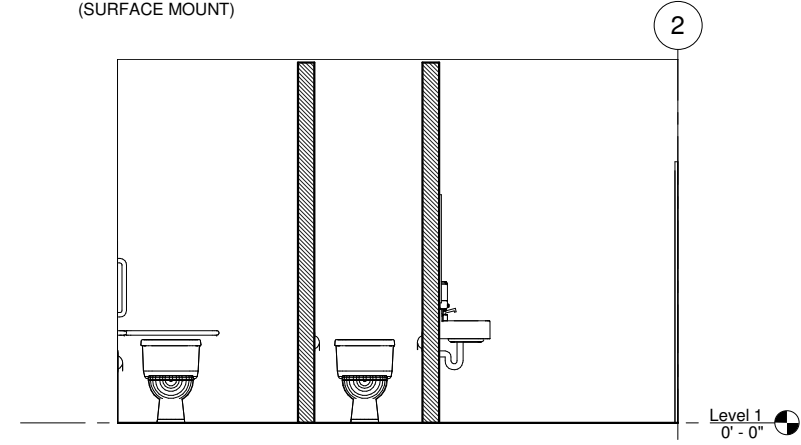
OUZINKIE OFFICE
 OUZINKIE NATIVE CORP

DR: KBK
 CK: SAJ
 DT: 27 NOV 17
 JB: OUZINKIE
 DWG: JANITOR / RESTROOMS

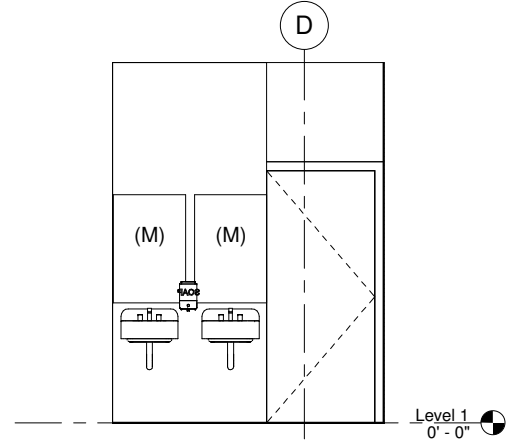
A4.1



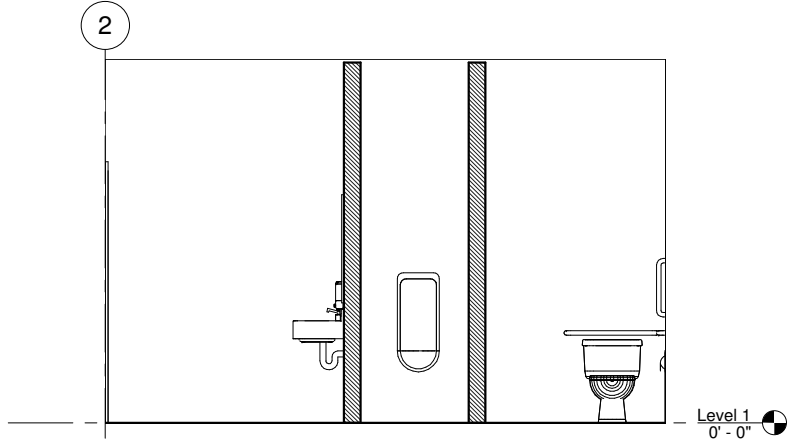
4 WOMEN - NORTH
 3/8" = 1'-0"



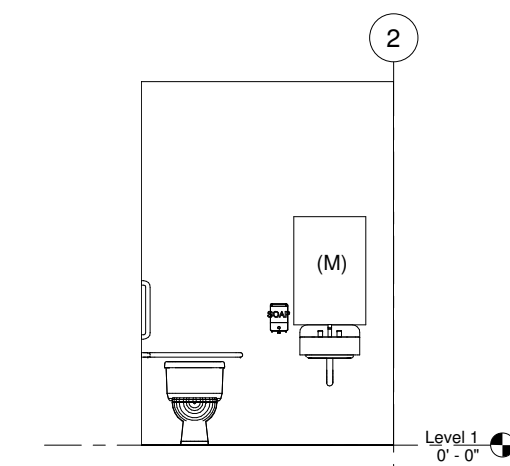
5 WOMEN - EAST
 3/8" = 1'-0"



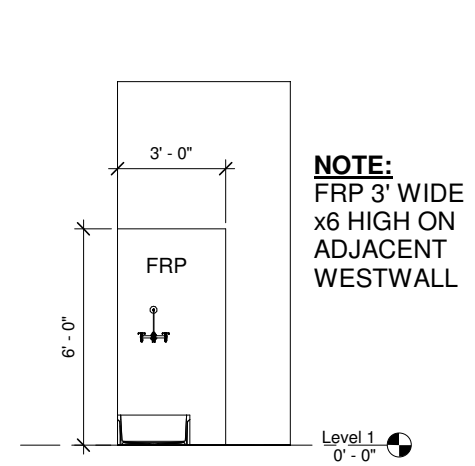
6 MENS - NORTH
 3/8" = 1'-0"



7 MENS - WEST
 3/8" = 1'-0"

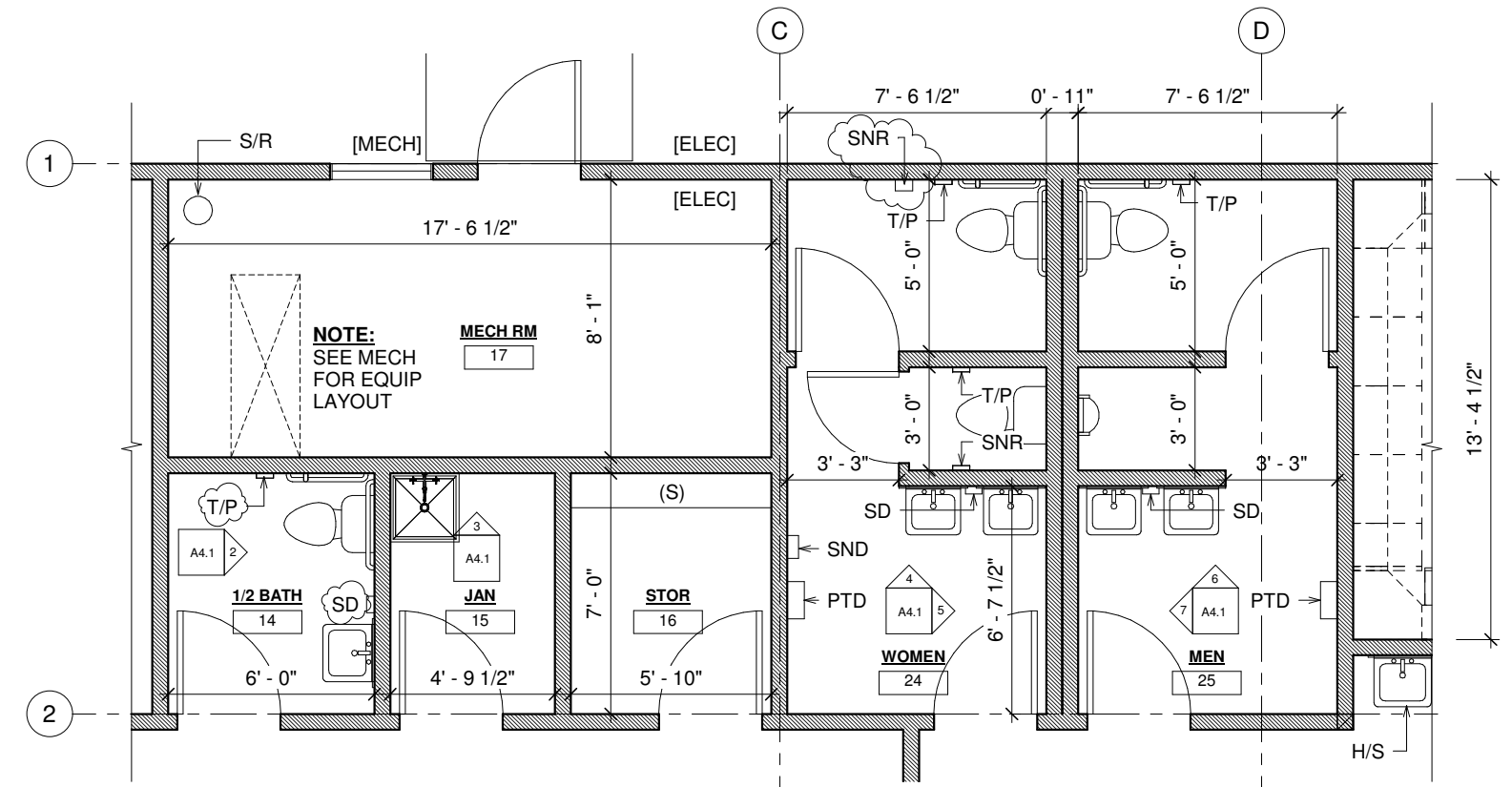


2 1/2 BATH - EAST
 3/8" = 1'-0"



3 JANITOR - NORTH
 3/8" = 1'-0"

NOTE:
 FRP 3' WIDE
 x6 HIGH ON
 ADJACENT
 WESTWALL



1 PLAN - ENLARGED - JANITOR / RESTROOMS
 3/8" = 1'-0"

SHEET NOTES

- (B) BOILER
- (M) MICROWAVE
- (O) DBL OVEN (CONVECTION)(PROPANE)
- (S) SHELVES
- (B.O.) BY OWNER (N/C)
- (N.C.) NOT IN CONTRACT
- (E) END PANEL



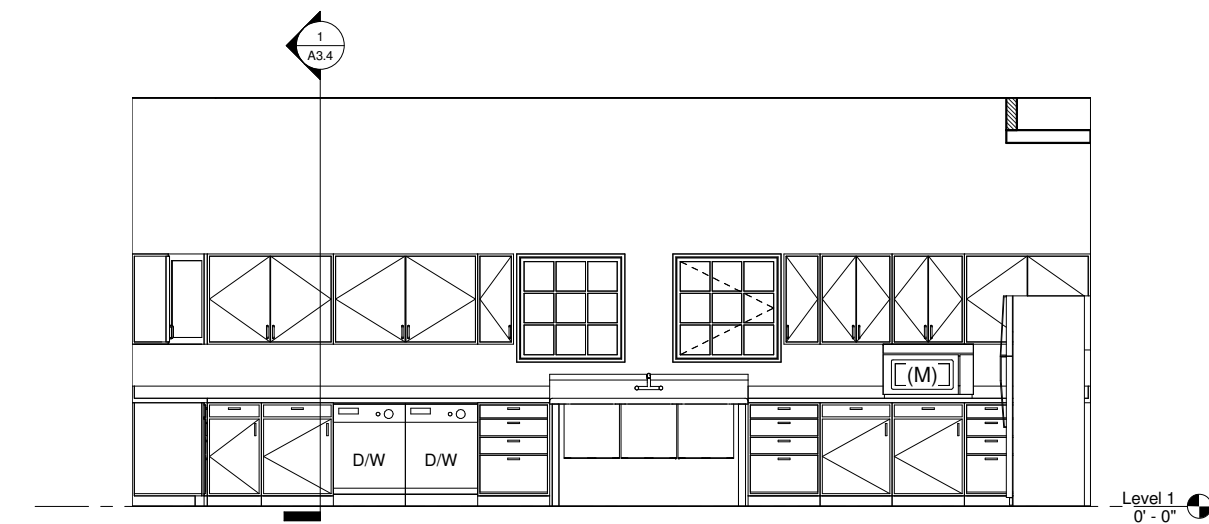
REV NO: DATE
ADD NO: 1
(27 NOV 17)

SAJJ ARCHITECTURE, LLC
6375 KULIS DRIVE, ANCHORAGE, ALASKA 99502
SCOTT A. JONES #907-440-6606 #907-258-6606 (FAX)

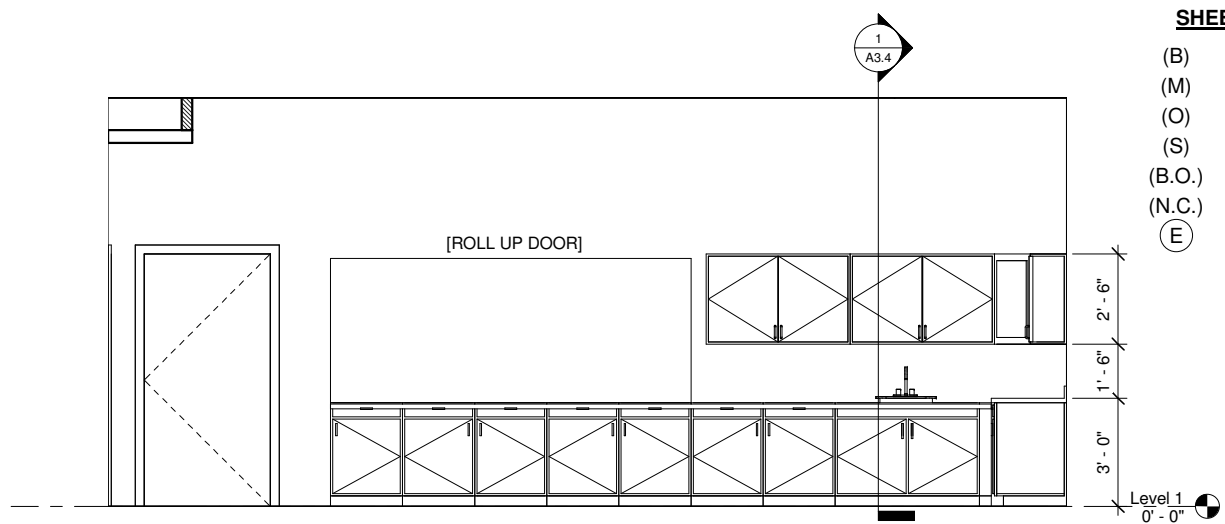
OUZINKIE OFFICE
OUZINKIE NATIVE CORP

DR: KBK
CK: SAJ
DT: 27 NOV 17
JB: OUZINKIE
DWG: KITCHEN / PANTRY

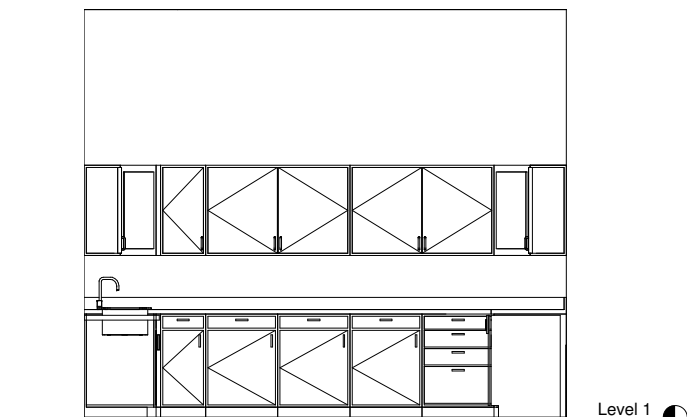
A4.2



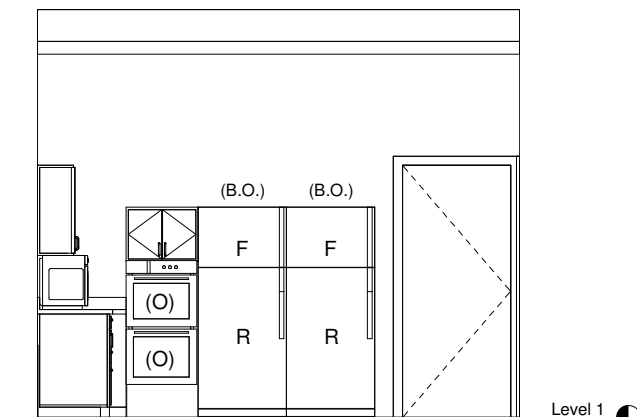
2 KITCHEN - NORTH
3/8" = 1'-0"




3 KITCHEN - SOUTH
3/8" = 1'-0"



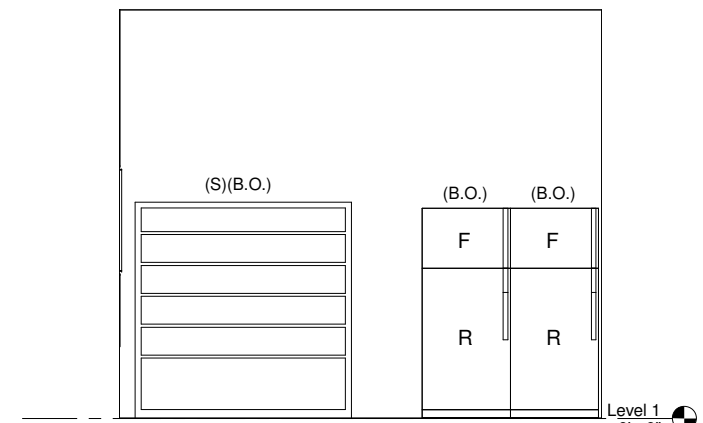
4 KITCHEN - WEST
3/8" = 1'-0"



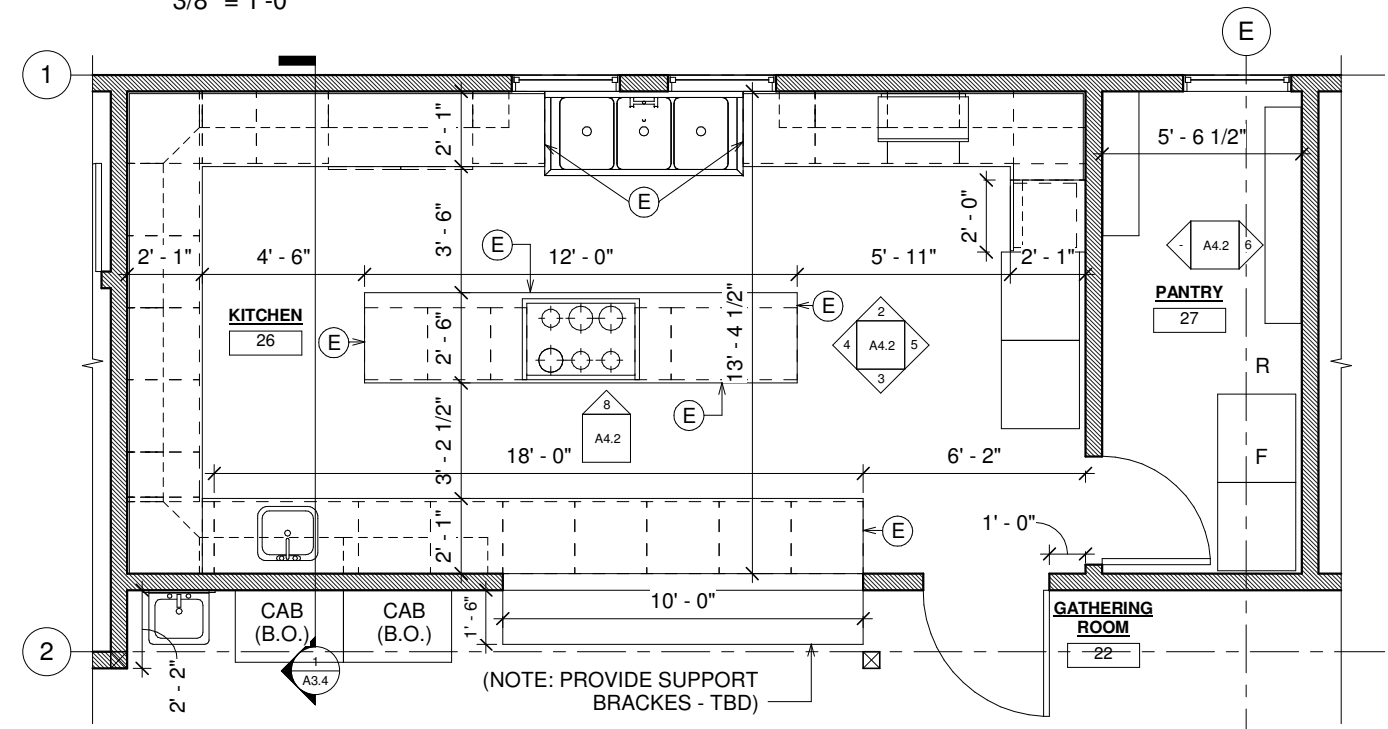
5 KITCHEN - EAST
3/8" = 1'-0"



8 KITCHEN - OVEN ISLAND
3/8" = 1'-0"




6 PANTRY - EAST
3/8" = 1'-0"



1 PLAN - ENLARGED - KITCHEN / PANTRY
3/8" = 1'-0"

"IIX17 DRAWINGS ARE HALF THE INDICATED SCALE"

* 27 NOVEMBER 2017 * ADD. NO. 1 SET *



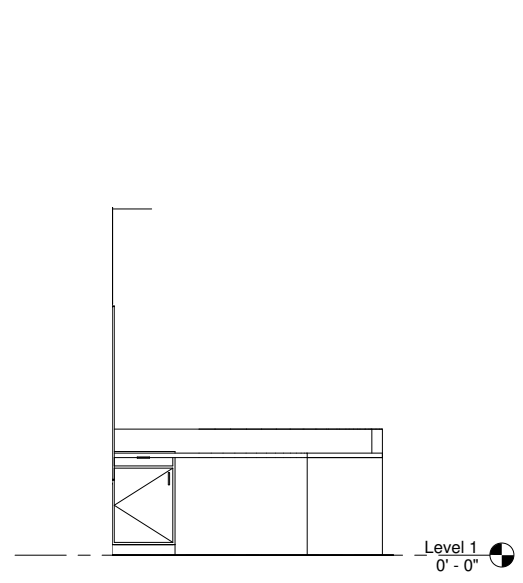
REV NO: DATE
 ADD NO: 1
 (27 NOV 17)

SAJJ ARCHITECTURE, LLC
 6375 KULIS DRIVE, ANCHORAGE, ALASKA 99502
 #907-440-6606 #907-258-6606 (FAX)
 SCOTT A. JONES

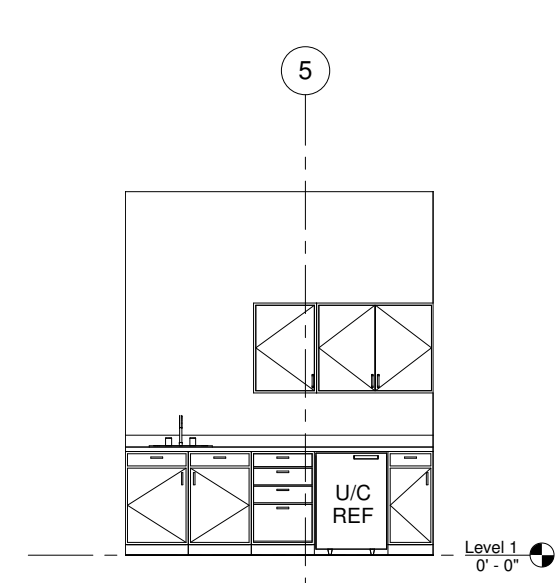
OUZINKIE OFFICE
 OUZINKIE NATIVE CORP

DR: KBK
 CK: SAJ
 DT: 27 NOV 17
 JB: OUZINKIE
 DWG: RECEPTION /
 GATHERING
 ROOM

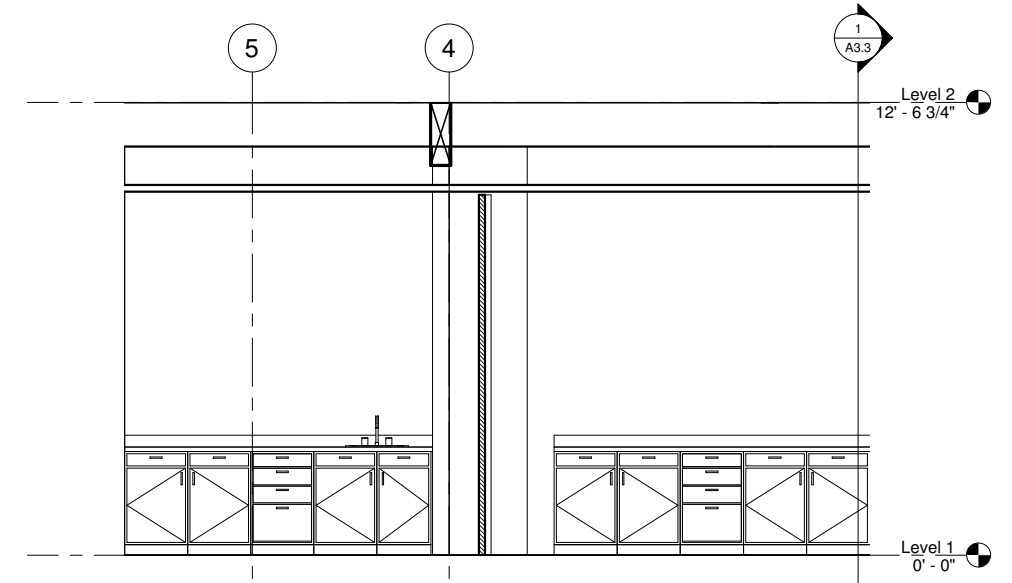
A4.3



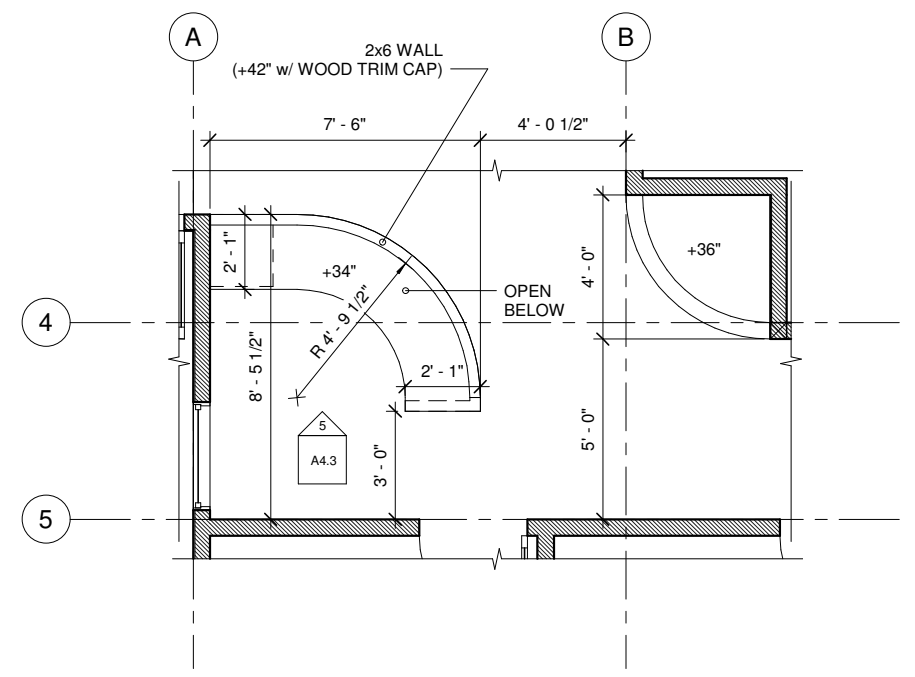
5 RECEPTION - NORTH
 3/8" = 1'-0"



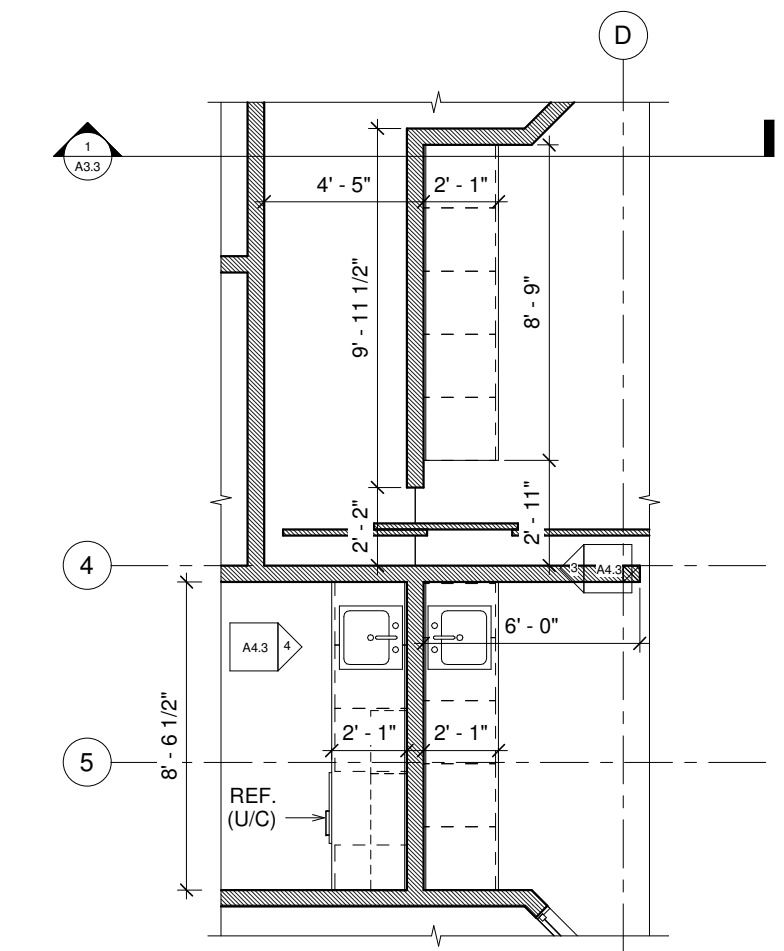
4 BREAK ROOM - EAST
 3/8" = 1'-0"




3 GATHERING ROOM - WEST
 3/8" = 1'-0"



1 PLAN - ENLARGED - RECEPTION
 3/8" = 1'-0"



2 PLAN - ENLARGED - GATHERING ROOM / MEETING ROOM
 3/8" = 1'-0"



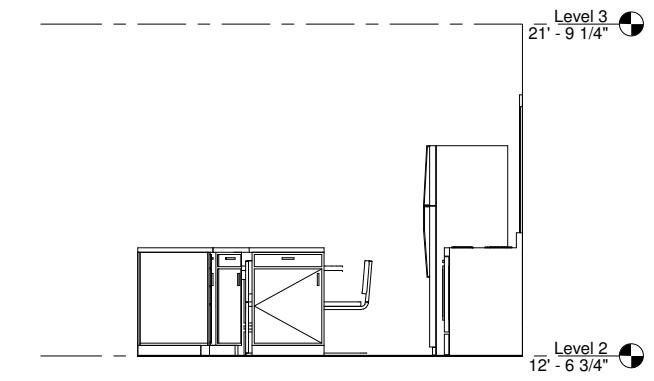
REV NO: DATE
ADD NO: 1
(27 NOV 17)

SAJJ ARCHITECTURE, LLC
6375 KULIS DRIVE, ANCHORAGE, ALASKA 99502
#907-440-6606 #907-258-6606 (FAX)
SCOTT A. JONES

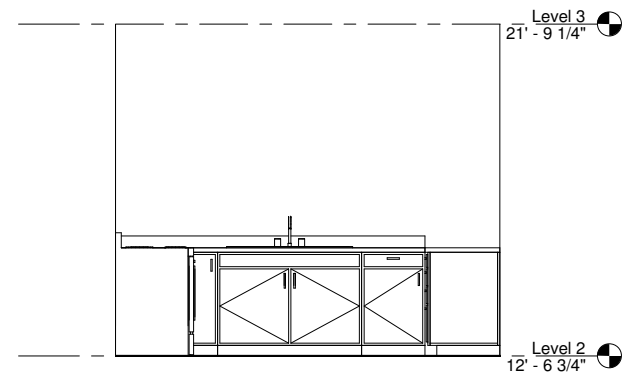
OUZINKIE OFFICE
OUZINKIE NATIVE CORP

DR: KBK
CK: SAJ
DT: 27 NOV 17
JB: OUZINKIE
DWG: UPPER
UNIT
KITCHEN

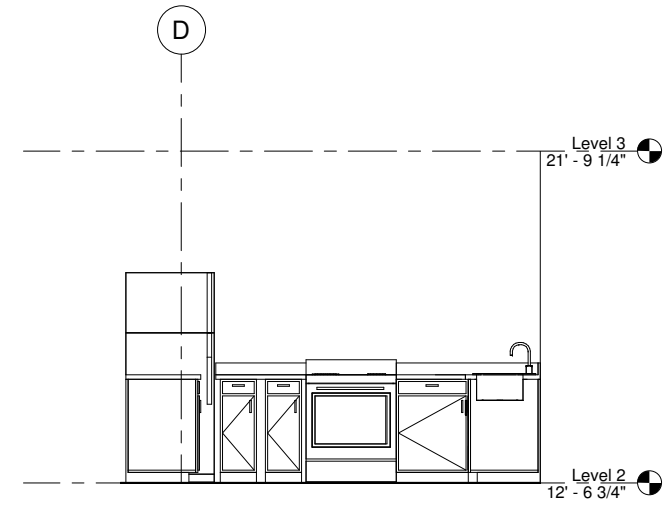
A4.4



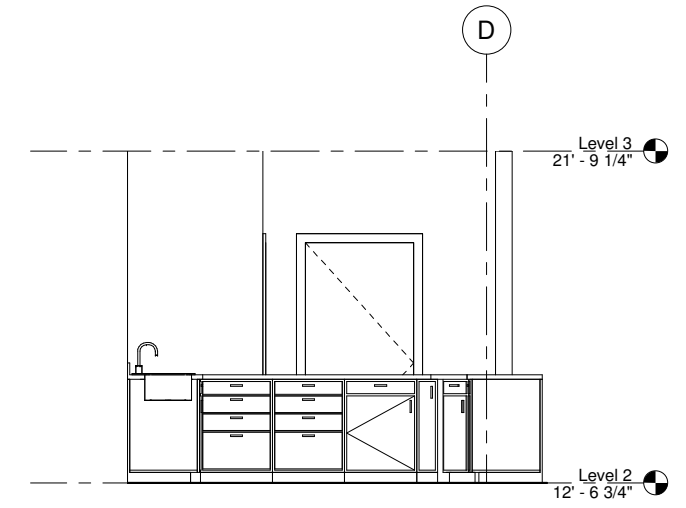
2 UNIT KITCHEN - EAST
3/8" = 1'-0"



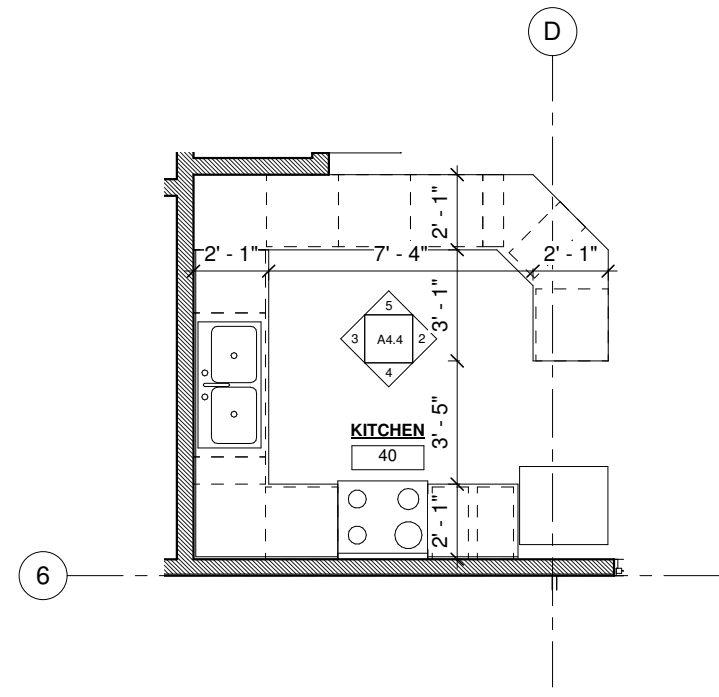
3 UNIT KITCHEN - WEST
3/8" = 1'-0"




4 UNIT KITCHEN - SOUTH
3/8" = 1'-0"



5 UNIT KITCHEN - NORTH
3/8" = 1'-0"



6
1 PLAN - ENLARGED - UPPER UNIT KITCHEN
3/8" = 1'-0"



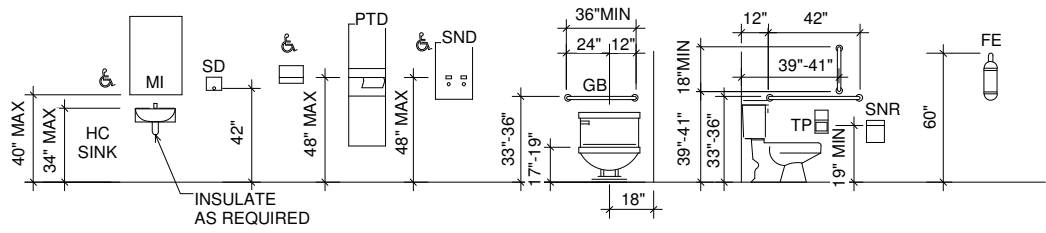
REV NO: DATE
 ADD NO: 1
 (27 NOV 17)

SAJJ ARCHITECTURE, LLC
 6375 KULIS DRIVE, ANCHORAGE, ALASKA 99502
 #907-440-6606 #907-258-6606 (FAX)
 SCOTT A. JONES

OUZINKIE OFFICE
 OUZINKIE NATIVE CORP

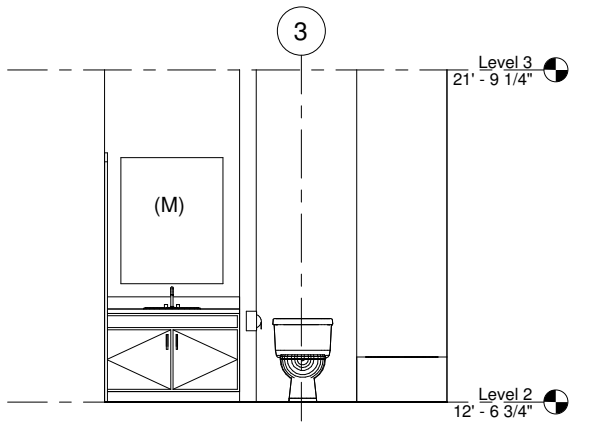
DR: KBK
 CK: SAJ
 DT: 27 NOV 17
 JB: OUZINKIE
 DWG: UPPER
 LEVEL
 BATHS

A4.5

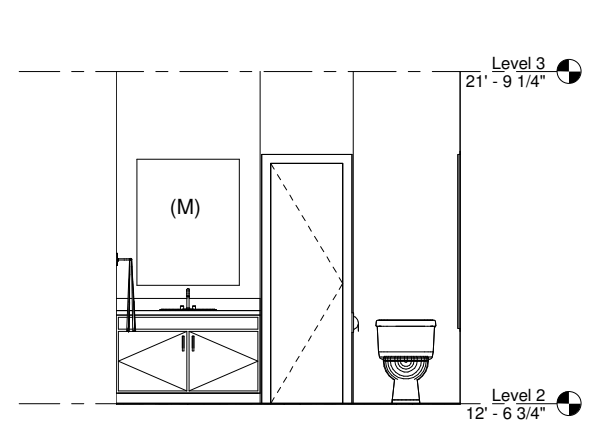


STANDARD MOUNTING HEIGHTS

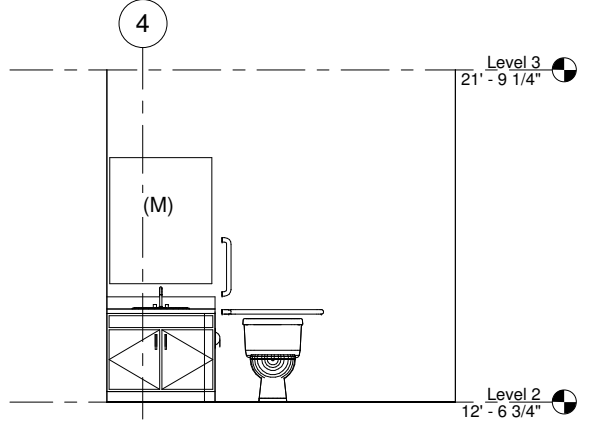
- NOTES:
 1. NOT ALL ITEMS SHOWN ARE IN CONTRACT. ADDITIONAL ITEMS SHOWN FOR OWNERS FUTURE REFERENCE.
 2. * : INDICATES DIMENSION TO WORKING PART.
- KEY:
 FE - FIRE EXTINGUISHER
 GB - GRAB BAR
 GC - GARBAGE CAN
 MI - MIRROR
 PTD - PAPER TOWEL DISPENSER (SURFACE MOUNT)
 SD - SOAP DISPENSER
 SND - SANITARY NAPKIN DISPENSER
 SNR - SANITARY NAPKIN RECEPTACLE
 TP - TOILET PAPER DISPENSER
 TB - TOWEL BAR



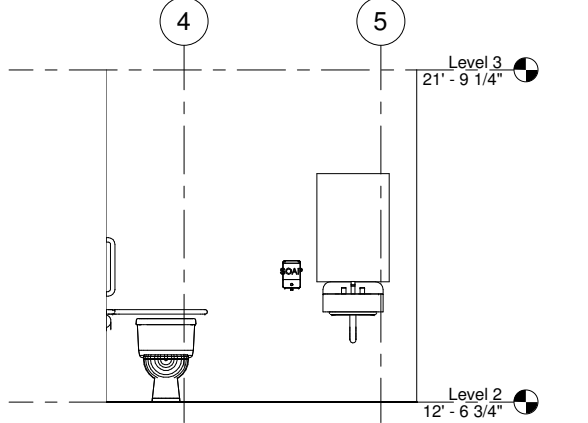
6 UPPER BATH(55) - EAST
 3/8" = 1'-0"



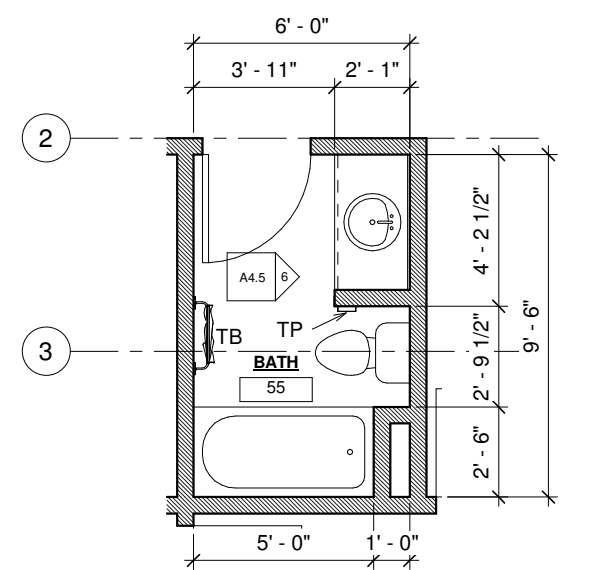
5 UPPER BATH(49) - WEST
 3/8" = 1'-0"



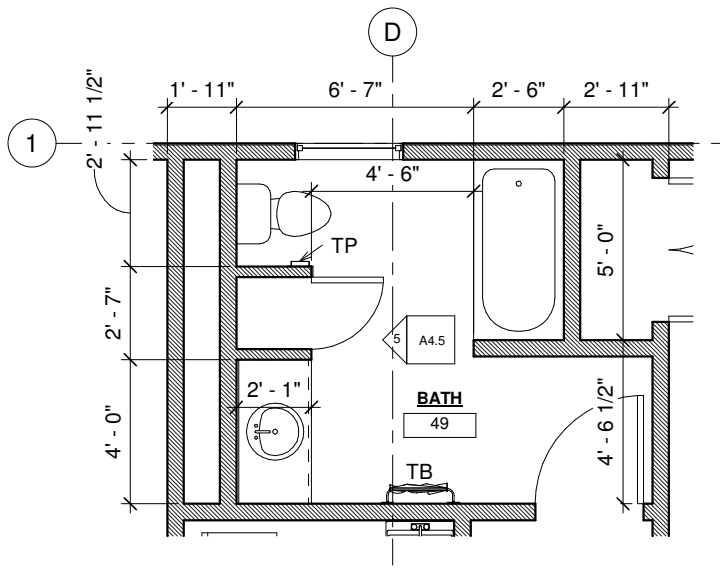
4 UPPER BATH(41) - WEST
 3/8" = 1'-0"



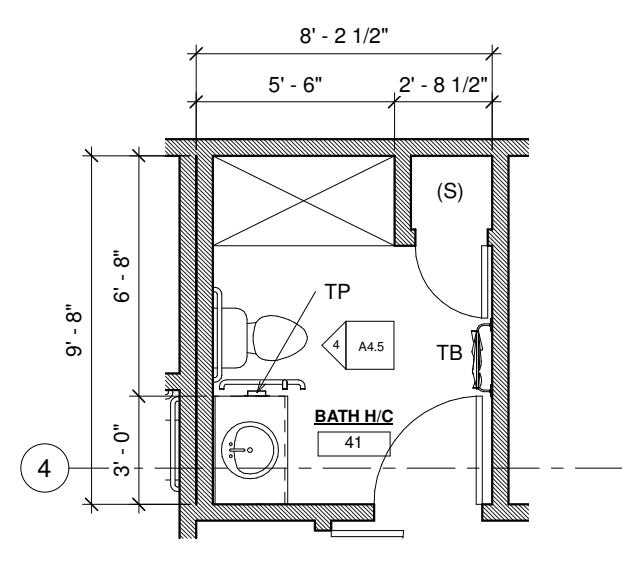
8 UPPER M/F(38) - EAST
 3/8" = 1'-0"



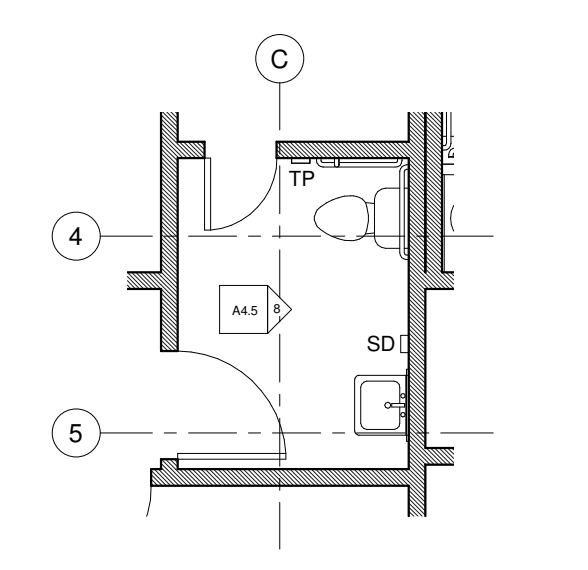
3 PLAN - ENLARGED - UPPER BATH(55)
 3/8" = 1'-0"



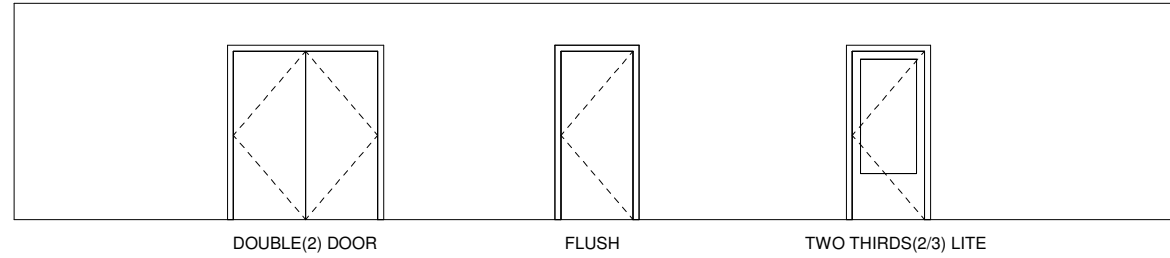
2 PLAN - ENLARGED - UPPER BATH(49)
 3/8" = 1'-0"



1 PLAN - ENLARGED - UPPER BATH(41)
 3/8" = 1'-0"



7 PLAN - ENLARGED - UPPER M/F(38)
 3/8" = 1'-0"



1 DOOR TYPES

1/4" = 1'-0"

Door Schedule											
Room: Number	Room: Name	Room: Level	Mark	Family	Type	Frame Material	Finish	Fire Rating	Hardware Set	Remarks	To Room: Number
1	OFFICE	Level 1	1	Single-Glass 1 - TWO THIRDS LIGHT	36" x 84"	MTL	PLAM				8
2	OFFICE	Level 1	2	Single-Glass 1 - TWO THIRDS LIGHT	36" x 84"	MTL	PLAM				7
3	OFFICE	Level 1	3	Single-Glass 1 - TWO THIRDS LIGHT	36" x 84"	MTL	PLAM				7
4	OFFICE	Level 1	4	Single-Flush	36" x 84"	MTL	PLAM				7
5	OFFICE	Level 1	5	Single-Flush	36" x 84"	MTL	PLAM				7
6	OFFICE	Level 1	6	Single-Flush	36" x 84"	MTL	PLAM				7
7	LOBBY	Level 1	7A	Single-Glass 1 - TWO THIRDS LIGHT	36" x 84"	MTL	PLAM				9
7	LOBBY	Level 1	7B	Single-Flush	36" x 84"	MTL	PLAM	60-MIN			22
7	LOBBY	Level 1	7C	Single-Glass 1 - TWO THIRDS LIGHT	36" x 84"	IHM	PNT			INSUL	
9	BREAK ROOM	Level 1	9	Single-Glass 1 - TWO THIRDS LIGHT	36" x 84"	MTL	PLAM				18
11	STORAGE	Level 1	11	Single-Flush	36" x 84"	MTL	PLAM				9
12	FILE	Level 1	12	Single-Flush	36" x 84"	MTL	PLAM				7
13	I/T	Level 1	13	Single-Flush	36" x 84"	MTL	PLAM				7
14	1/2 BATH	Level 1	14	Single-Flush	36" x 84"	MTL	PLAM				7
15	JAN	Level 1	15	Single-Flush	36" x 84"	MTL	PLAM				7
16	STOR	Level 1	16	Single-Flush	36" x 84"	IHM	PLAM				7
17	MECH RM	Level 1	17	Single-Flush	36" x 84"	IHM	PNT			INSUL	
18	ENTRY	Level 1	18	Single-Glass 1 - TWO THIRDS LIGHT	36" x 84"	IHM	PNT				
19	CLOSET	Level 1	19	Single-Flush	36" x 84"					INSUL	7
21	CONFERENCE ROOM	Level 1	21	Single-Flush	36" x 84"			60-MIN			18
22	GATHERING ROOM	Level 1	22A	Single-Flush	36" x 84"						21
22	GATHERING ROOM	Level 1	22B	Single-Glass 1 - TWO THIRDS LIGHT	36" x 84"	IHM	PNT			INSUL	
23	STORAGE	Level 1	23	Single-Flush	36" x 84"	MTL	PLAM				22
24	WOMEN	Level 1	24	Single-Flush	36" x 84"	MTL	PLAM				22
24	WOMEN	Level 1	24A	Single-Flush	36" x 84"	MTL	PLAM				24A
24	WOMEN	Level 1	24B	Single-Flush	32" x 84"	MTL	PLAM				
25	MEN	Level 1	25	Single-Flush	36" x 84"	MTL	PLAM				22
25	MEN	Level 1	25A	Single-Flush	36" x 84"	MTL	PLAM				25A
26	KITCHEN	Level 1	26	Single-Flush	42" x 84"	MTL	PLAM				22
27	PANTRY	Level 1	27	Single-Flush	36" x 84"	MTL	PLAM				26
28	STORAGE	Level 1	28	Single-Flush	48" x 84"	MTL	PLAM				22
29	OFFICE	Level 2	29	Single-Glass 1 - TWO THIRDS LIGHT	36" x 84"	MTL	PLAM				36
30	OFFICE	Level 2	30	Single-Glass 1 - TWO THIRDS LIGHT	36" x 84"	MTL	PLAM				36
31	OFFICE	Level 2	31	Single-Glass 1 - TWO THIRDS LIGHT	36" x 84"	MTL	PLAM				36
32	OFFICE	Level 2	32	Single-Glass 1 - TWO THIRDS LIGHT	36" x 84"	MTL	PLAM				36
33	M/F	Level 2	33	Single-Flush	36" x 84"	MTL	PLAM				36
34	STORAGE	Level 2	34	Single-Flush	24" x 80"	MTL	PLAM				33
35	EXCERCIZE	Level 2	35	Single-Flush	42" x 84"	MTL	PLAM				36
37	STORAGE	Level 2	37	Single-Flush	36" x 84"	MTL	PLAM				36
38	LIVING	Level 2	38A	Single-Flush	36" x 80"	MTL	PLAM	45-MIN			45
38	LIVING	Level 2	38B	Double-Flush	48" x 80"	MTL	PLAM				
39	DINING	Level 2	39	Single-Glass 1 - TWO THIRDS LIGHT	36" x 84"	IHM	PNT			INSUL	58
41	BATH H/C	Level 2	41A	Single-Flush	36" x 80"	MTL	PLAM	45-MIN			38
41	BATH H/C	Level 2	41B	Single-Flush	24" x 80"	MTL	PLAM				
42	BEDROOM	Level 2	42	Single-Flush	36" x 80"	MTL	PLAM	45-MIN			38
43	BEDROOM	Level 2	43	Single-Flush	36" x 80"	MTL	PLAM	45-MIN			38
44	BEDROOM	Level 2	44A	Single-Flush	36" x 80"	MTL	PLAM	45-MIN			38
44	BEDROOM	Level 2	44B	Double-Flush	60" x 80"	MTL	PLAM				
44	BEDROOM	Level 2	44C	Double-Flush	60" x 80"	MTL	PLAM				
45	CORRIDOR	Level 2	45	Single-Glass 1 - TWO THIRDS LIGHT	36" x 84"	IHM	PNT			INSUL	
45	CORRIDOR	Level 2	45D	Single-Flush	36" x 84"	MTL	PLAM	60-MIN			36
46	LIVING	Level 2	46	Single-Flush	36" x 80"	MTL	PLAM	45-MIN			45
49	BATH	Level 2	49A	Single-Flush	36" x 80"	MTL	PLAM	45-MIN			46
49	BATH	Level 2	49B	Single-Flush	24" x 80"	MTL	PLAM				
50	BEDROOM	Level 2	50A	Single-Flush	36" x 80"	MTL	PLAM	45-MIN			46
50	BEDROOM	Level 2	50B	Double-Flush	48" x 80"	MTL	PLAM				
51	BEDROOM	Level 2	51	Single-Flush	36" x 80"	MTL	PLAM	45-MIN			46
52	MAINT.	Level 2	52	Single-Flush	36" x 80" (45-MIN)	MTL	PLAM	45-MIN			45
53	LIVING/DINING	Level 2	53A	Single-Flush	36" x 80" (45-MIN)	MTL	PLAM	45-MIN			45
53	LIVING/DINING	Level 2	53B	Single-Flush	36" x 84"	MTL	PLAM				
55	BATH	Level 2	55	Single-Flush	36" x 80"	MTL	PLAM	45-MIN			53
56	BEDROOM	Level 2	56A	Single-Flush	36" x 80"	MTL	PLAM	45-MIN			53
56	BEDROOM	Level 2	56B	Double-Flush	48" x 80"	MTL	PLAM				
57	BEDROOM	Level 2	57	Single-Flush	36" x 80"	MTL	PLAM	45-MIN			53



REV NO: DATE
ADD NO: 1
(27 NOV 17)

SAJJ ARCHITECTURE, LLC
6375 KULIS DRIVE, ANCHORAGE, ALASKA 99502
#907-440-6606 #907-258-6606 (FAX)
SCOTT A. JONES

OUZINKIE OFFICE
OUZINKIE NATIVE CORP

DR: KBK
CK: SAJ
DT: 27 NOV 17
JB: OUZINKIE
DWG: DOOR SCHEDULES

A5.1



REV NO: DATE
 ADD NO: 1
 (27 NOV 17)

SAJJ ARCHITECTURE, LLC
 6375 KULIS DRIVE, ANCHORAGE, ALASKA 99502
 #907-440-6606 #907-258-6606 (FAX)
 SCOTT A. JONES

OUZINKIE OFFICE
 OUZINKIE NATIVE CORP

DR: KBK
 CK: SAJ
 DT: 27 NOV 17
 JB: OUZINKIE
 DWG: WINDOW SCHEDULES

A5.2

Window Schedule						
Room: Number	Room: Name	Room: Level	Mark	Family	Type	Remark(s)
1	OFFICE	Level 1	1A	Fixed-1 with Trim	36" x 60"	
1	OFFICE	Level 1	1B	Casement-1 with Trim	36" x 60"	
2	OFFICE	Level 1	2	Casement-1 with Trim	36" x 60"	
3	OFFICE	Level 1	3	Casement-1 with Trim	36" x 60"	
4	OFFICE	Level 1	4A	Casement-1 with Trim	36" x 60"	
4	OFFICE	Level 1	4B	Fixed-1 with Trim	36" x 60"	
5	OFFICE	Level 1	5	Casement-1 with Trim	36" x 60"	
7	LOBBY	Level 1	7A	Fixed-1 with Trim	36" x 60"	(TEMP)
7	LOBBY	Level 1	7B	Fixed-1 with Trim	36" x 60"	
7	LOBBY	Level 1	7C	Fixed-1 with Trim	36" x 60"	(STAIR-MID)
8	RECEPTION	Level 1	8	Casement-1 with Trim	36" x 60"	
9	BREAK ROOM	Level 1	9A	Casement-1 with Trim	36" x 60"	
9	BREAK ROOM	Level 1	9B	Fixed	36" x 60"	(TEMP)
18	ENTRY	Level 1	18A	Fixed-1 with Trim	36" x 60"	
18	ENTRY	Level 1	18B	Fixed-1 with Trim	36" x 60"	
18	ENTRY	Level 1	18C	Fixed	36" x 60" (FIRE RATED)	60-MIN/TEMP
21	CONFERENCE ROOM	Level 1	21A	Fixed-1 with Trim	36" x 60"	
21	CONFERENCE ROOM	Level 1	21B	Fixed-1 with Trim	36" x 60"	
21	CONFERENCE ROOM	Level 1	21C	Fixed-1 with Trim	36" x 60"	
21	CONFERENCE ROOM	Level 1	21D	Fixed-1 with Trim	36" x 60"	
21	CONFERENCE ROOM	Level 1	21E	Fixed-1 with Trim	36" x 60"	
21	CONFERENCE ROOM	Level 1	21F	Casement-1 with Trim	36" x 60"	
21	CONFERENCE ROOM	Level 1	21G	Fixed-1 with Trim	36" x 60"	
21	CONFERENCE ROOM	Level 1	21H	Fixed-1 with Trim	36" x 60"	
26	KITCHEN	Level 1	26A	Fixed-1 with Trim	36" x 36"	
26	KITCHEN	Level 1	26B	Casement-1 with Trim	36" x 36"	
27	PANTRY	Level 1	27	Fixed-1 with Trim	36" x 36"	
29	OFFICE	Level 2	29A	Casement-1 with Trim	36" x 60"	
29	OFFICE	Level 2	29B	Fixed-1 with Trim	36" x 60"	
30	OFFICE	Level 2	30	Casement-1 with Trim	36" x 60"	
31	OFFICE	Level 2	31	Casement-1 with Trim	36" x 60"	
32	OFFICE	Level 2	32	Casement-1 with Trim	36" x 60"	
36	LOBBY	Level 2	36A	Fixed-1 with Trim	36" x 60"	
36	LOBBY	Level 2	36C	Fixed-1 with Trim	36" x 60"	
36	LOBBY	Level 2	36D	Casement-1 with Trim	36" x 60"	
39	DINING	Level 2	39A	Casement-1 with Trim	36" x 60"	
39	DINING	Level 2	39B	Casement-1 with Trim	36" x 60"	
42	BEDROOM	Level 2	42	Casement-1 with Trim	36" x 60"	EGRESS
43	BEDROOM	Level 2	43A	Fixed-1 with Trim	36" x 60"	
43	BEDROOM	Level 2	43B	Casement-1 with Trim	36" x 60"	EGRESS
43	BEDROOM	Level 2	43C	Fixed-1 with Trim	36" x 60"	
44	BEDROOM	Level 2	44	Casement-1 with Trim	36" x 60"	EGRESS
46	LIVING	Level 2	46A	Casement-1 with Trim	36" x 60"	
46	LIVING	Level 2	46B	Fixed-1 with Trim	36" x 60"	
46	LIVING	Level 2	46C	Fixed-1 with Trim	36" x 60"	
47	DINING	Level 2	47	Casement-1 with Trim	36" x 60"	
49	BATH	Level 2	49	Fixed-1 with Trim	36" x 60"	(TEXTURED)
50	BEDROOM	Level 2	50	Casement-1 with Trim	36" x 60"	EGRESS
51	BEDROOM	Level 2	51	Casement-1 with Trim	36" x 60"	EGRESS
53	LIVING/DINING	Level 2	53A	Fixed-1 with Trim	36" x 60"	
53	LIVING/DINING	Level 2	53B	Casement-1 with Trim	36" x 60"	
53	LIVING/DINING	Level 2	53C	Fixed-1 with Trim	36" x 60"	
56	BEDROOM	Level 2	56A	Fixed-1 with Trim	36" x 60"	
56	BEDROOM	Level 2	56B	Casement-1 with Trim	36" x 60"	EGRESS
57	BEDROOM	Level 2	57A	Casement-1 with Trim	36" x 60"	EGRESS

FINISH MANUFACTURERS AND COLORS

ACT - ARMSTRONG
 ACP - ARMSTRONG
 CPT -
 CT1 - GRAY
 FRP - WHITE (SMOOTH)
 GWB - GYPSUM WALL BOARD
 PNT1 -
 PNT2 -
 PNT3 - (EPOXY)
 RB - ROPPE COR
 SV1 - VINYL "PLANKING"
 WD - CLEAR PINE - SELECT TRIM AND SILLS
 WOM - U.S. RUBBER RECYCLING
 DECK - TREX (GRAY) OR =

Room Finish Schedule								
Number	Name	Level	Floor Finish	Wall Finish	Base Finish	Ceiling Finish	Unbounded Height	Remark
1	OFFICE	Level 1	SV1	GWB/PNT	RB	ACP	10' - 1"	
2	OFFICE	Level 1	SV1	GWB/PNT	RB	ACP	10' - 1"	
3	OFFICE	Level 1	SV1	GWB/PNT	RB	ACP	10' - 1"	
4	OFFICE	Level 1	SV1	GWB/PNT	RB	ACP	10' - 0"	
5	OFFICE	Level 1	SV1	GWB/PNT	RB	ACP	10' - 0"	
6	OFFICE	Level 1	SV1	GWB/PNT	RB	ACP	10' - 0"	
7	LOBBY	Level 1	SV1	GWB/PNT	RB	GWB/PNT-1	11' - 4"	WOM - ENTRY
8	RECEPTION	Level 1	SV1	GWB/PNT	RB	GWB/PNT-1	10' - 0"	
9	BREAK ROOM	Level 1	SV1	GWB/PNT	RB	ACP	10' - 1"	
10	COPY ROOM	Level 1	SV1	GWB/PNT	RB	ACP	10' - 0"	
11	STORAGE	Level 1	SV1	GWB/PNT	RB	GWB/PNT-1	10' - 1"	
12	FILE	Level 1	SV1	GWB/PNT	RB	GWB/PNT-1	10' - 1"	
13	I/T	Level 1	SV1	GWB/PNT	RB	GWB/PNT-1	10' - 1"	
14	1/2 BATH	Level 1	SV1	GWB/PNT	RB	GWB/PNT-1	10' - 1"	
15	JAN	Level 1	SV1	GWB/PNT	RB	GWB/PNT-1	10' - 0"	
16	STOR	Level 1	SV1	GWB/PNT	RB	GWB/PNT-1	10' - 1"	
17	MECH RM	Level 1	PNT-3	GWB/PNT	RB	GWB/PNT-1	10' - 0"	
18	ENTRY	Level 1	WOM	GWB/PNT	RB		10' - 1"	
19	CLOSET	Level 1	SV1	GWB/PNT	RB	GWB/PNT-1	8' - 0"	
20	STAIRS	Level 2	SV1	GWB/PNT	RB	GWB/PNT-1	10' - 0"	
21	CONFERENCE ROOM	Level 1	SV1	GWB/PNT	WD	ACP	11' - 4"	
22	GATHERING ROOM	Level 1	SV1	GWB/PNT	WD	ACP	11' - 4"	
23	STORAGE	Level 1	PNT-3	GWB/PNT	RB	GWB/PNT-1	11' - 4"	
24	WOMEN	Level 1	SV1	GWB/PNT	RB	GWB/PNT-1	10' - 1"	
24A	WMNS	Level 1	SV1	GWB/PNT	RB	GWB/PNT-1	10' - 1"	
25	MEN	Level 1	SV1	GWB/PNT	RB	GWB/PNT-1	10' - 1"	
25A	MNS	Level 1	SV1	GWB/PNT	RB	GWB/PNT-1	10' - 1"	
26	KITCHEN	Level 1	SV1	GWB/PNT	RB	GWB/PNT-1	10' - 1"	
27	PANTRY	Level 1	SV1	GWB/PNT	RB	GWB/PNT-1	10' - 1"	
28	STORAGE	Level 1	SV1	GWB/PNT	RB	GWB/PNT-1	10' - 1"	
29	OFFICE	Level 2	SV1	GWB/PNT	RB	ACT	9' - 1"	
30	OFFICE	Level 2	SV1	GWB/PNT	RB	ACT	9' - 1"	
31	OFFICE	Level 2	SV1	GWB/PNT	RB	ACT	9' - 1"	
32	OFFICE	Level 2	SV1	GWB/PNT	RB	ACT	9' - 1"	
33	M/F	Level 2	SV1	GWB/PNT	RB	GWB/PNT-1	9' - 1"	
34	STORAGE	Level 2	SV1	GWB/PNT	RB	GWB/PNT-1	9' - 1"	
35	EXCERCIZE	Level 2	SV1	GWB/PNT	RB	GWB/PNT-1	9' - 1"	
36	LOBBY	Level 2	SV1	GWB/PNT	RB	GWB/PNT-1	9' - 1"	
37	STORAGE	Level 2	SV1	GWB/PNT	RB	GWB/PNT-1	9' - 1"	
38	LIVING	Level 2	SV1	GWB/PNT	RB	GWB/PNT-1	9' - 1"	
39	DINING	Level 2	SV1	GWB/PNT	RB	GWB/PNT-1	9' - 1"	
40	KITCHEN	Level 2	SV1	GWB/PNT	RB	GWB/PNT-1	9' - 1"	
41	BATH H/C	Level 2	SV1	GWB/PNT	RB	GWB/PNT-1	9' - 1"	
42	BEDROOM	Level 2	SV1	GWB/PNT	RB	GWB/PNT-1	9' - 1"	
43	BEDROOM	Level 2	SV1	GWB/PNT	RB	GWB/PNT-1	9' - 1"	
44	BEDROOM	Level 2	SV1	GWB/PNT	RB	GWB/PNT-1	9' - 1"	
45	CORRIDOR	Level 2	SV1	GWB/PNT	RB	GWB/PNT-1	9' - 1"	
46	LIVING	Level 2	SV1	GWB/PNT	RB	GWB/PNT-1	9' - 1"	
47	DINING	Level 2	SV1	GWB/PNT	RB	GWB/PNT-1	9' - 1"	
48	KITCHEN	Level 2	SV1	GWB/PNT	RB	GWB/PNT-1	9' - 1"	
49	BATH	Level 2	SV1	GWB/PNT	RB	GWB/PNT-1	9' - 1"	
50	BEDROOM	Level 2	SV1	GWB/PNT	RB	GWB/PNT-1	9' - 1"	
51	BEDROOM	Level 2	SV1	GWB/PNT	RB	GWB/PNT-1	9' - 1"	
52	MAINT.	Level 2	SV1	GWB/PNT	RB	GWB/PNT-1	9' - 1"	
53	LIVING/DINING	Level 2	SV1	GWB/PNT	RB	GWB/PNT-1	9' - 1"	
54	KITCHEN	Level 2	SV1	GWB/PNT	RB	GWB/PNT-1	9' - 1"	
55	BATH	Level 2	SV1	GWB/PNT	RB	GWB/PNT-1	9' - 1"	
56	BEDROOM	Level 2	SV1	GWB/PNT	RB	GWB/PNT-1	9' - 1"	
57	BEDROOM	Level 2	SV1	GWB/PNT	RB	GWB/PNT-1	9' - 1"	
58	DECK	Level 2	DECK	GWB/PNT	RB	GWB/PNT-1	10' - 0"	

* SEE RCP SHEETS AND SECTIONS FOR CEILING HEIGHTS



REV NO: DATE
 ADD NO: 1
 (27 NOV 17)

SAJJ ARCHITECTURE, LLC
 6375 KULIS DRIVE, ANCHORAGE, ALASKA 99502
 #907-440-6606 #907-258-6606 (FAX)

OUZINKIE OFFICE
 OUZINKIE NATIVE CORP

DR: KBK
 CK: SAJ
 DT: 27 NOV 17
 JB: OUZINKIE
 DWG: ROOM
 FINISH
 SCHEDULES

A5.3