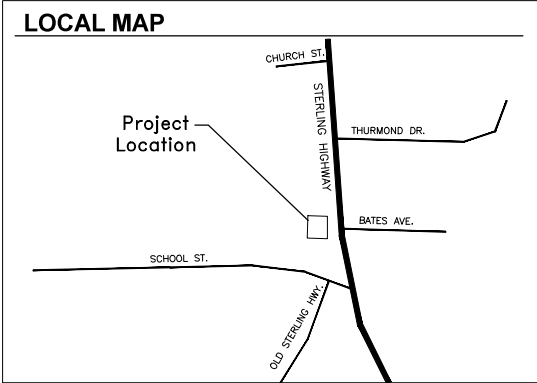
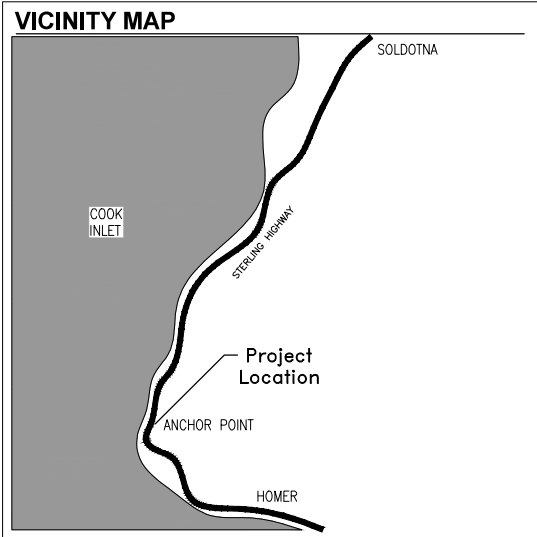
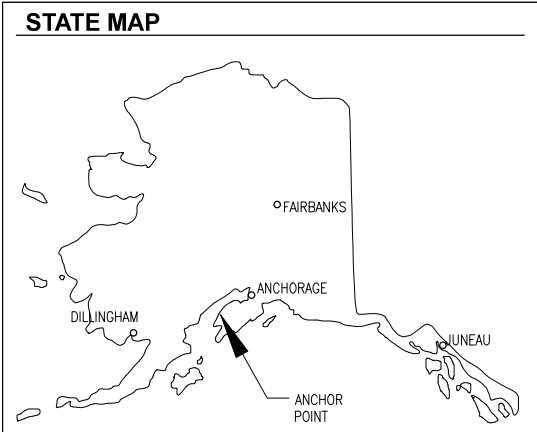


CHAPMAN ELEMENTARY SCHOOL  
WINDOW AND SIDING REPLACEMENT  
CONTRACT DOCUMENTS  
ANCHOR POINT, ALASKA

CONTRACT DOCUMENTS

MAY 6, 2015



ABBREVIATIONS LIST

ABV Above	EIFS Exterior Insulation Finish System	LBL Label	RL Rain Leader
AFF Above Finished Floor	EL Elevation	LAM Laminate	RM Radiant Manifold
AC Acoustical	ELEC Electrical	LAV Lavatory	
ACT Acoustical Tile	ELEV Elevator	LT Light	SAT Satellite
ADAAG Americans w/ Disabilities Act Accessible Guidelines	ENC Enclosure	LTL Lintel	SC Specimen Cabinet
	EQ Equal	LVR Louver	SCD Seat Cover Dispenser
ADD Addendum	EST Estimate		SCH Schedule
ADH Adhesive	EXG Existing	MB Machine Bolt	SD Soap Dispenser
ADJ Adjacent	EXH Exhaust	MFR Manufacturer	SNT Sealant
AGG Aggregate	EXP Exposed	MAS Masonry	SEC Section
A/C Air Conditioning	EXT Exterior	M.O. Masonry Opening	SHTH Sheathing
ALT Alternate	EXTING Extinguisher	MTL Material	SHT Sheet
AL Aluminum		MAX Maximum	SH Soap Holder
ANC Anchorage	FBRK Fire Brick	MECH Mechanical	SIM Similar
AB Anchor Bolt	FCO Floor Clean Out	MC Medicine Cabinet	SKL Skylight
ANOD Anodized	FD Floor Drain	MED Medium	SC Solid Core
ARCH Architectural	FE Fire Extinguisher	MBR Member	SPK Speaker
ASPH Asphalt	FEC Fire Extinguisher Cabinet	ML Measuring Line	SPL Special
ASS'Y Assembly	FF Factory Finish	MMB Membrane	SPEC Specification
A.W.W. All Weather Wood	FFL Finished Floor Line	MET Metal	SQ Square
	FFW Finish Face of Wall	MIN Minimum	SST Stainless Steel
	FG Finish Grade	MIR Mirror	STD Standard
	FIXT Fixture	MISC Miscellaneous	ST Steel
BCS Baby Changing Station	FLG Flashing	MOD Modular	STO Storage
BRG Bearing	FLR Floor	MNAP Manifold Access Panel	STR Structural
BM Bench Mark	FLUR Fluorescent	MR Moisture Resistant	SUSP Suspended
BLK Block	FN Finish	MULL Mullion	
BLKG Blocking	FND Foundation		TEL Telephone
BO Board	FOC Face Of Concrete	NAT Natural	TV Television
BOT Bottom	FOF Face Of Finish	ND Napkin Disposal	THK Thick
BRK Brick	FOM Face Of Masonry	NOM Nominal North	TPTN Toilet Partition
BRNZ Dark Bronze	FOS Face Of Structure	NIC Not In Contract	T.O. Top Of
BLDG Building	FP Fireproof	NFS Non-Frost Susceptible	TOL Tolerance
BUR Built-Up Roofing	FPL Fireplace	NTS Not To Scale	T&G Tongue & Groove
	FR Frame		TPD Toilet Paper Dispenser
CAB Cabinet	FRP Fiberglass Reinforcing Panel	OBS Obscure	TSL Top Of Slab
CFMU Conc. Form Masonry Unit	FS Floor Sink	OC On Center	TST Top Of Steel
CPT Carpet	FTG Footing	OPCI Owner Provided Contractor Installed	TW Top Of Wall
CSMT Casement		OD Outside Diameter	TYP Typical
CI Cast Iron	GA Gauge	OPP Opposite	UC Undercut
CK Caulk	GALV Galvanized	OD Outside Diameter	UNF Unfinished
CLG Ceiling	GB Grab Bar	OA Outside Air	UON Unless Otherwise Noted
CEM Cement	GD Grade	O.F.D. Overflow Drain	UPS Uninterrupted Power Supply
CI Center Line	GI Galvanized Iron	OH Over Head	
CER Ceramic	GL Glass		VB Vapor Barrier
CT Ceramic Tile	GLB Glu-Lam Beam	PNL Panel	VG Vertical Grain
CIR Circle	GP Galvanized Pipe	PB Panic Bar	PAR Parallel
CJ Control Joint	GT Grout	PK Parking	VIF Verify in Field
CLG Ceiling	GVL Gravel	PED Pedestal	VIN Vinyl
CLR Clear	GWB Gypsum Wall Board	PLAM Plastic Laminate	VINB Vinyl Base
CLS Closure		PL Plate	VCT Vinyl Composition Tile
COL Column	HB Hose Bibb	PLYWD Plywood	VF Vinyl Fabric
COMB Combination	HC Hollow Core	PT Point	VV Vinyl Tile
CONC Concrete	HDR Header	PTD. Painted, Paper Towel Dispenser	VTR Vent Thru Roof
COTF Clean Out Thru Floor	HDW Hardware	PSF Pounds Per Square Foot	
CMU Concrete Masonry Unit	HM Hollow Metal	PSI Pounds Per Square Inch	WSCT Wainscot
CFMU Concrete Form Masonry Unit	HOR Horizontal	PVMT Pavement	WH Wall Hung
	HPL High Pressure	PL Property Line	WC Water Closet
CONST Construction	HR Hour	PVB Poly Vapor Barrier	WP Waterproofing
CONT Continuous	HT Height		WR Water Resistant
CONTR Contract	HTG Heating	RAD Radius	WWF Welded Wire Fabric
CORR Corrugated	HVAC Heating/Ventil./Air Cond.	R&S Rod And Shelf	WIN Window
CTR Counter	HWD Hardwood	RFL Reflective	WD Wood
CFL Counterflushing	HWH Hot Water Heater	REC. Recommendation	WB Wood Base
CRS Course		REFR Refrigerator	
	IB Infiltration Barrier INCL Include	RES Resilient	
DEM Demolish	INS Insulate	RET Return	
DEP Depressed	INT Interior	RA Return Air	
DTL Detail		RVS Reverse Side	
DIAG Diagonal	JT Joint	REV Revised	
DIAM Diameter		ROW Right Of Way	
DIM Dimension	KIT Kitchen	RD Roof Drain	
DIV Division	KO Knockout	RO Rough Opening	
DR Door	KPL Kickplate Laminate	RB Rubber Base	
DH Double Hung			
DWG Drawing			
DF Drinking Fountain			
DW Dumb Waiter			

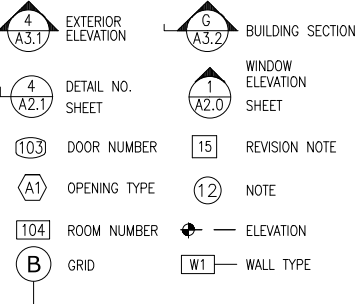
GENERAL NOTES

- DIMENSIONAL HIERARCHY
  - AS SPECIFICALLY NOTED
  - GRID LINES
  - FACE OR TOP OF CONCRETE
  - FACE OR TOP OF CMU
  - FACE OF FRAMING
  - FACE OF HOLLOW METAL FRAMES
- CONTRACTOR SHALL NOTIFY ARCHITECT OF ANY AMBIGUITIES OR CONTRADICTIONS IN THESE DOCUMENTS PRIOR TO PROCEEDING IN EACH AREA.
- ARCHITECTURAL DRAWINGS REFERENCE ALL WORK FROM FINISH FLOOR ELEVATION OF 100'-0". SEE CIVIL FOR SITE LAYOUT DATUM.
- SOME DETAILS ARE DIAGRAMMATIC IN NATURE. IT IS THE CONTRACTOR'S RESPONSIBILITY TO PROVIDE A COMPLETE AND FUNCTIONING BUILDING IN ACCORDANCE WITH INDUSTRY STANDARDS
  - 2009 INTERNATIONAL BUILDING CODE
  - 2011 NATIONAL ELECTRICAL CODE
  - 2009 UNIFORM PLUMBING CODE
  - 2009 INTERNATIONAL MECHANICAL CODE
  - 2009 INTERNATIONAL FIRE CODE
  - AMERICANS WITH DISABILITIES ACT
  - ACCESSIBILITY GUIDELINES FOR BUILDING FACILITIES
  - 2009 INTERNATIONAL FUEL GAS CODE
  - NFPA 10, 13 AND 72

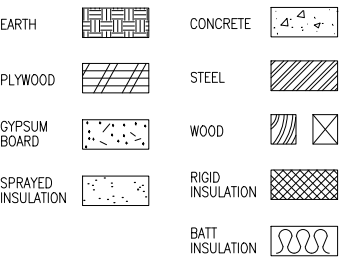
PROJECT TEAM

ARCHITECTURAL:  
K+A designstudios  
130 TRADING BAY DRIVE  
SUITE 330  
KENAI, ALASKA 99711  
Phone: 907-283-3698  
Fax: 907-283-9083  
E-mail: admin@klugestudio.com

SYMBOLS



MATERIALS



DRAWING INDEX


T1.1 COVER SHEET

ARCHITECTURAL

- D1.1 REFERENCE PLAN  
D1.2 REFERENCE PLAN  
D1.3 EXISTING FLOOR PLAN  
D2.1 OVERALL EXISTING EXTERIOR ELEVATIONS  
D2.2 EXISTING EXTERIOR ELEVATIONS  
D2.3 EXISTING EXTERIOR ELEVATIONS  
D2.4 EXISTING EXTERIOR ELEVATIONS  
D3.1 EXISTING/DEMO WALL SECTIONS  
D3.2 EXISTING/DEMO WALL SECTIONS

- A1.1 FLOOR PLAN  
A2.1 OVERALL EXTERIOR ELEVATIONS  
A2.2 EXTERIOR ELEVATIONS  
A2.3 EXTERIOR ELEVATIONS  
A2.4 EXTERIOR ELEVATIONS  
A3.1 WALL SECTIONS  
A3.2 WALL SECTIONS  
A6.1 DETAILS  
A6.2 OPENING DETAILS  
A6.3 OPENING DETAILS  
A6.4 OPENING DETAILS  
A6.5 OPENING DETAILS  
A6.6 DETAILS  
A6.7 DETAILS

Revisions:



Date: MAY 6, 2015

Drawn: MCM

Checked: CMP

Project: 1025

File Name: 1025.DWG

Sheet Title:

COVER SHEET

Sheet:

T1.1

1 of 25

CHAPMAN ELEMENTARY SCHOOL  
WINDOW & SIDING REPLACEMENT  
CONTRACT DOCUMENTS  
ANCHOR POINT, ALASKA



**P1** VIEW OF EAST ELEVATION NEXT TO MAIN ENTRY



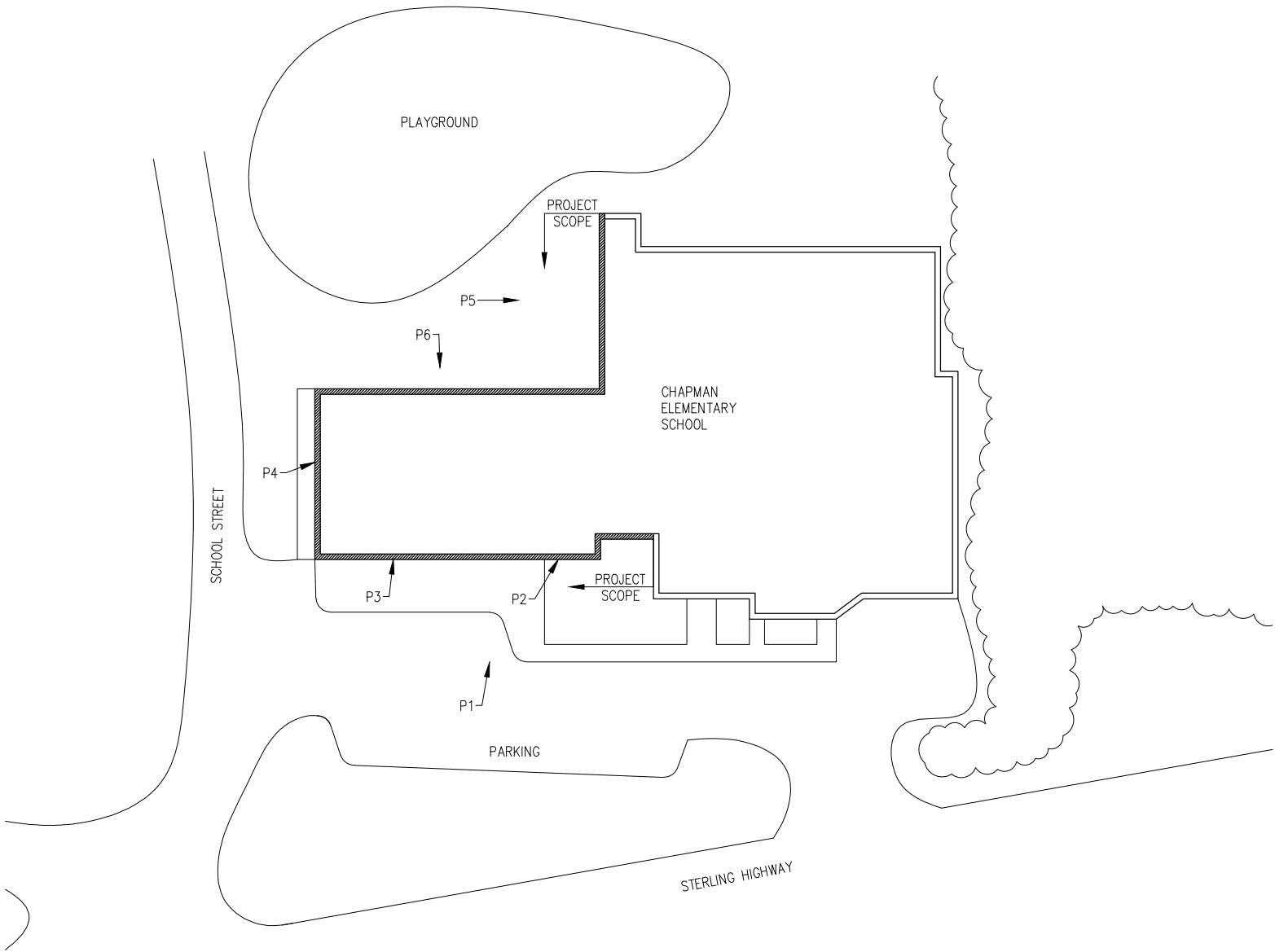
**P2** VIEW OF EAST ELEVATION ELECTRICAL RM DOOR AND UTILITIES



**P3** VIEW OF EAST ELEVATION FACING MAIN PARKING LOT



**P4** VIEW OF SOUTH ELEVATION AND STAIR ALCOVE



**1** REFERENCE PLAN



**P5** VIEW OF SOUTH ELEVATION AT LIBRARY



**P6** VIEW OF WEST ELEVATION WINDOW WALL

**CHAPMAN ELEMENTARY SCHOOL  
WINDOW & SIDING REPLACEMENT  
CONTRACT DOCUMENTS  
ANCHOR POINT, ALASKA**

Revisions:
Date: MAY 6, 2015
Drawn: MCM
Checked: CMP
Project: 1025
File Name: 1025.DWG
Sheet Title: REFERENCE PLAN
Sheet: <b>D1.1</b>
2 of 25





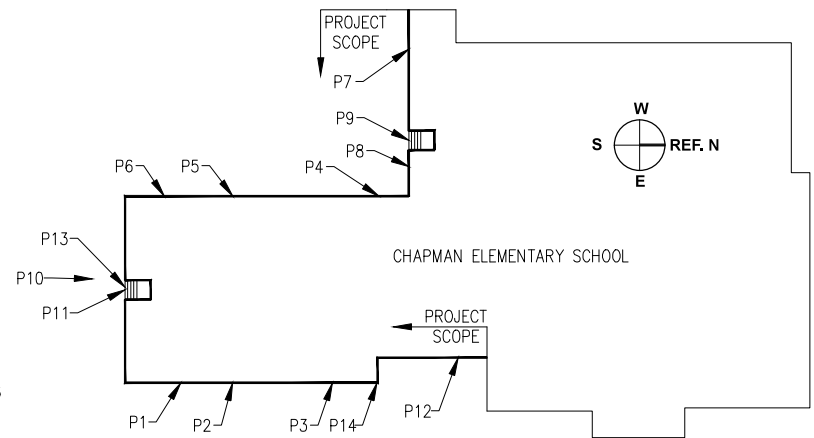
P1 EAST ELEVATION - ADDITION



P2 EAST ELEVATION - WINDOWWALL



P3 EAST ELEVATION



P4 WEST ELEVATION - TRANSITION



P5 WEST ELEVATION - ADDITION



P6 EAST ELEVATION - ENTRY

NOTES:

1. REMOVE WOOD FRAMED WINDOWS.
2. T1-11 SIDING TO BE REMOVED.
3. REMOVE 1/4" CAB PANEL.
4. METAL FASCIA PANEL TO REMAIN.
5. REMOVE WINDOW WALL GLAZING AND PANELING ABOVE.
6. REMOVE CAB AND 1/2" MED DENSITY PANELING BELOW.
7. REMOVE ALL MECHANICAL/ ELECTRICAL EQUIPMENT AND ASSOCIATED CONDUIT, STORE FOR REINSTALLATION AFTER NEW SIDING IS INSTALLED.
8. REMOVE HANDRAILS CLEAN, PAINT AND STORE FOR REINSTALLATION AFTER NEW SIDING IS INSTALLED.
9. REMOVE OVERFLOW SCUPPER AND STORE FOR REINSTALLATION AFTER NEW SIDING IS INSTALLED.
10. REMOVE PLYWOOD AND C.A.B. BASE
11. REMOVE ALUMINUM WINDOWS
12. REMOVE WOOD CORNER TRIM
13. 1X TRIM TO REMAIN
14. REMOVE T1-11 SIDING
15. REMOVE WOOD TRIM PANEL
16. CLEAN AND PAINT BOLLARDS
17. LOUVER TO REMAIN
18. SOFFIT PANEL TO REMAIN, PAINT PER SPEC.



P7 WEST ELEVATION - TRANSITION



P8 WEST ELEVATION - ADDITION



P9 EAST ELEVATION - ENTRY



P10 SOUTH ELEVATION - ADDITION



P11 SOUTH ELEVATION - ADDITION



P12 EAST ELEVATION - ENTRY



P13 SOUTH STAIRS



P14 EAST FLASHING

CHAPMAN ELEMENTARY SCHOOL  
WINDOW & SIDING REPLACEMENT  
CONTRACT DOCUMENTS  
ANCHOR POINT, ALASKA

Revisions:



Date: MAY 6, 2015  
Drawn: MCM  
Checked: CMP  
Project: 1025  
File Name: 1025.DWG  
Sheet Title:  
REFERENCE PLAN

Sheet:

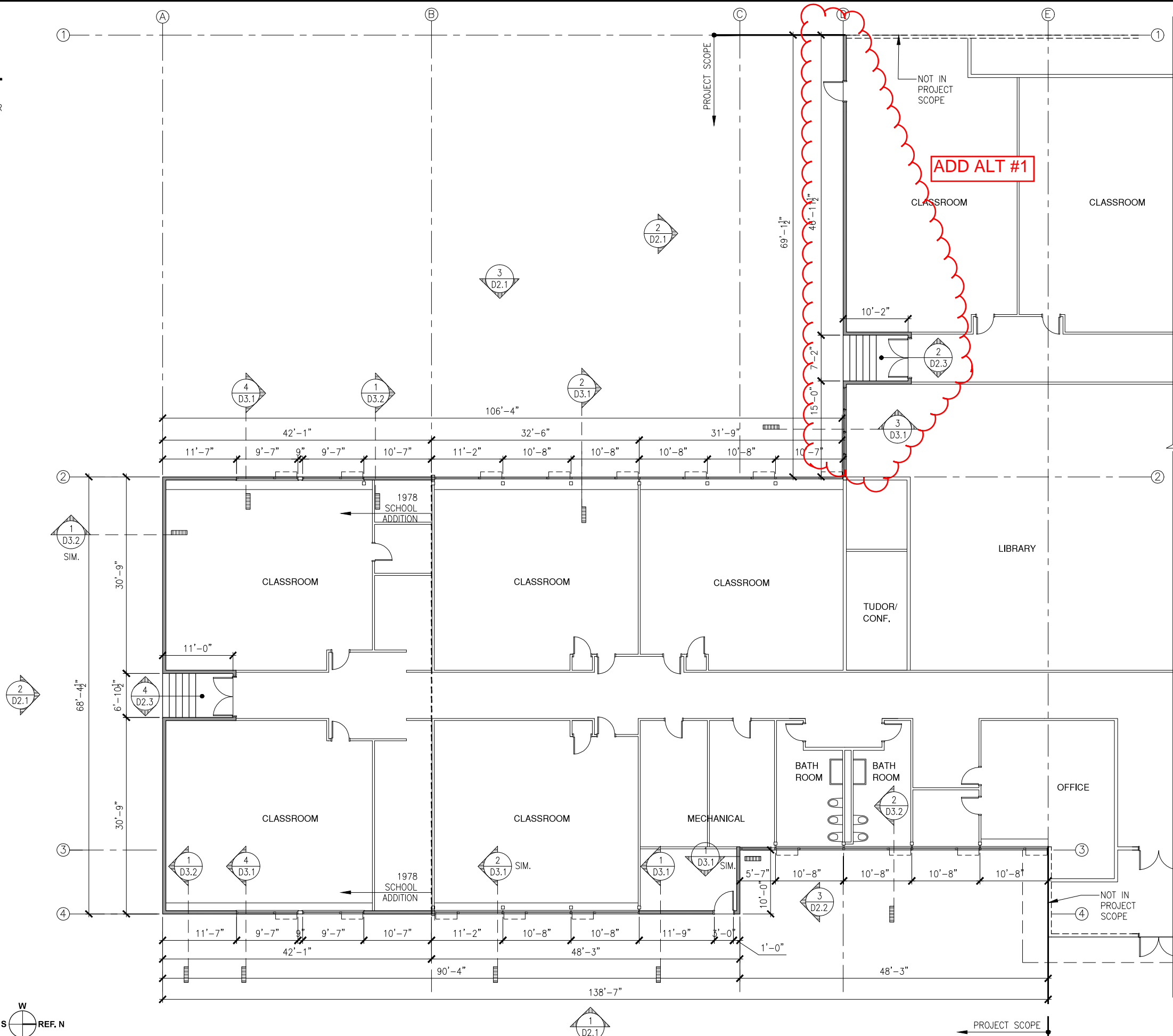
D1.2

3 of 25

K+A  
designstudios

130 TRADING BAY RD. SUITE 330 KENAI, ALASKA 99611  
P: 907.283.3696 F: 907.283.9083 E: ADMIN@KA-DESIGNSTUDIOS.COM

- GENERAL NOTES:**
- 1. ALL DIMENSIONS ARE TO WOOD FRAMING
  - 2. CONTRACTOR SHALL BE RESPONSIBLE FOR TEMPORARY SHORING AS REQUIRED UNTIL NEW CONSTRUCTION IS IN PLACE.



**1 DEMO FLOOR PLAN**

GRAPHIC SCALE: 1" = 6' 3" = 12'

W  
S REF. N  
E

**CHAPMAN ELEMENTARY SCHOOL  
WINDOW & SIDING REPLACEMENT  
CONTRACT DOCUMENTS  
ANCHOR POINT, ALASKA**

**Revisions:**

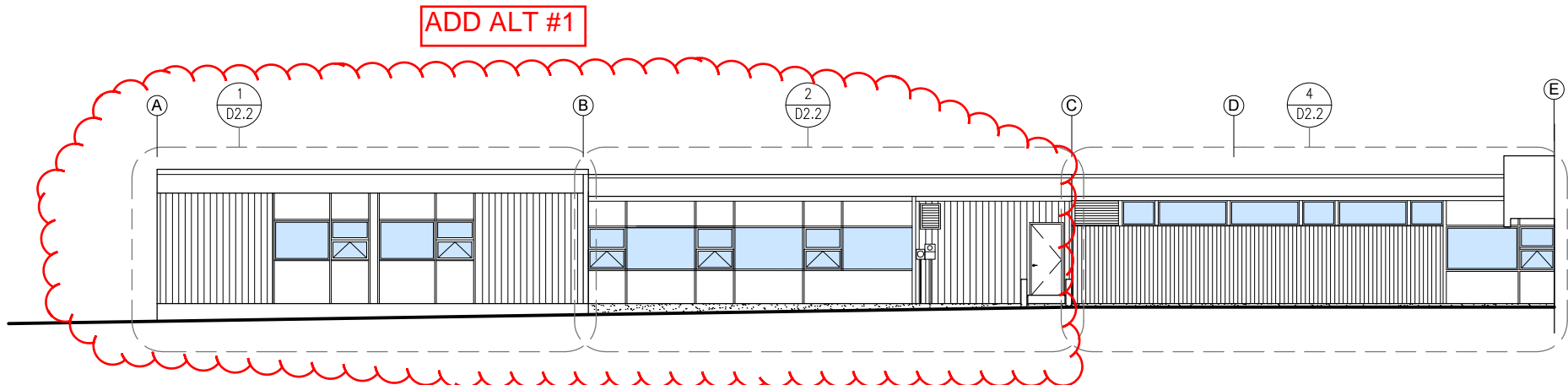
Date: MAY 6, 2015  
Drawn: MCM  
Checked: CMP  
Project: 1025  
File Name: 1025.DWG  
Sheet Title: FLOOR PLAN - DEMO

**Sheet:**  
**D1.3**  
4 of 25

**K+A**  
designstudios

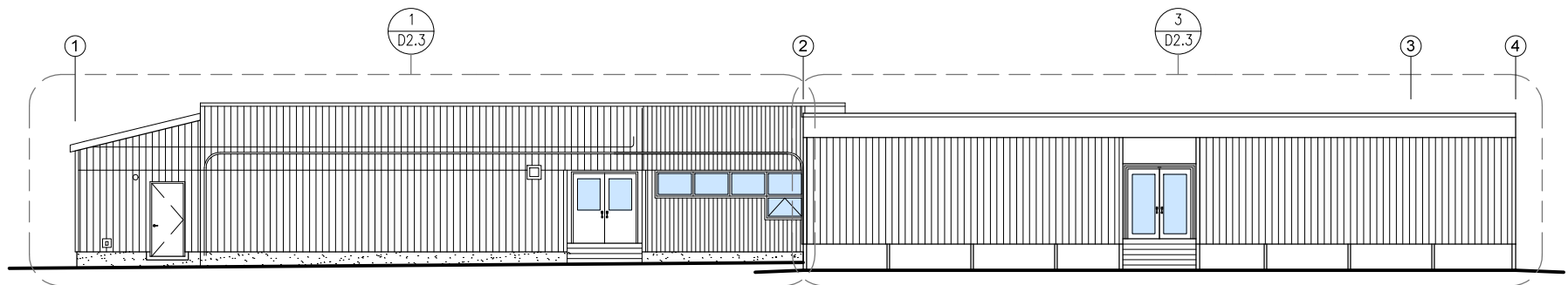
130 TRADING BAY RD. SUITE 330 ANCHORAGE, ALASKA 99511  
P: 907.283.3696 F: 907.283.9083 E: ADMIN@K+A-DESIGNSTUDIOS.COM





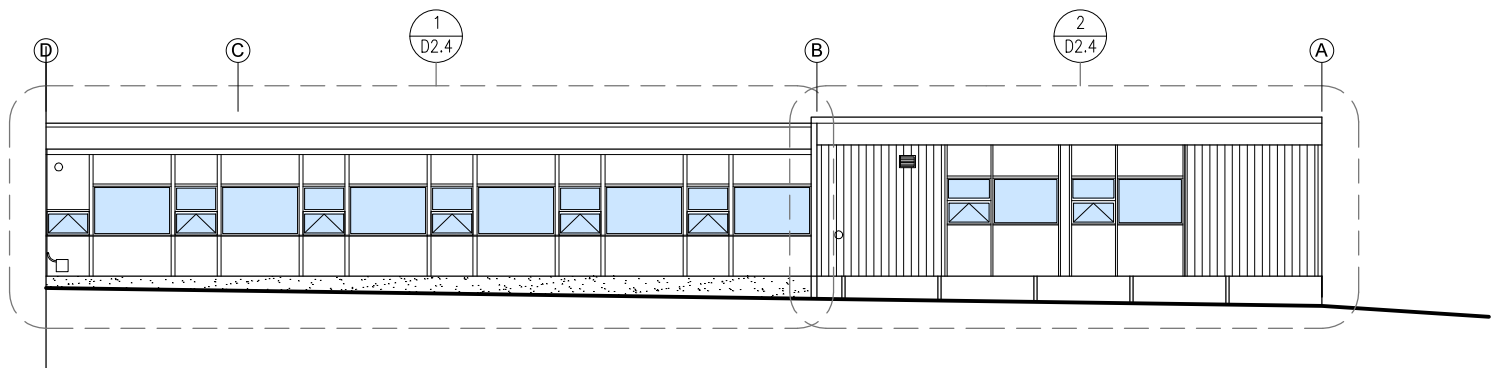
1 EXISTING EAST ELEVATION

GRAPHIC SCALE: 1" = 6' 3" = 12'



2 EXISTING SOUTH ELEVATION

GRAPHIC SCALE: 1" = 6' 3" = 12'




3 EXISTING WEST ELEVATION

GRAPHIC SCALE: 1" = 6' 3" = 12'

CHAPMAN ELEMENTARY SCHOOL  
WINDOW & SIDING REPLACEMENT  
CONTRACT DOCUMENTS  
ANCHOR POINT, ALASKA

Revisions:



Date: MAY 6, 2015  
Drawn: MCM  
Checked: CMP  
Project: 1025  
File Name: 1025.DWG

Sheet Title:  
EXISTING EXTERIOR  
ELEVATIONS

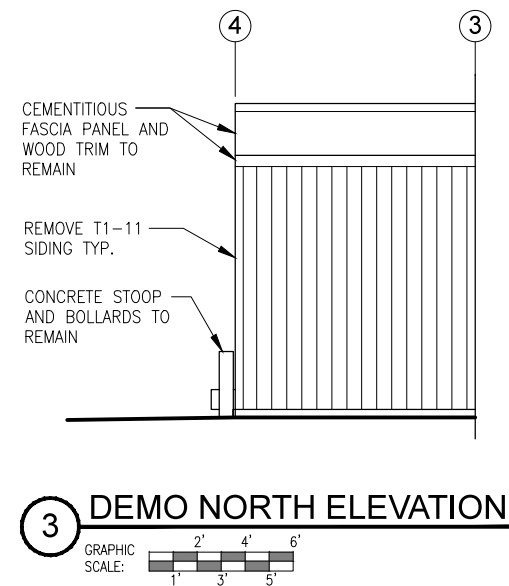
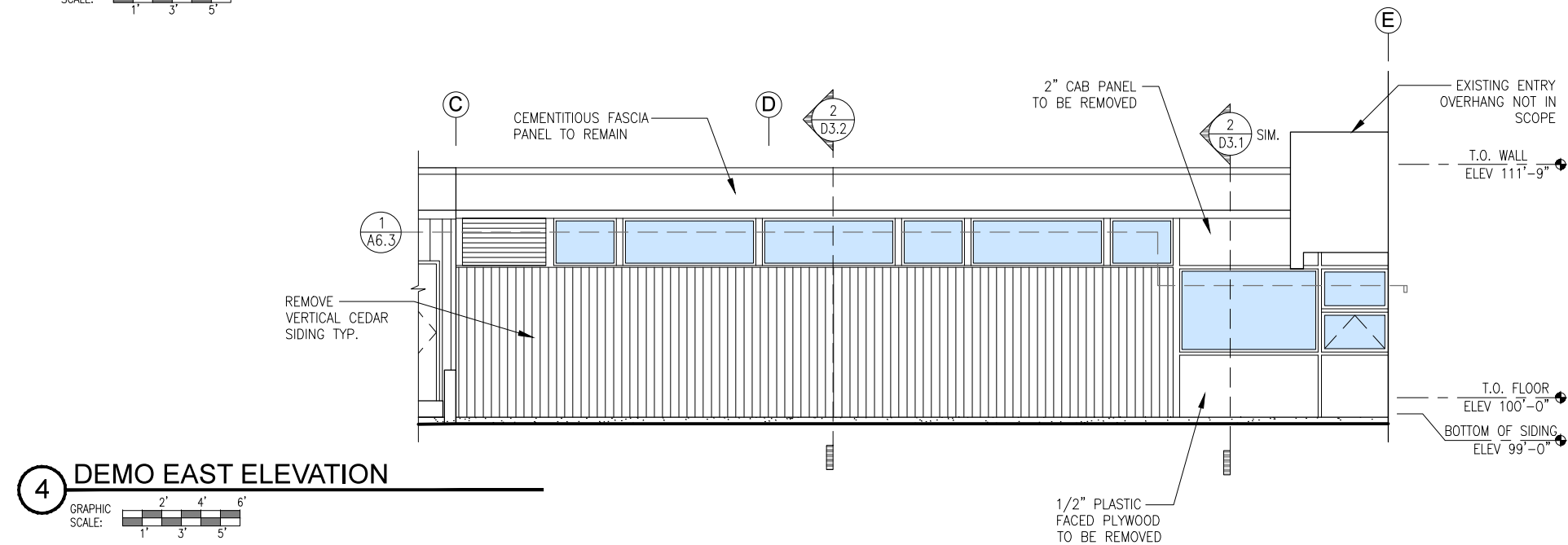
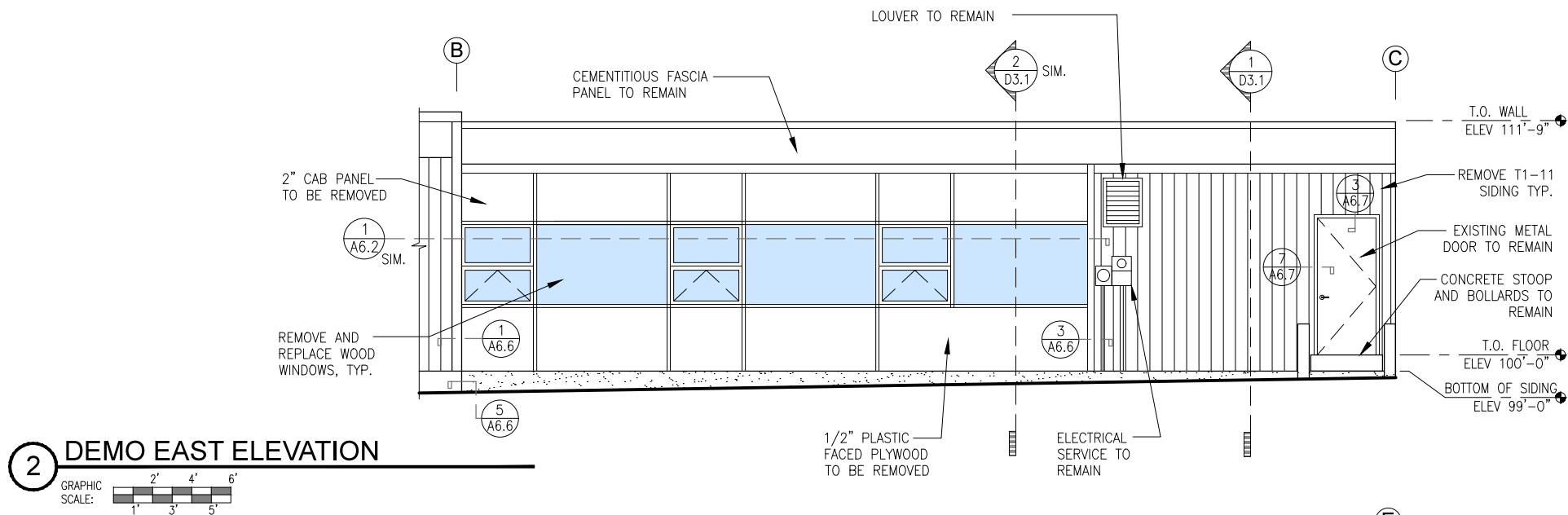
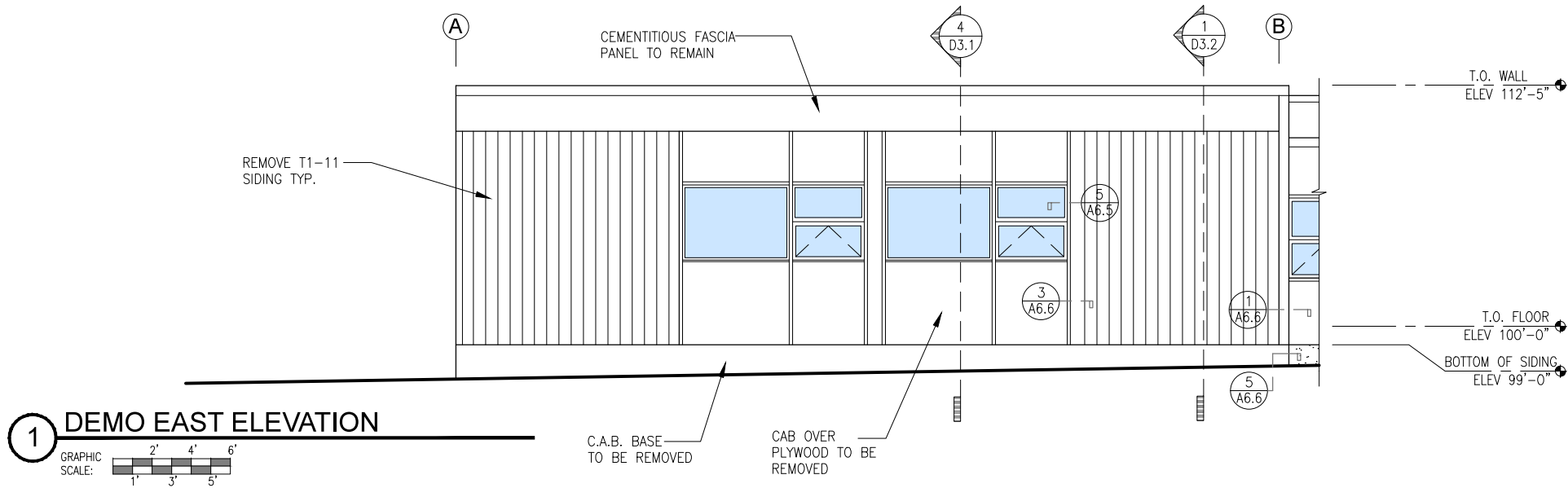
Sheet:

D2.1

5 of 25

**K+A**  
designstudios


130 TRADING BAY RD. SUITE 330 KENAI, ALASKA 99611  
P: 907.283.3698 F: 907.283.9083 E: ADMIN@KA-DESIGNSTUDIOS.COM

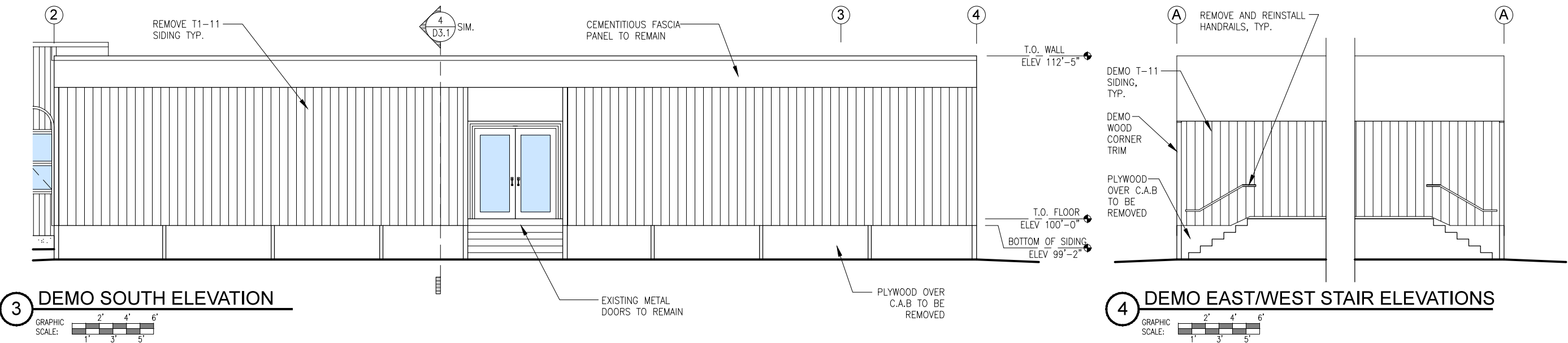
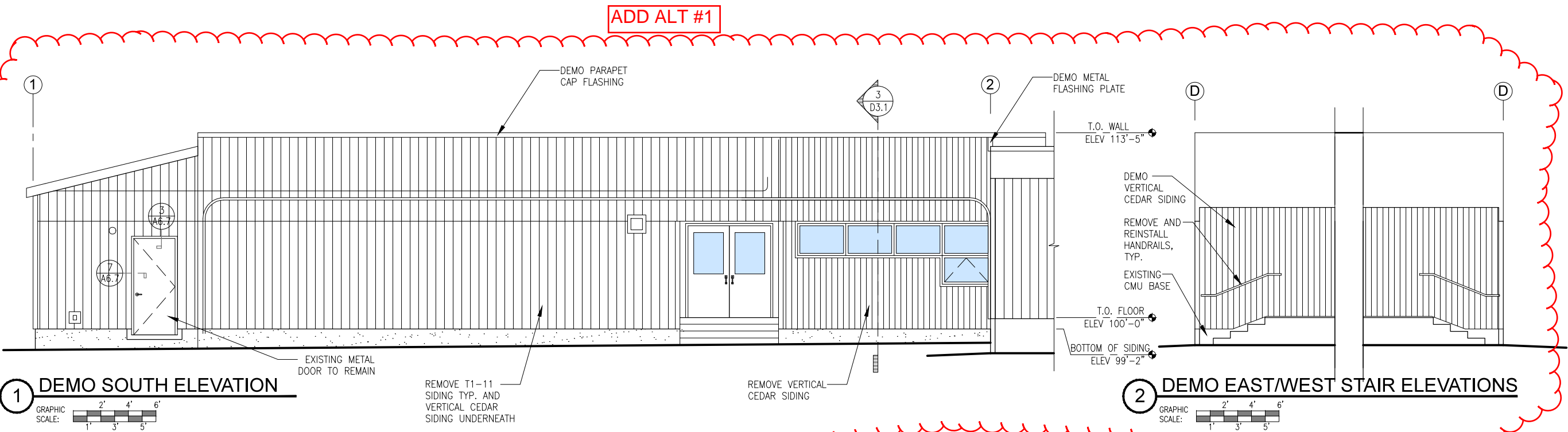


# CHAPMAN ELEMENTARY SCHOOL WINDOW & SIDING REPLACEMENT CONTRACT DOCUMENTS ANCHOR POINT, ALASKA


Revisions:
Date: MAY 6, 2015
Drawn: MCM
Checked: CMP
Project: 1025
File Name: 1025.DWG
Sheet Title: EXISTING EXTERIOR ELEVATIONS
Sheet: <b>D2.2</b>
6 of 25

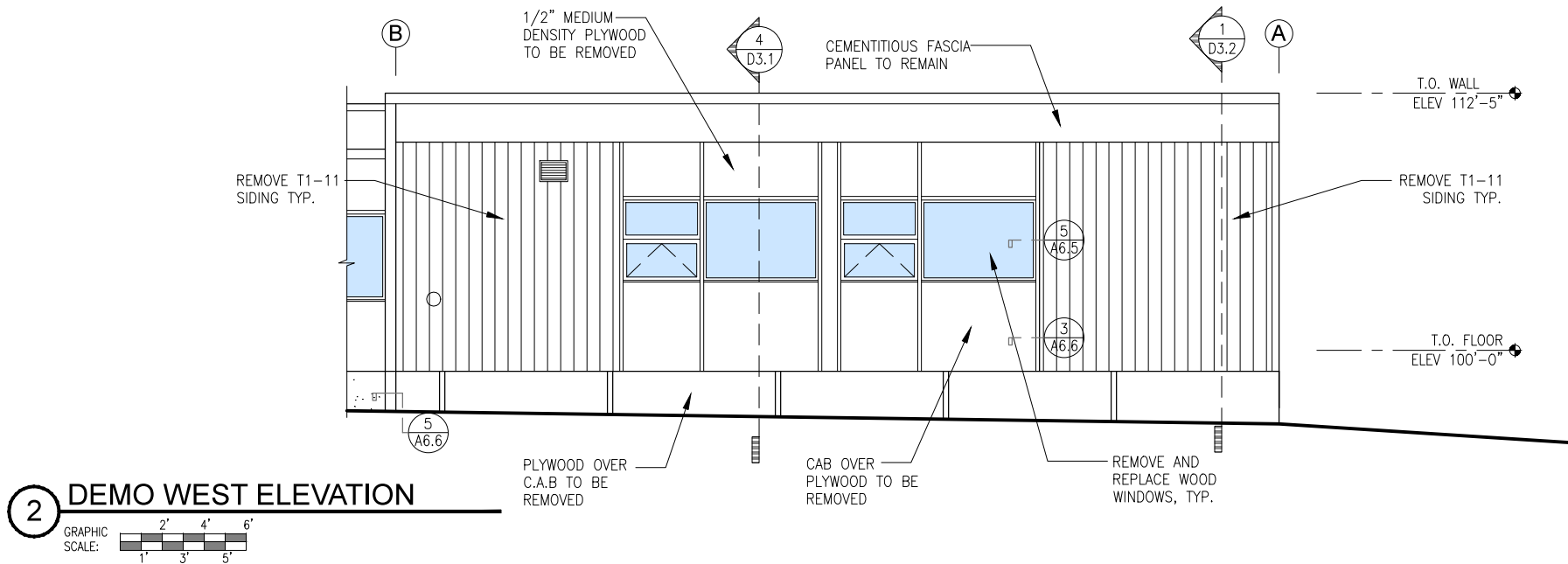
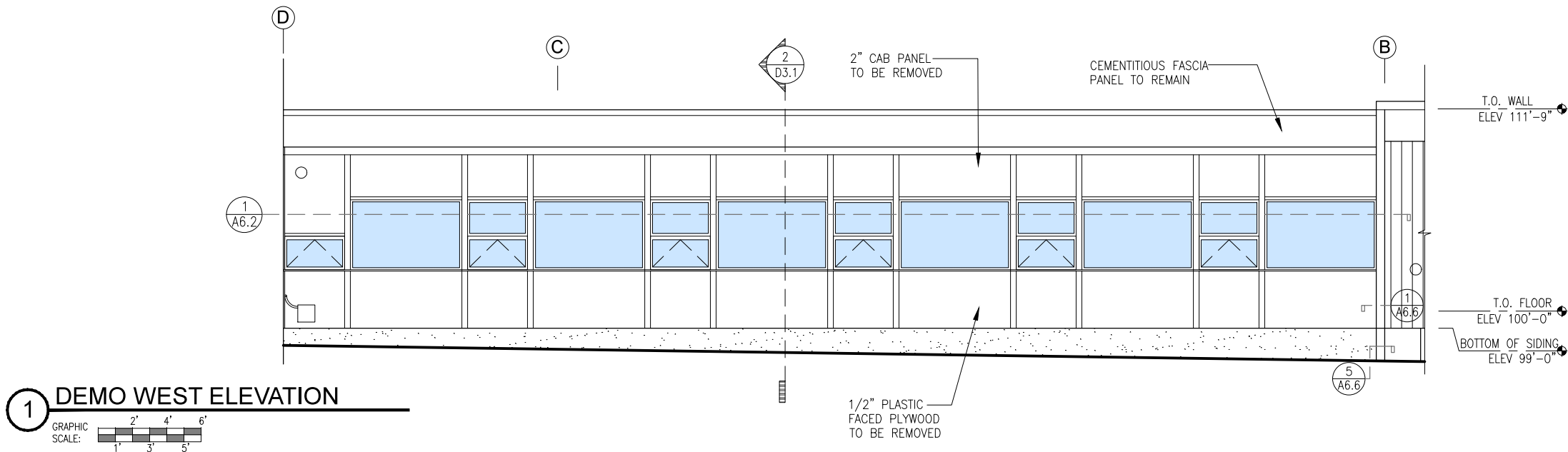
**CHAPMAN ELEMENTARY SCHOOL  
WINDOW & SIDING REPLACEMENT**  
CONTRACT DOCUMENTS  
ANCHOR POINT, ALASKA

Revisions:	
	
Date:	MAY 6, 2015
Drawn:	MCM
Checked:	CMP
Project:	1025
File Name:	1025.DWG
Sheet Title:	
EXISTING EXTERIOR ELEVATIONS	
Sheet:	
D2.3	
7 of 25	

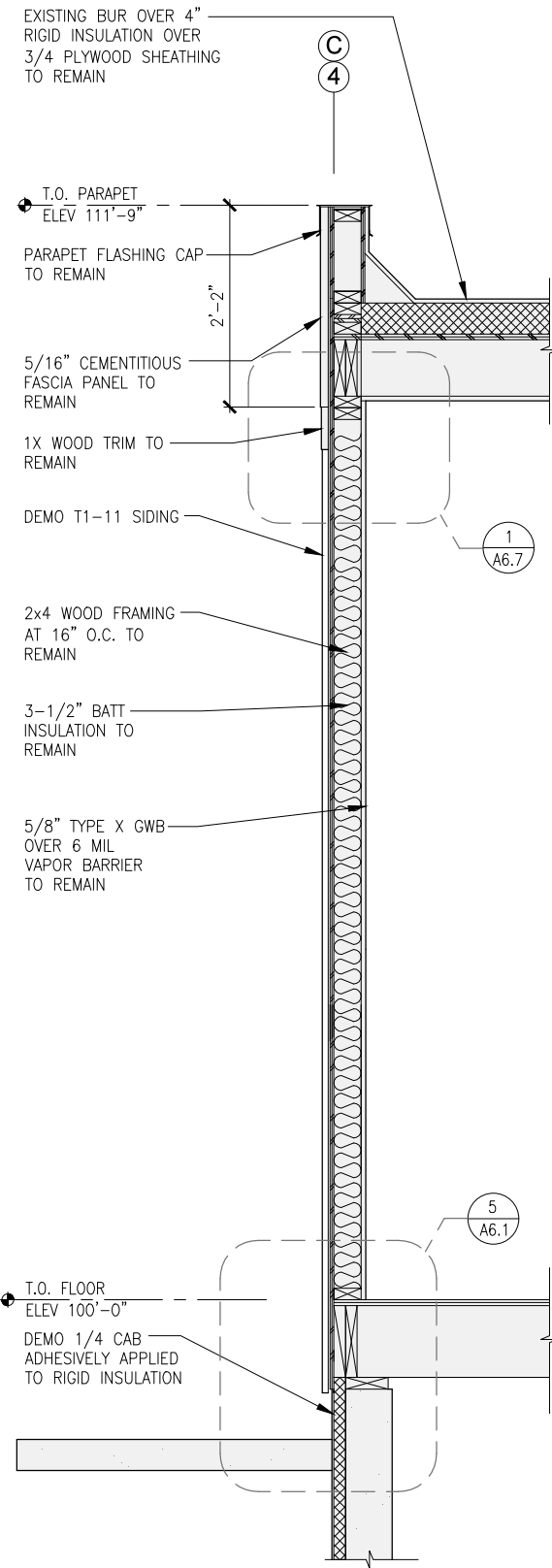


**CHAPMAN ELEMENTARY SCHOOL  
WINDOW & SIDING REPLACEMENT  
CONTRACT DOCUMENTS  
ANCHOR POINT, ALASKA**

Revisions:	
	
Date:	MAY 6, 2015
Drawn:	MCM
Checked:	CMP
Project:	1025
File Name:	1025.DWG
Sheet Title:	
EXISTING EXTERIOR ELEVATIONS	
Sheet:	
D2.4	
8 of 25	

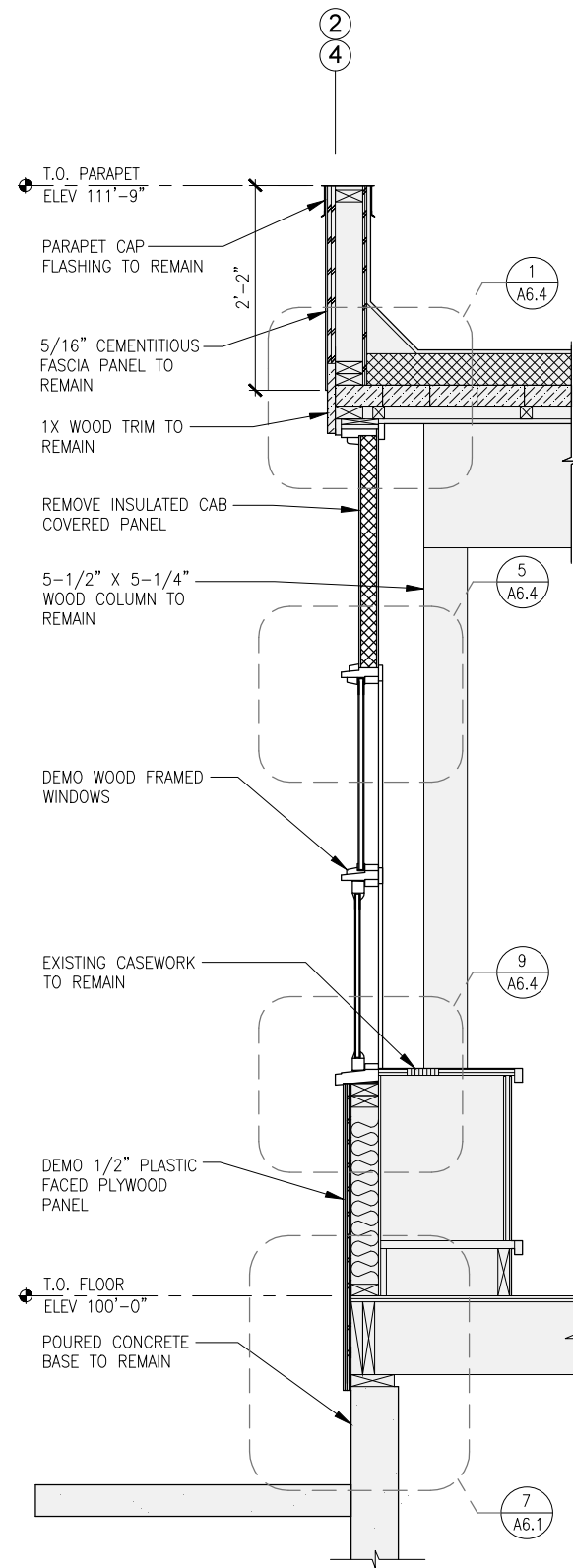






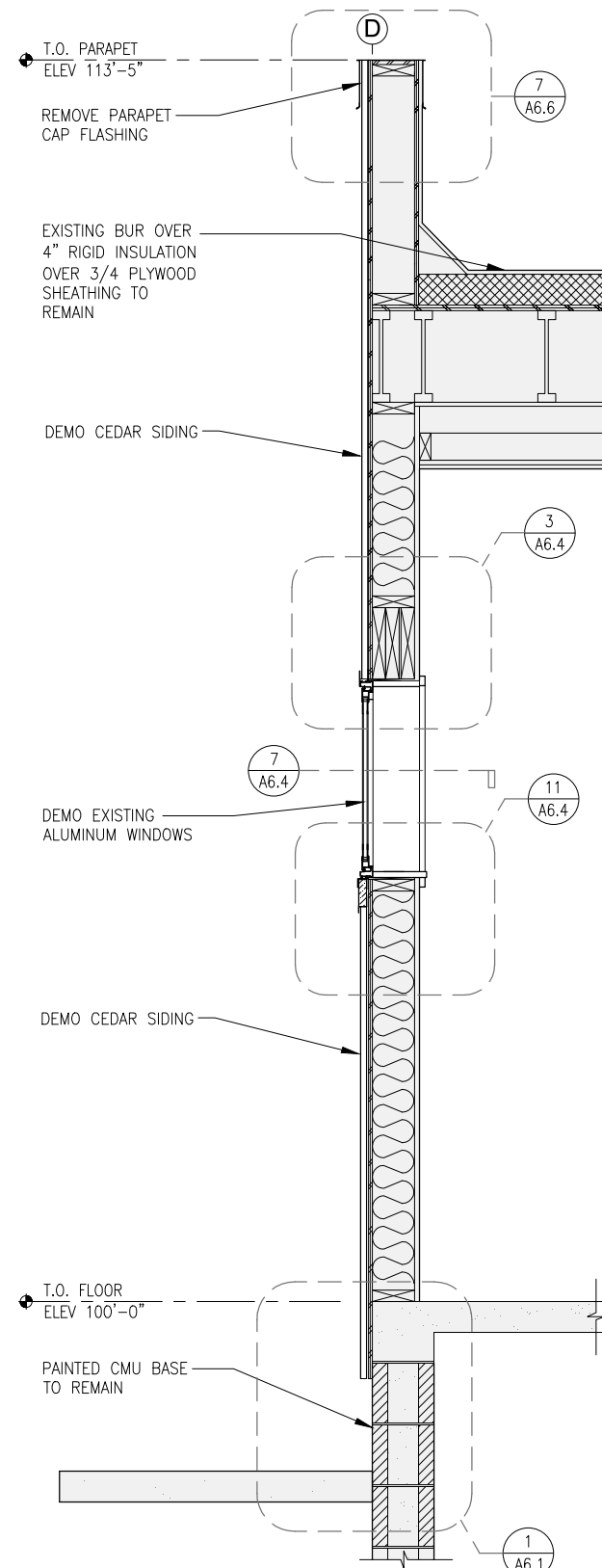
**1** EXISTING WALL SECTION

GRAPHIC SCALE: 1" = 3', 6" = 1', 1'-6" = 3'



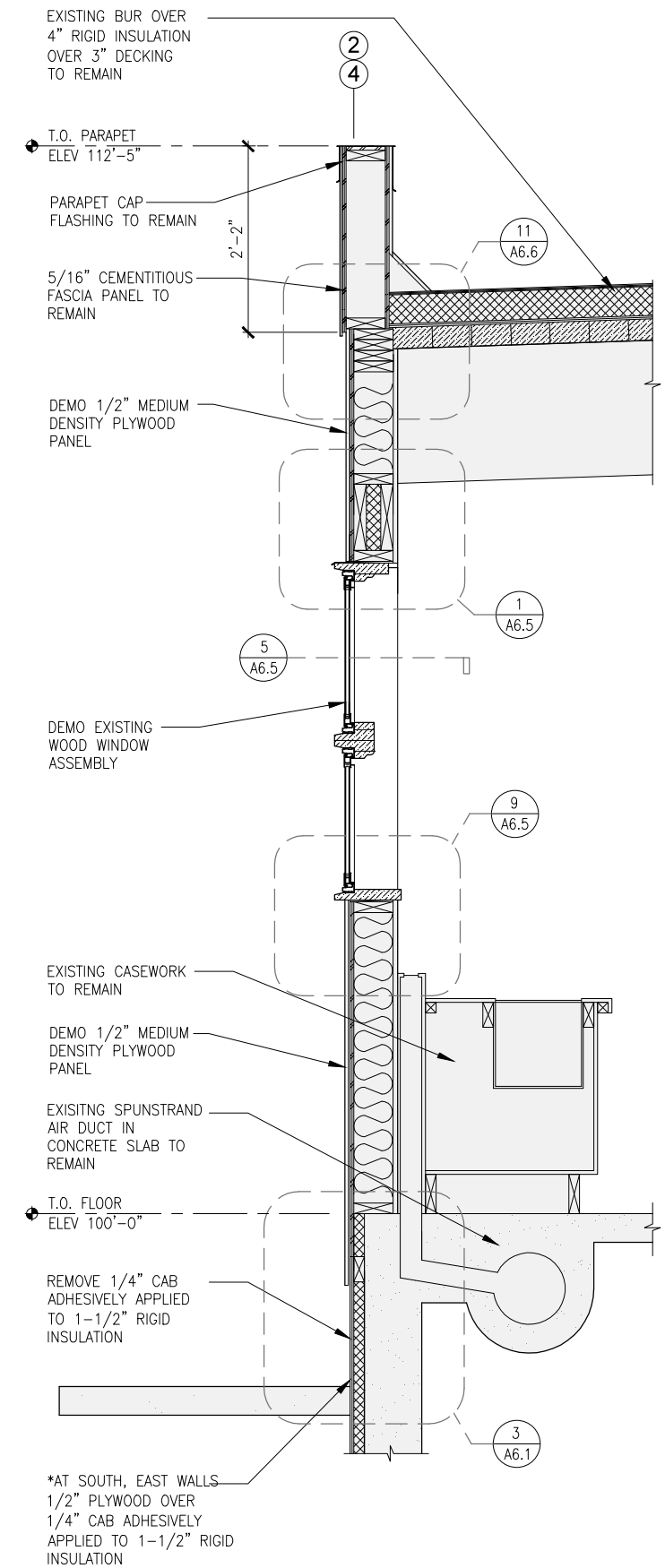
**2** EXISTING WALL SECTION

GRAPHIC SCALE: 1" = 3', 6" = 1', 1'-6" = 3'



**3** EXISTING WALL SECTION

GRAPHIC SCALE: 1" = 3', 6" = 1', 1'-6" = 3'




**4** EXISTING WALL SECTION

GRAPHIC SCALE: 1" = 3', 6" = 1', 1'-6" = 3'

# CHAPMAN ELEMENTARY SCHOOL WINDOW & SIDING REPLACEMENT

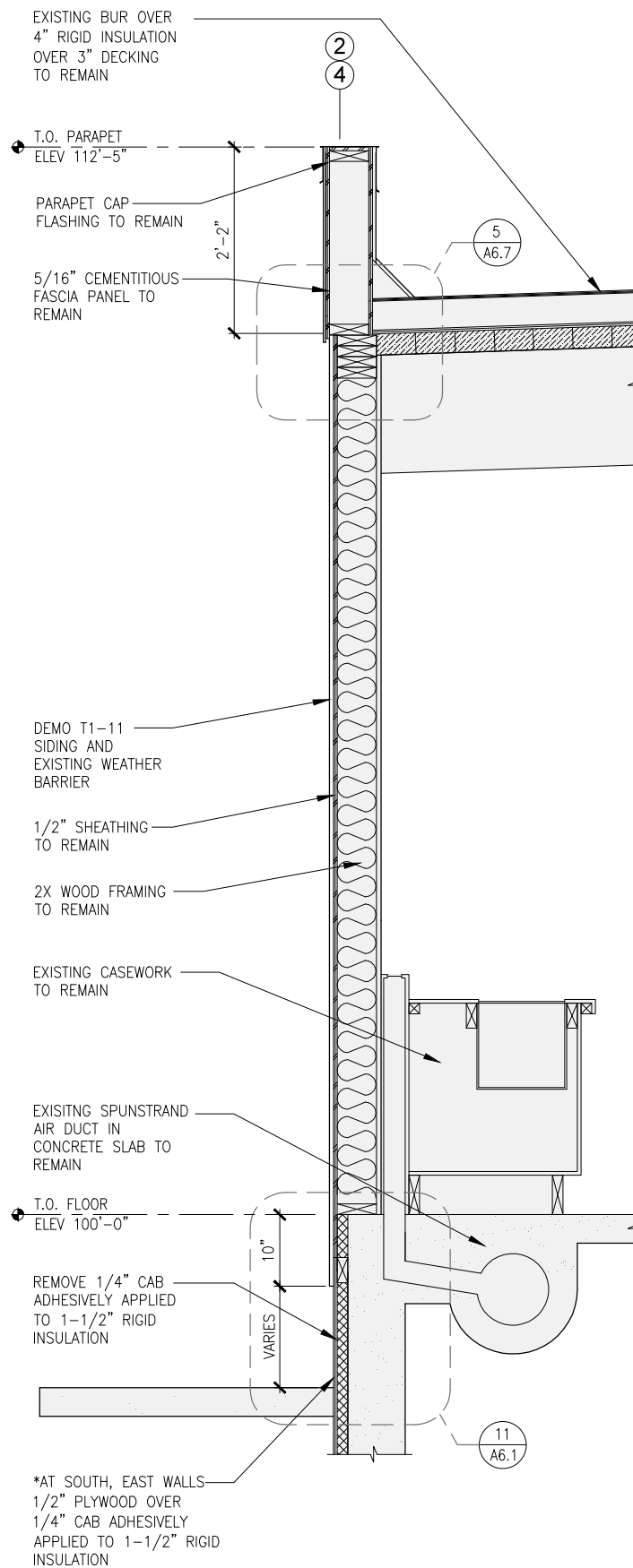
## CONTRACT DOCUMENTS ANCHOR POINT, ALASKA

### Revisions:



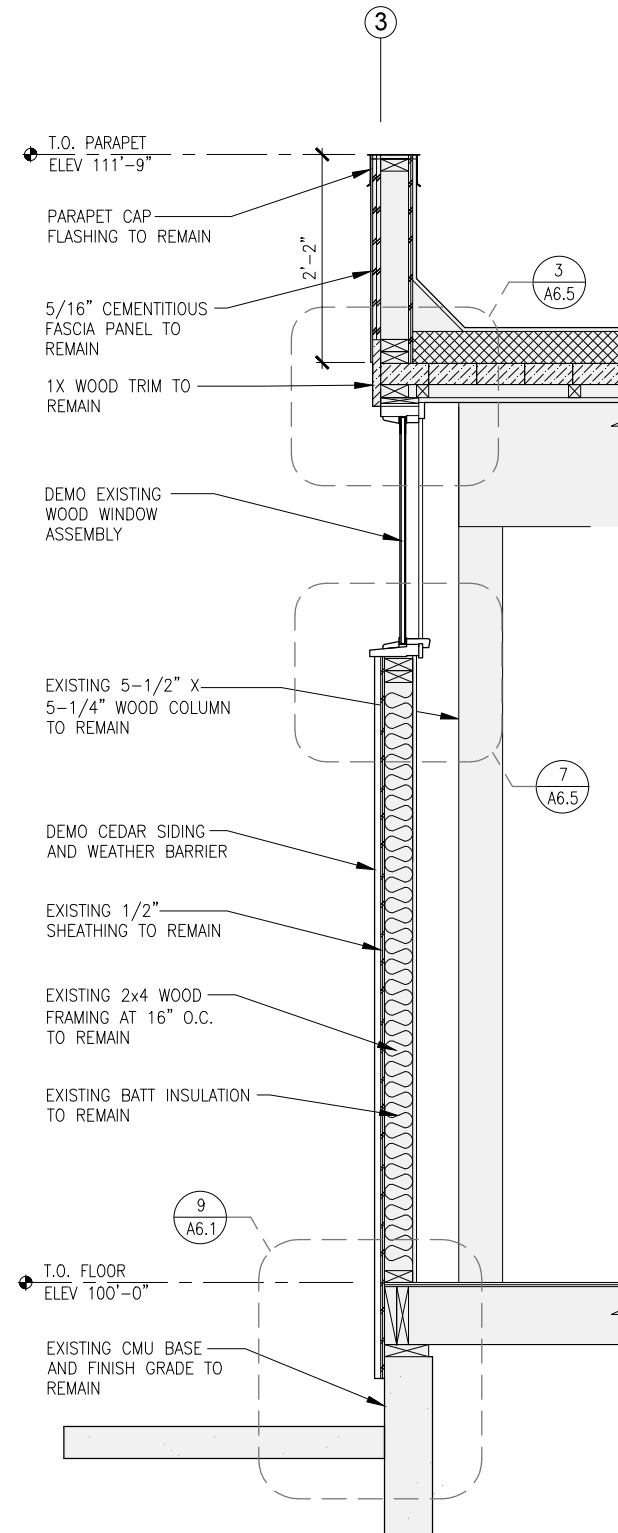
Date: MAY 6, 2015  
 Drawn: MCM  
 Checked: CMP  
 Project: 1025  
 File Name: 1025.DWG  
 Sheet Title:  
 EXISTING WALL SECTIONS

Sheet:  
**D3.1**



1 EXISTING WALL SECTION

GRAPHIC  
SCALE: 1" = 3' 6" 1'-6"




2 EXISTING WALL SECTION

GRAPHIC  
SCALE: 1" = 3' 6" 1'-6"

CHAPMAN ELEMENTARY SCHOOL  
WINDOW & SIDING REPLACEMENT  
CONTRACT DOCUMENTS  
ANCHOR POINT, ALASKA

Revisions:



Date: MAY 6, 2015

Drawn: MCM

Checked: CMP

Project: 1025

File Name: 1025.DWG

Sheet Title:

EXISTING WALL SECTIONS

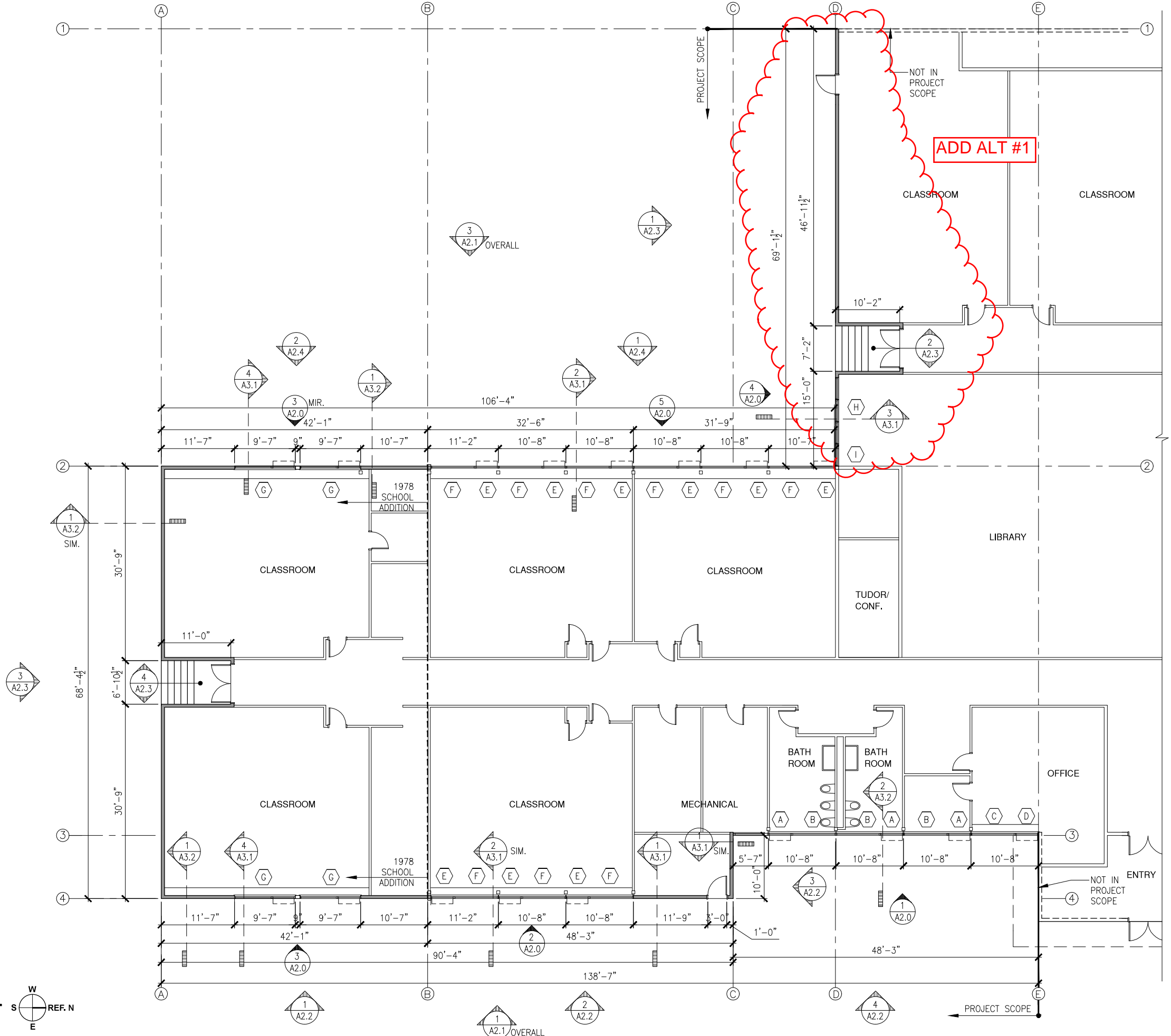
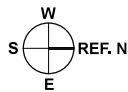
Sheet:

D3.2

10 of 25


1 NEW FLOOR PLAN

GRAPHIC SCALE: 1" = 6'



CHAPMAN ELEMENTARY SCHOOL  
WINDOW & SIDING REPLACEMENT  
CONTRACT DOCUMENTS  
ANCHOR POINT, ALASKA

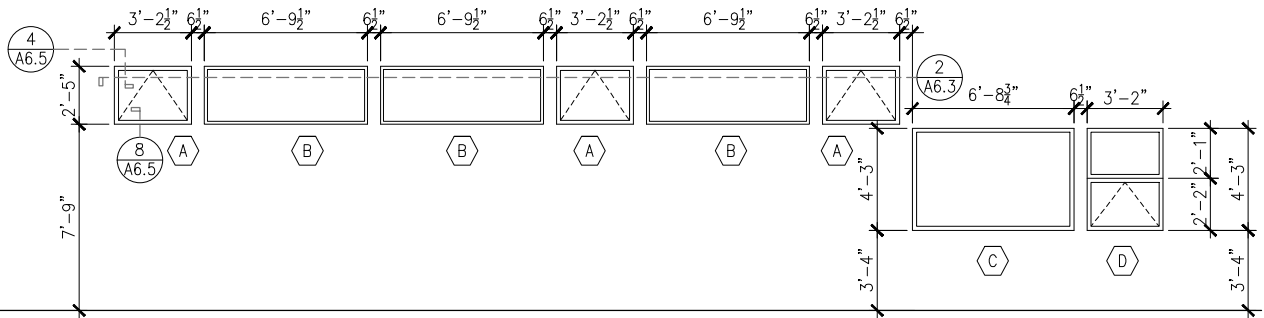
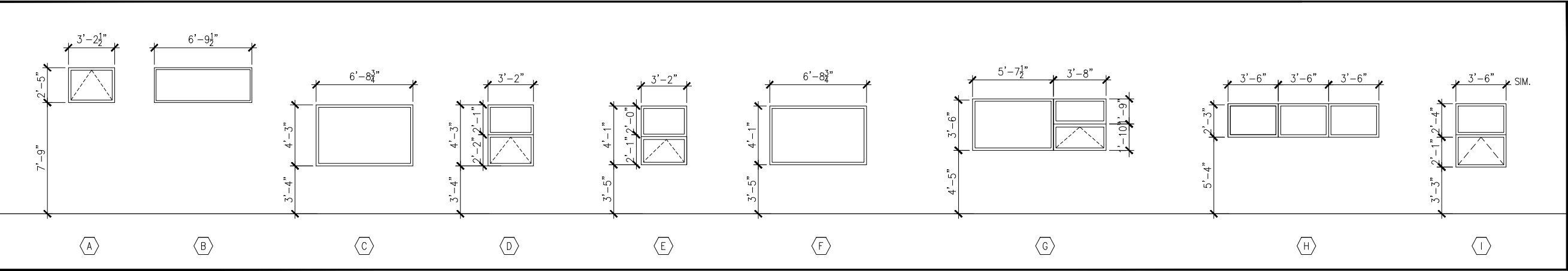
Revisions:



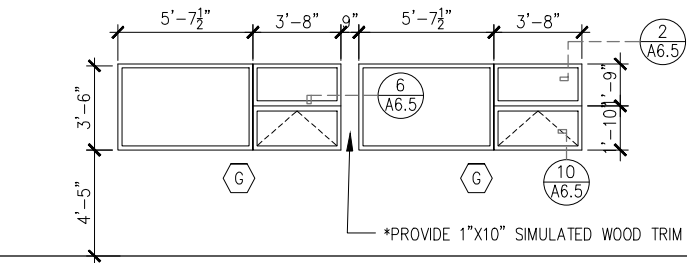
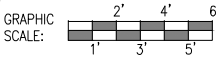
Date: MAY 6, 2015  
Drawn: MCM  
Checked: CMP  
Project: 1025  
File Name: 1025.DWG  
Sheet Title:  
NEW FLOOR PLAN

Sheet:  
A1.1

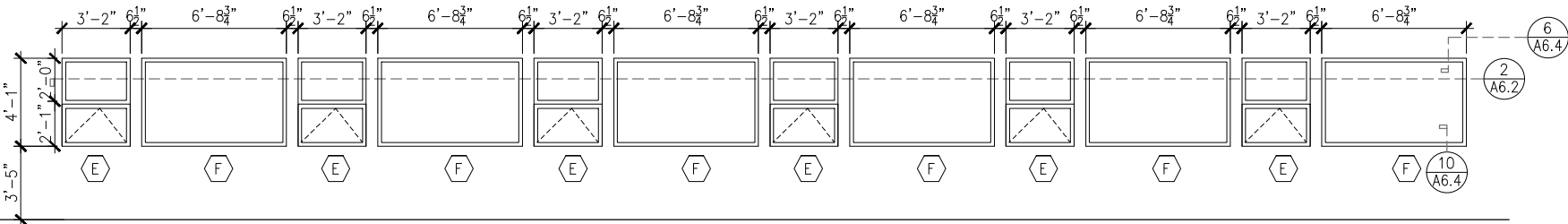
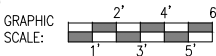
ALUMINUM WINDOW TYPES



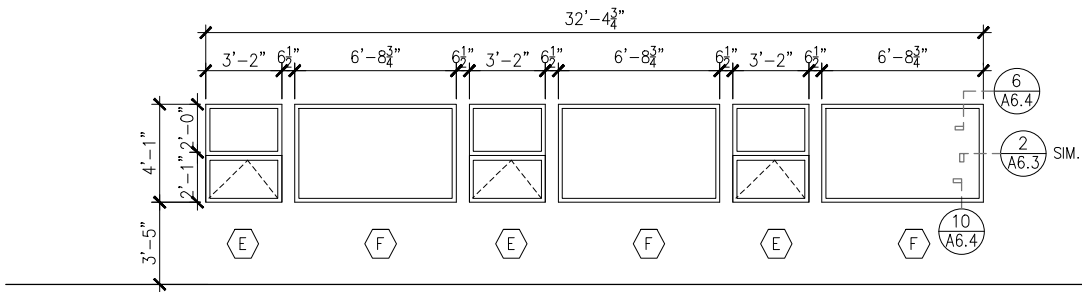
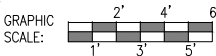
1 ALUMINUM WINDOWS AT GRIDLINE 3



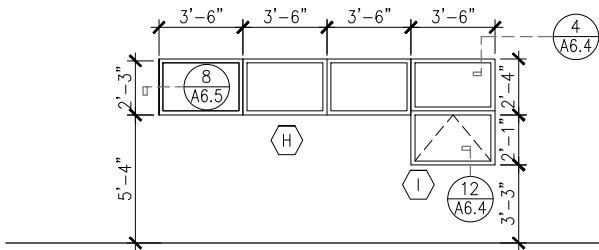
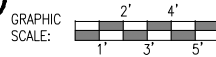
3 ALUMINUM WINDOWS AT GRIDLINE 4 AND 2 BETWEEN A AND B



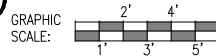
5 ALUMINUM WINDOWS AT GRIDLINE 2 BETWEEN B AND D



2 ALUMINUM WINDOWS AT GRIDLINE 4 BETWEEN B AND C



4 ALUMINUM WINDOWS AT GRIDLINE D

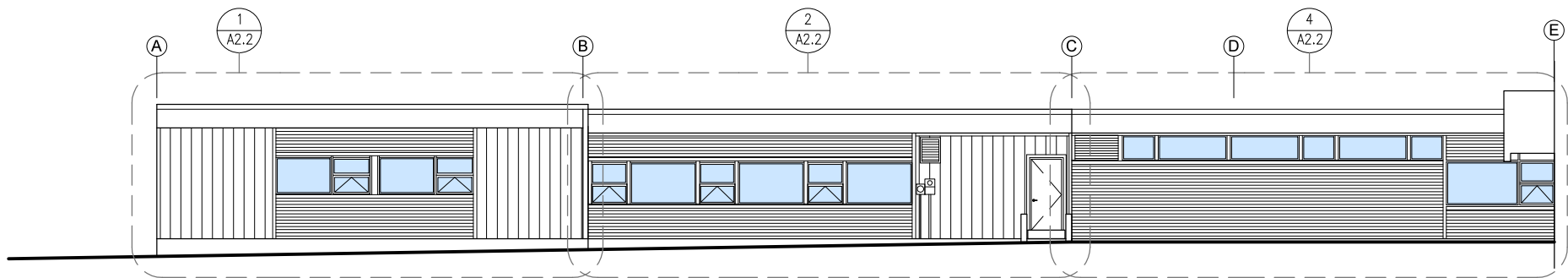


CHAPMAN ELEMENTARY SCHOOL  
WINDOW & SIDING REPLACEMENT  
CONTRACT DOCUMENTS  
ANCHOR POINT, ALASKA

Revisions:

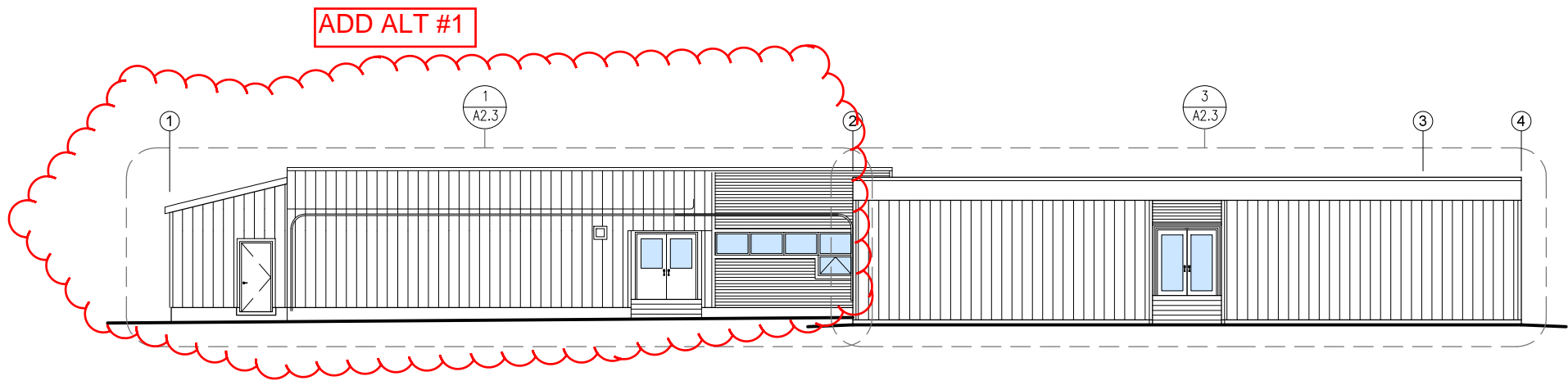
Date: MAY 6, 2015  
Drawn: MCM  
Checked: CMP  
Project: 1025  
File Name: 1025.DWG  
Sheet Title: OPENING SCHEDULES





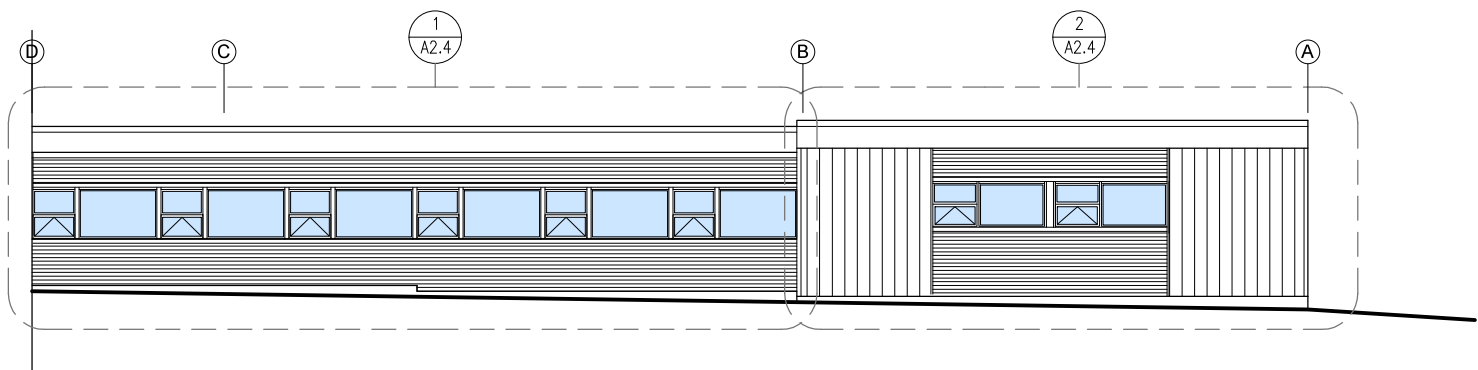
1 NEW EAST ELEVATION

GRAPHIC SCALE: 1" = 6' 3" = 12'



2 NEW SOUTH ELEVATION


GRAPHIC SCALE: 1" = 6' 3" = 12'




3 NEW WEST ELEVATION

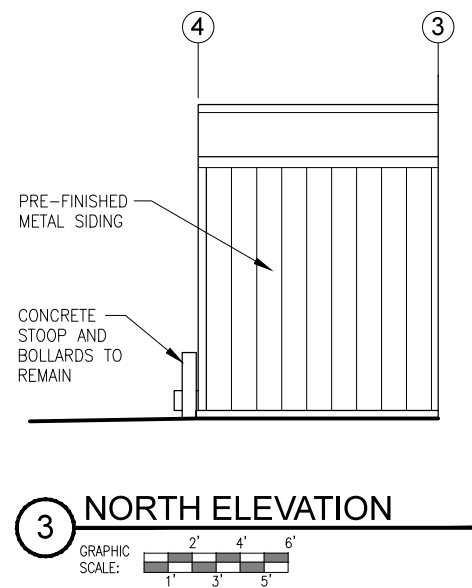
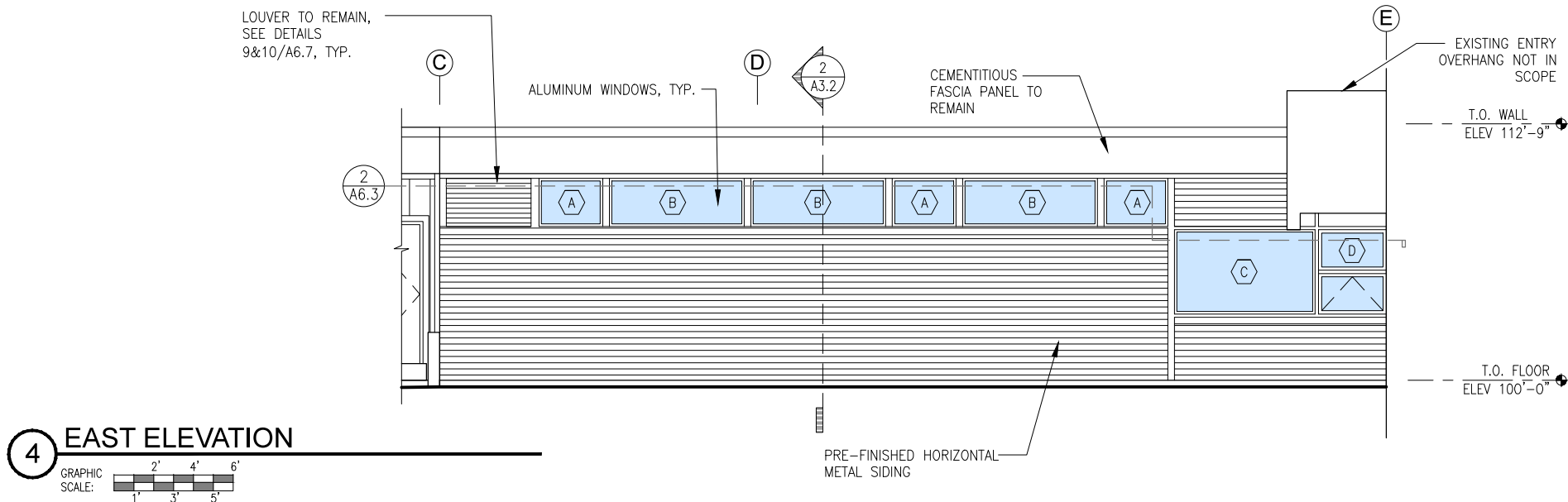
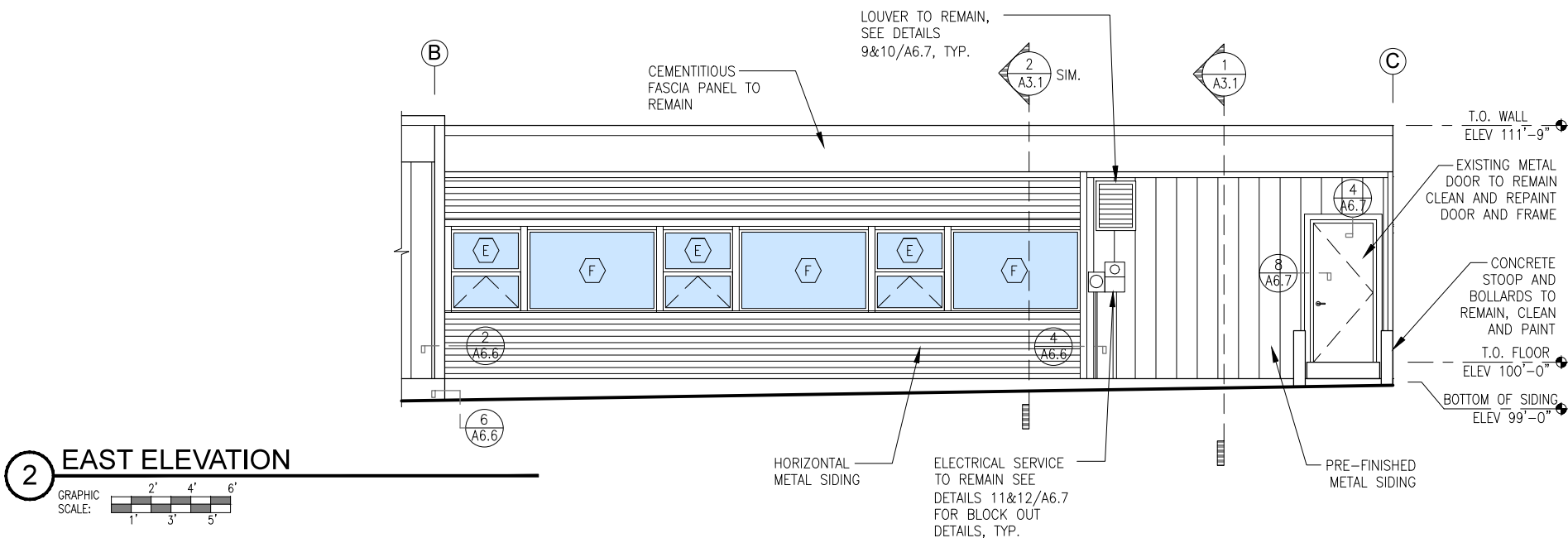
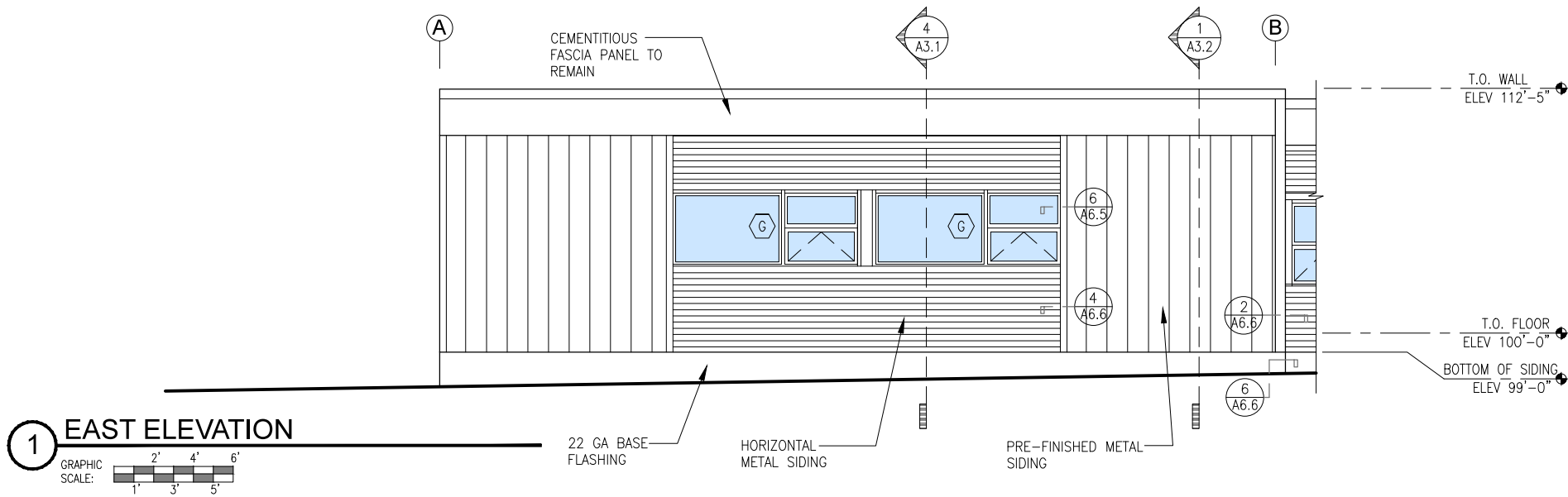
GRAPHIC SCALE: 1" = 6' 3" = 12'

CHAPMAN ELEMENTARY SCHOOL  
WINDOW & SIDING REPLACEMENT  
CONTRACT DOCUMENTS  
ANCHOR POINT, ALASKA

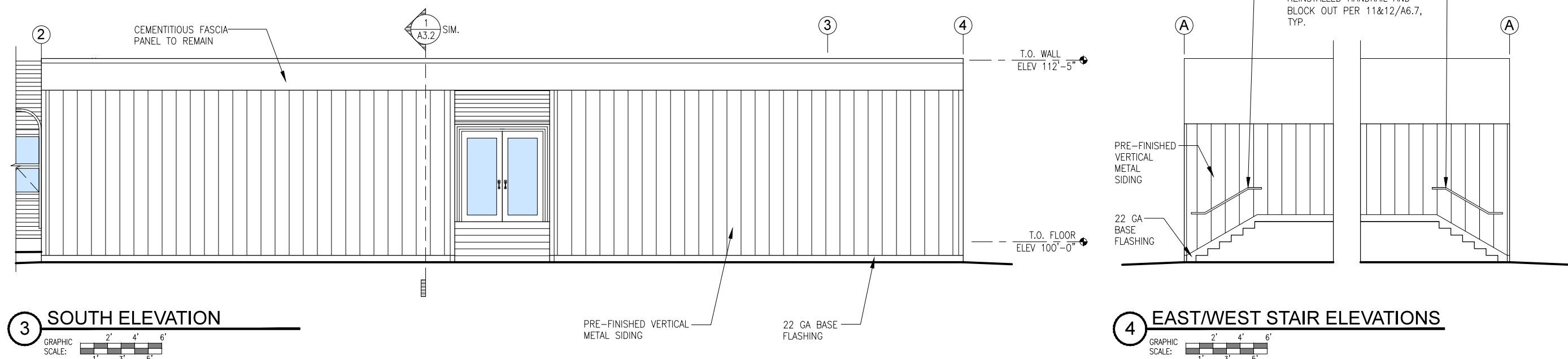
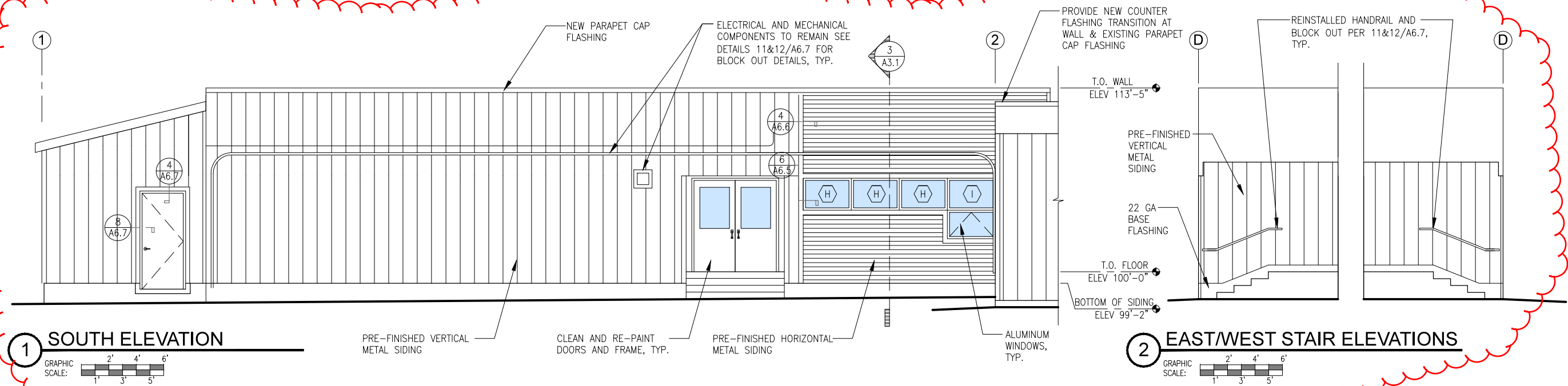
Revisions:	
	
Date:	MAY 6, 2015
Drawn:	MCM
Checked:	CMP
Project:	1025
File Name:	1025.DWG
Sheet Title:	
EXTERIOR ELEVATIONS	
Sheet:	
A2.1	
13 of 25	

**CHAPMAN ELEMENTARY SCHOOL  
WINDOW & SIDING REPLACEMENT**  
CONTRACT DOCUMENTS  
ANCHOR POINT, ALASKA

Revisions:	
	
Date:	MAY 6, 2015
Drawn:	MCM
Checked:	CMP
Project:	1025
File Name:	1025.DWG
Sheet Title:	EXTERIOR ELEVATIONS
Sheet:	A2.2
14 of 25	



ADD ALT #1



**CHAPMAN ELEMENTARY SCHOOL  
WINDOW & SIDING REPLACEMENT  
CONTRACT DOCUMENTS  
ANCHOR POINT, ALASKA**

Revisions:
Date: MAY 6, 2015
Drawn: MCM
Checked: CMP
Project: 1025
File Name: 1025.DWG
Sheet Title: EXTERIOR ELEVATIONS
Sheet: <b>A2.3</b>
15 of 25

**CHAPMAN ELEMENTARY SCHOOL  
WINDOW & SIDING REPLACEMENT  
CONTRACT DOCUMENTS  
ANCHOR POINT, ALASKA**

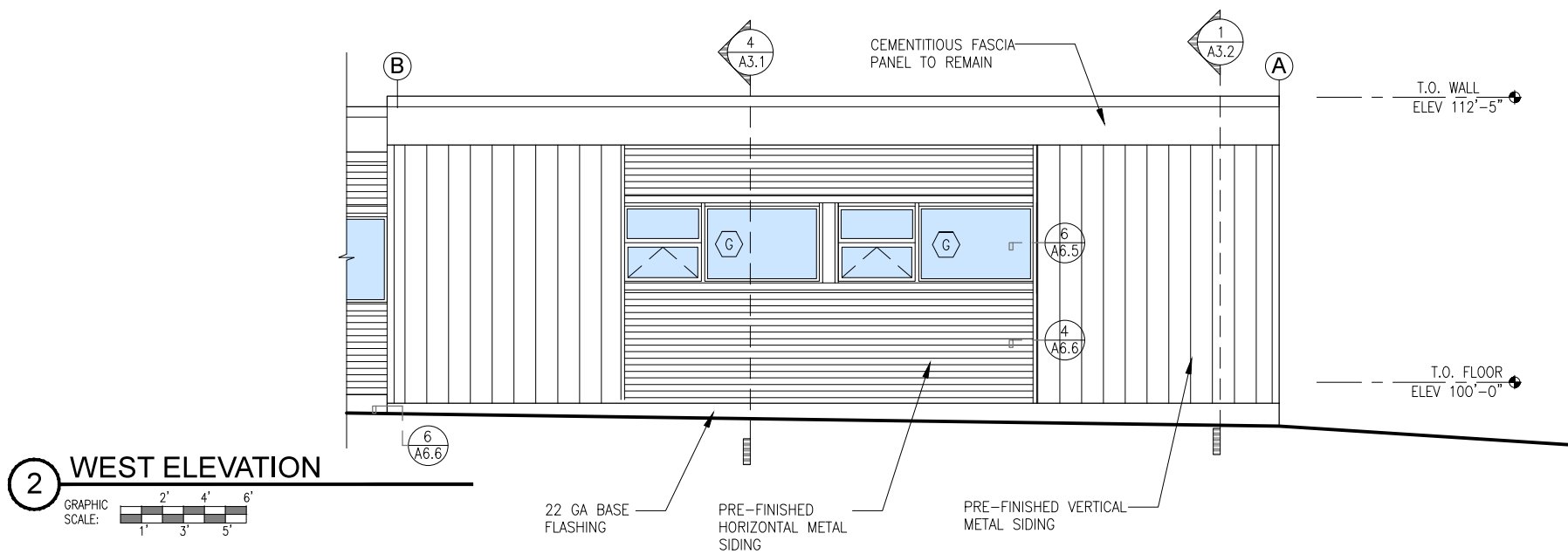
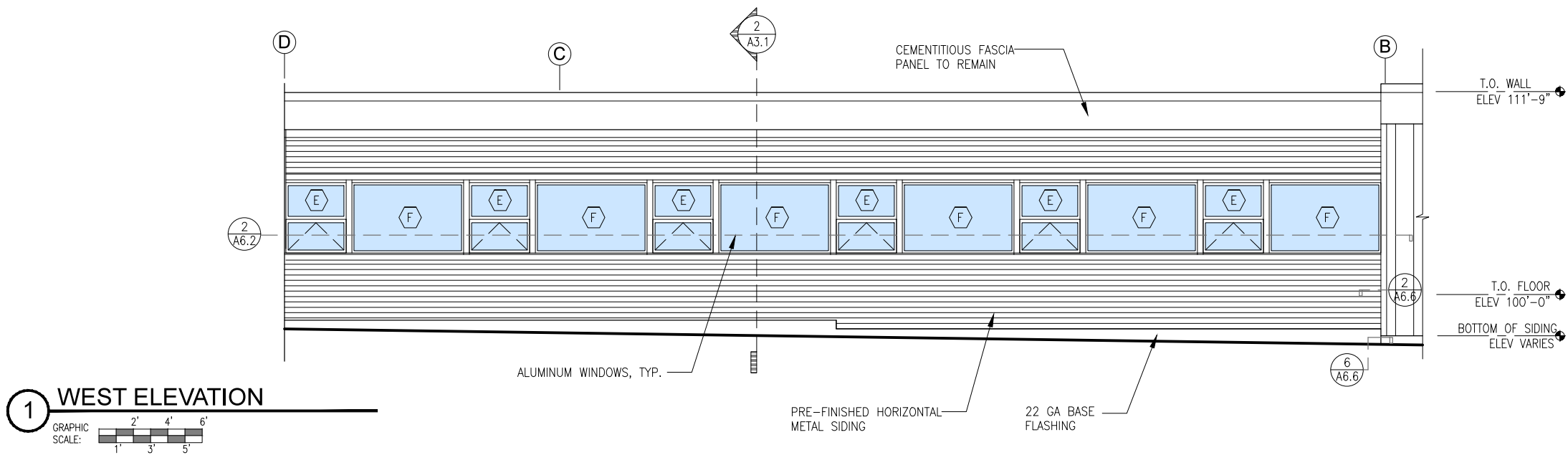
**Revisions:**

STATE OF ALASKA  
49th  
Christopher M. Parker  
REGISTERED PROFESSIONAL ARCHITECT  
A13239

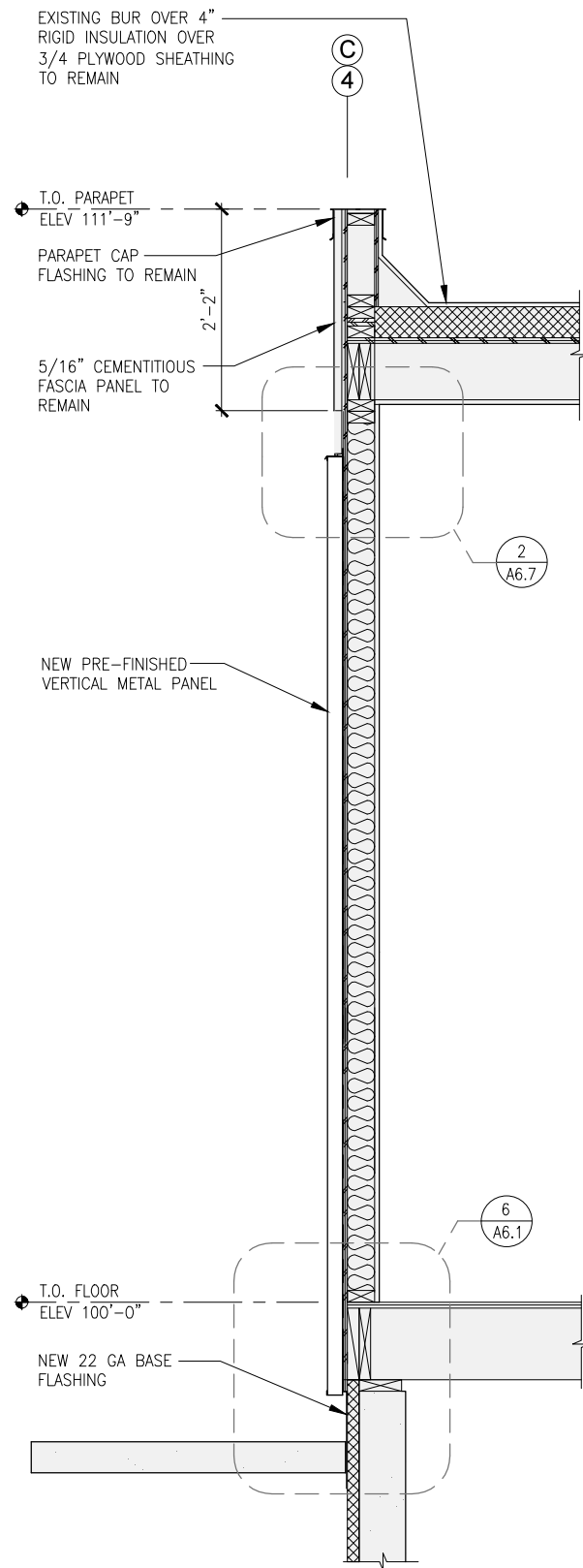
Date: MAY 6, 2015  
Drawn: MCM  
Checked: CMP  
Project: 1025  
File Name: 1025.DWG  
**Sheet Title:**  
EXTERIOR ELEVATIONS

**Sheet:**  
**A2.4**

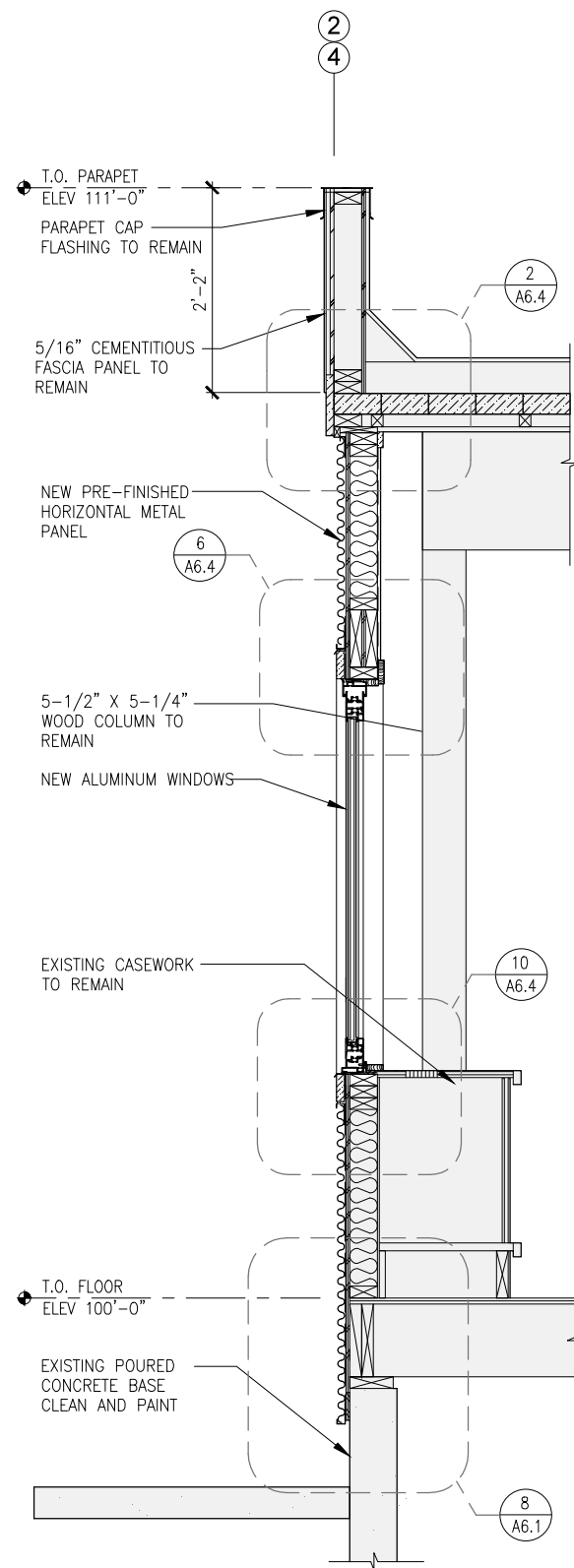
16 of 25



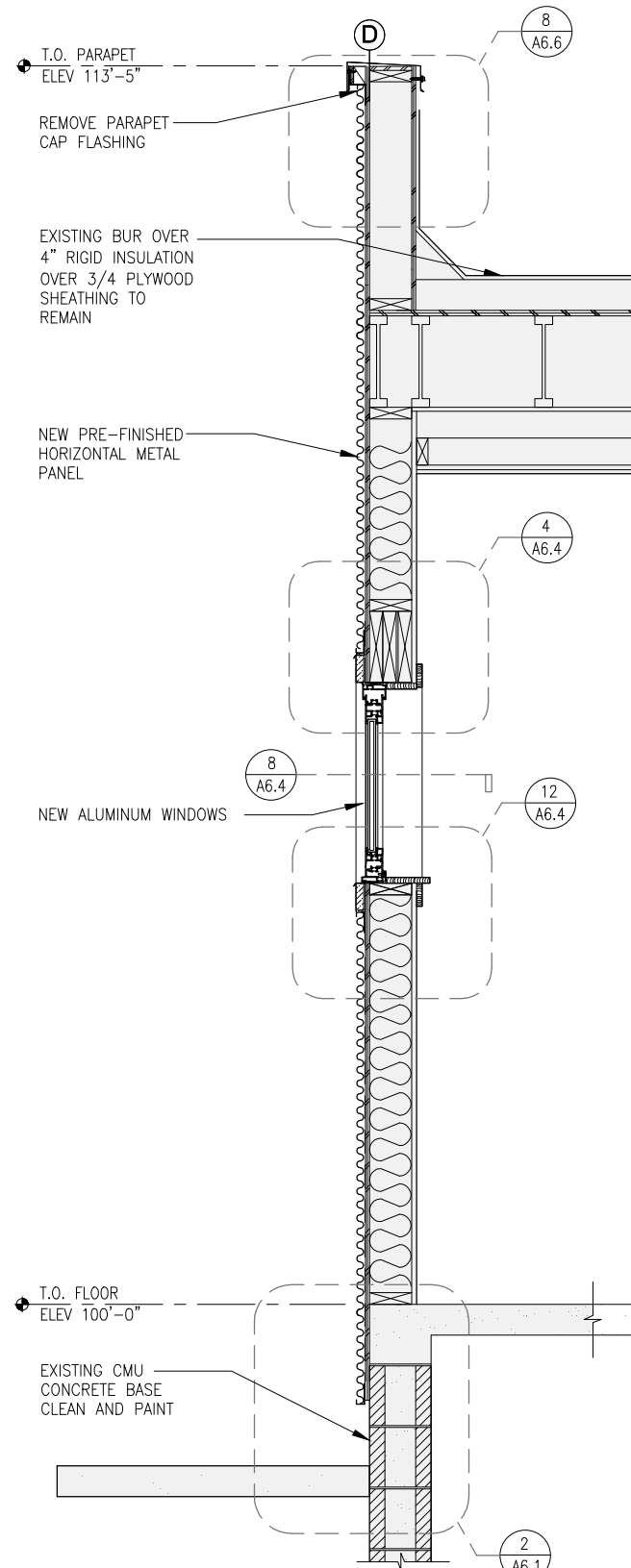




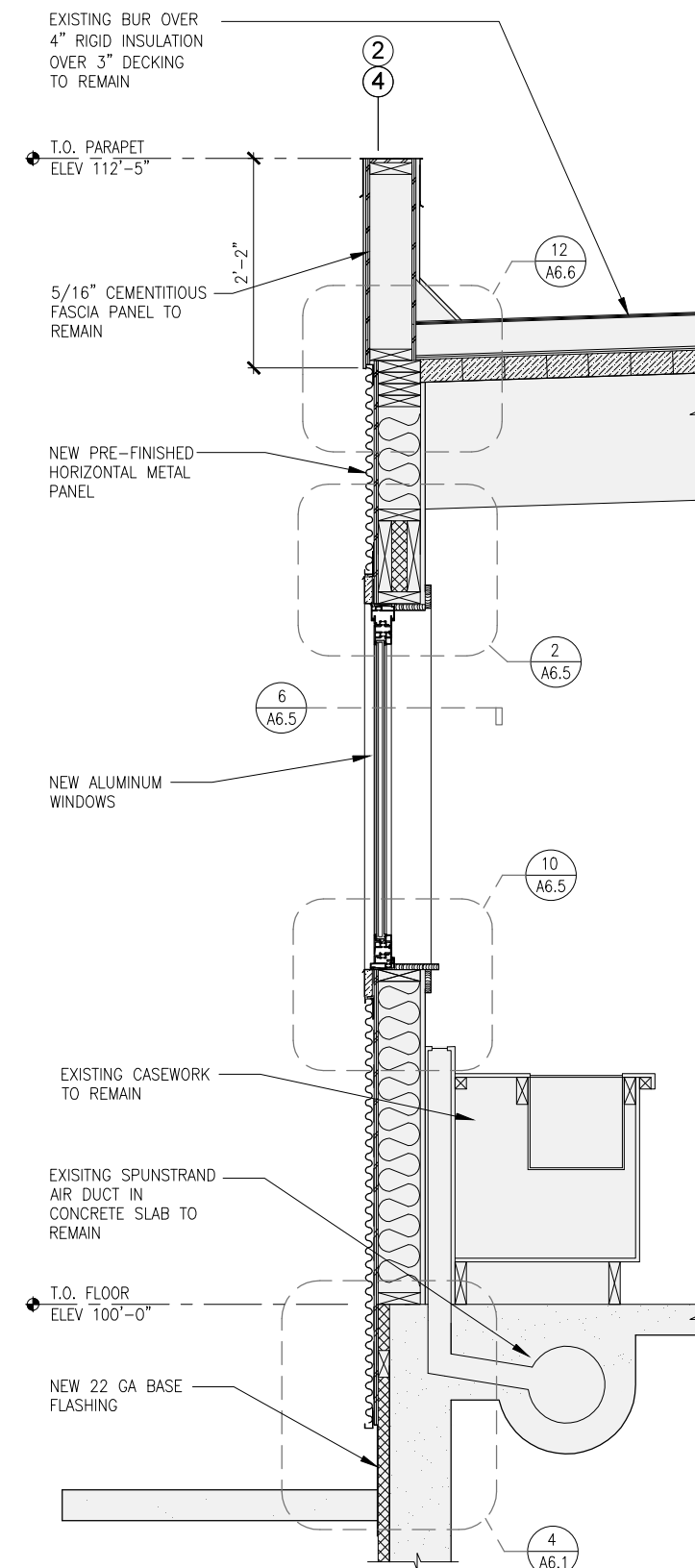
**1 WALL SECTION**  
GRAPHIC SCALE: 1" = 3', 6" = 1', 1'-6" = 3'



**2 WALL SECTION**  
GRAPHIC SCALE: 1" = 3', 6" = 1', 1'-6" = 3'



**3 WALL SECTION**  
GRAPHIC SCALE: 1" = 3', 6" = 1', 1'-6" = 3'



**4 WALL SECTION**  
GRAPHIC SCALE: 1" = 3', 6" = 1', 1'-6" = 3'

# CHAPMAN ELEMENTARY SCHOOL WINDOW & SIDING REPLACEMENT CONTRACT DOCUMENTS ANCHOR POINT, ALASKA

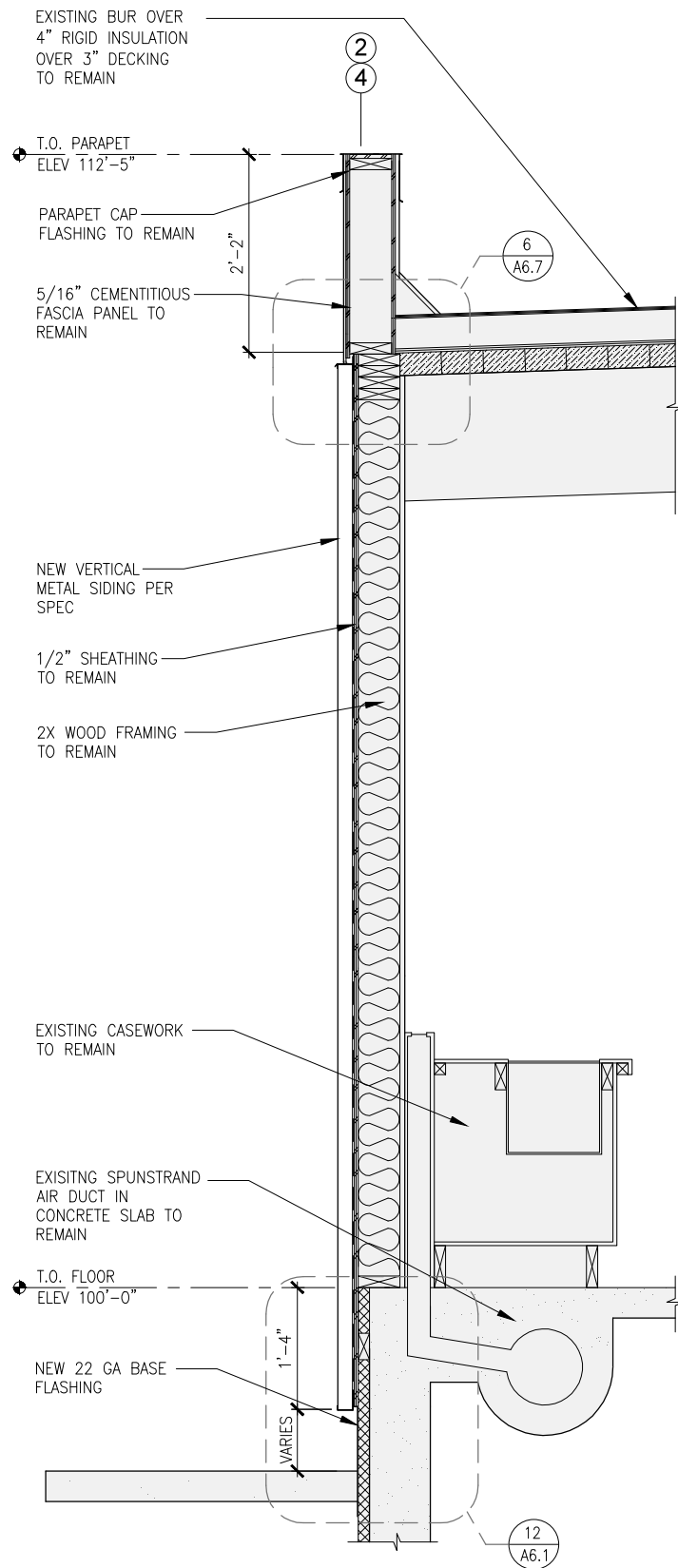
**Revisions:**

STATE OF ALASKA  
49th  
Christopher M. Parker  
REGISTERED PROFESSIONAL ARCHITECT  
A13239

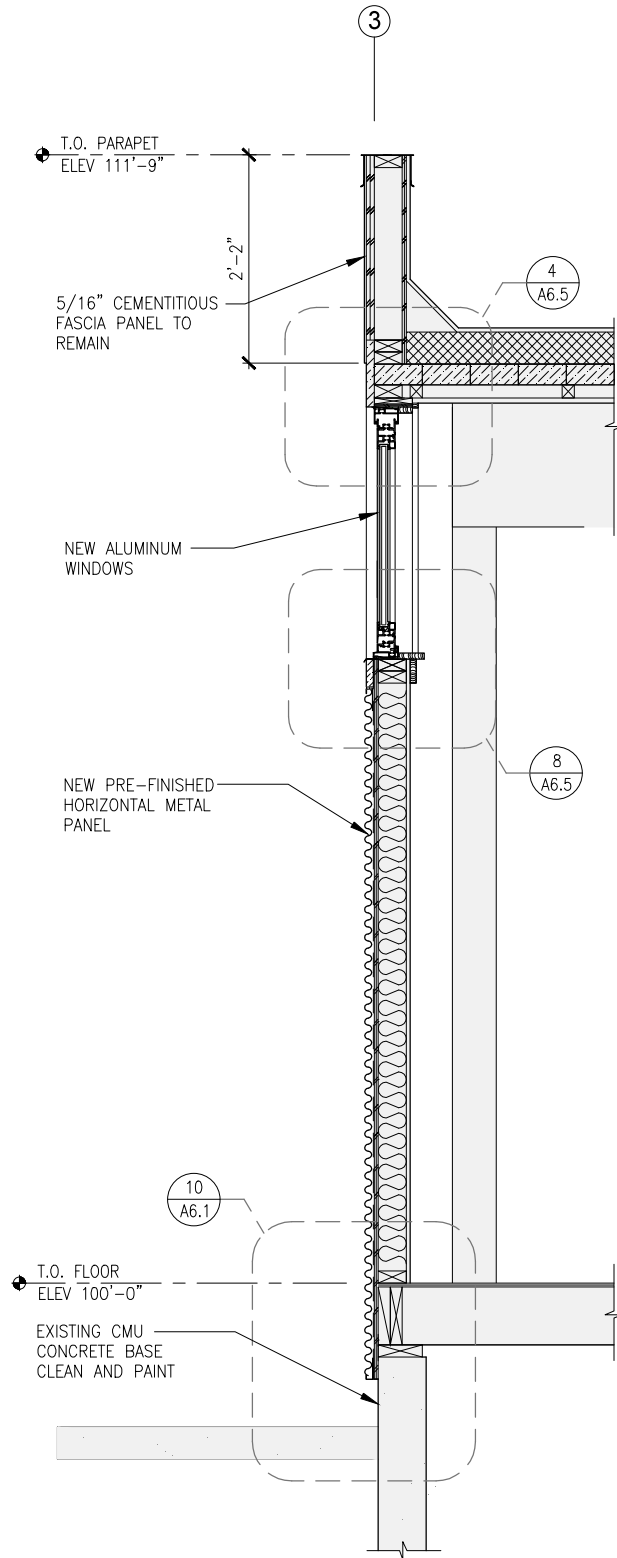
Date: MAY 6, 2015  
Drawn: MCM  
Checked: CMP  
Project: 1025  
File Name: 1025.DWG  
Sheet Title:  
NEW WALL SECTIONS

Sheet:  
**A3.1**

17 of 25



**1 WALL SECTION**  
 GRAPHIC SCALE: 1" = 3', 6" = 1', 1'-6" = 3'



**2 WALL SECTION**  
 GRAPHIC SCALE: 1" = 3', 6" = 1', 1'-6" = 3'

**CHAPMAN ELEMENTARY SCHOOL  
 WINDOW & SIDING REPLACEMENT  
 CONTRACT DOCUMENTS  
 ANCHOR POINT, ALASKA**

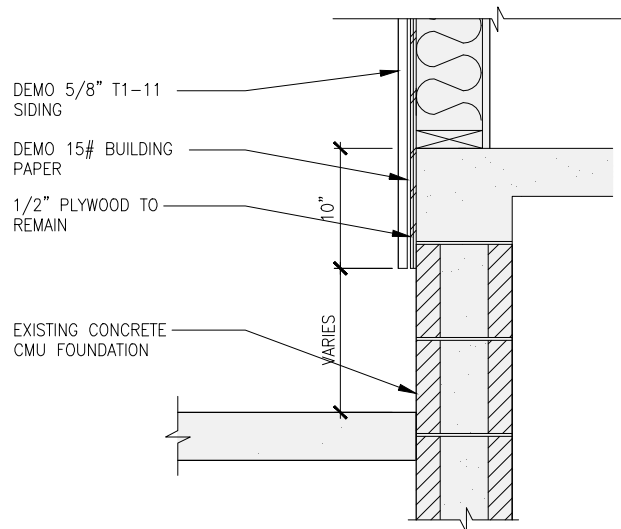
**Revisions:**

49th  
 Christopher M. Parker  
 REGISTERED PROFESSIONAL ARCHITECT  
 A13239

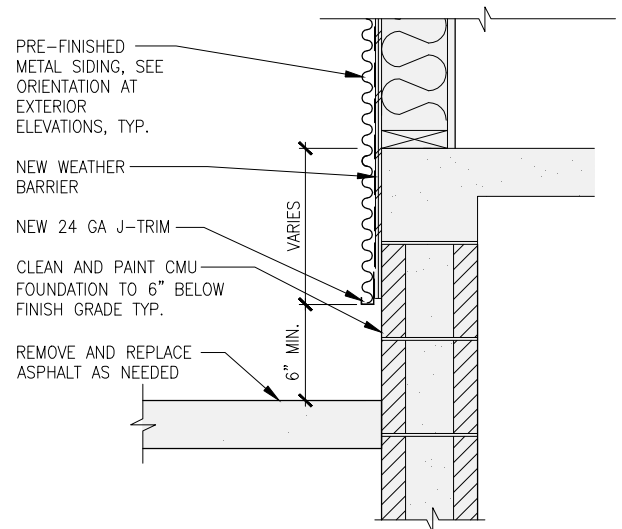
Date: MAY 6, 2015  
 Drawn: MCM  
 Checked: CMP  
 Project: 1025  
 File Name: 1025.DWG  
**Sheet Title:**  
 NEW WALL SECTIONS

**Sheet:**  
**A3.2**

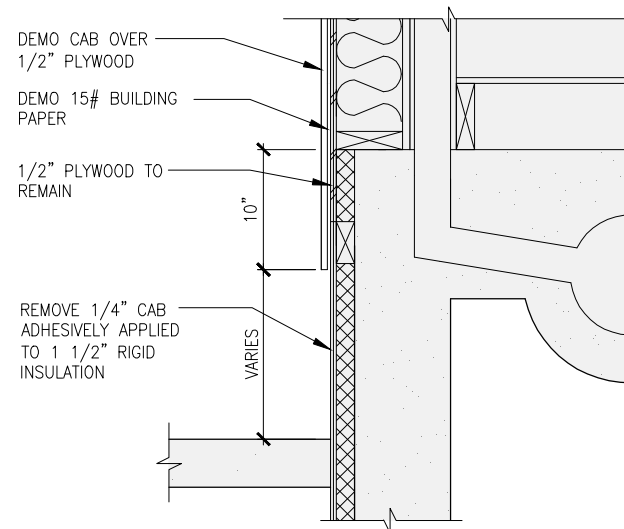
18 of 25



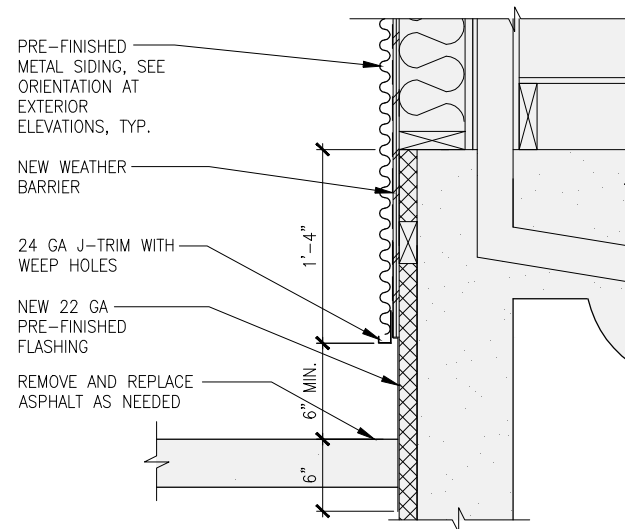
1 WALL BASE - DEMO  
GRAPHIC SCALE: 1/4" 2" 6" 12"  
1" 3"



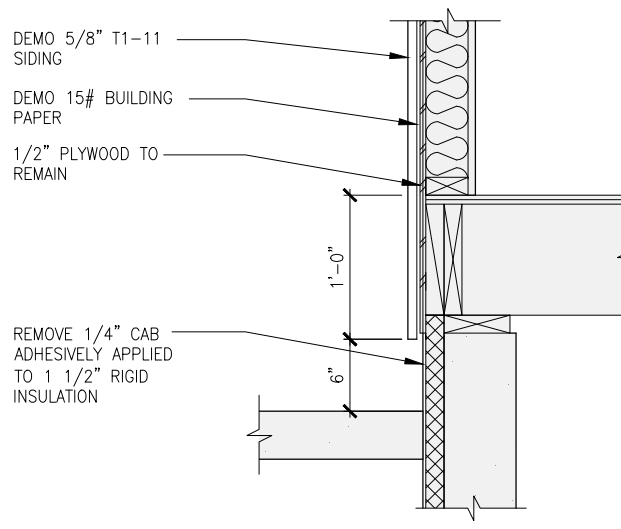
2 WALL BASE - NEW  
GRAPHIC SCALE: 1/4" 2" 6" 12"  
1" 3"



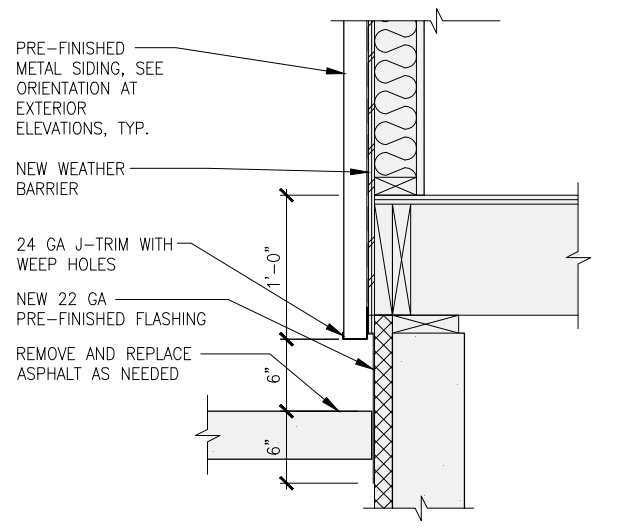
3 WALL BASE - DEMO  
GRAPHIC SCALE: 1/4" 2" 6" 12"  
1" 3"



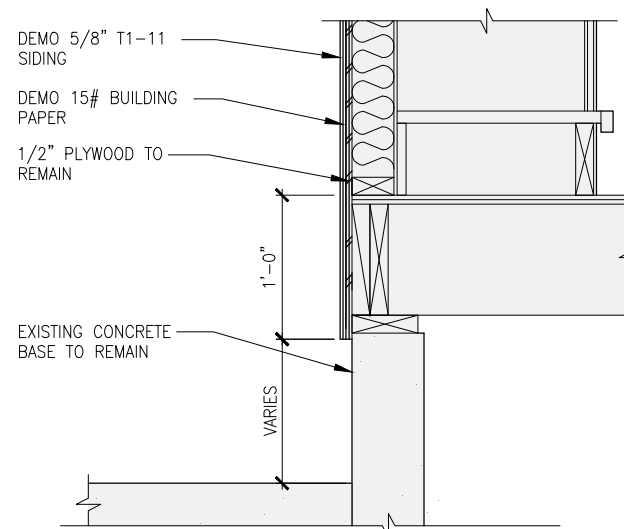
4 WALL BASE - NEW  
GRAPHIC SCALE: 1/4" 2" 6" 12"  
1" 3"



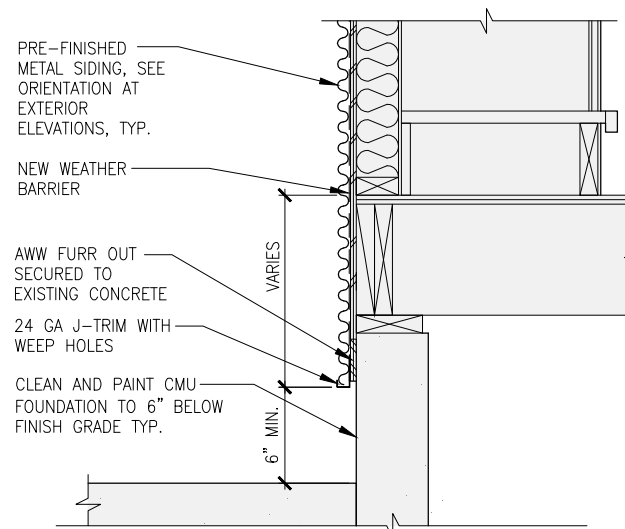
5 WALL BASE - DEMO  
GRAPHIC SCALE: 1/4" 2" 6" 12"  
1" 3"



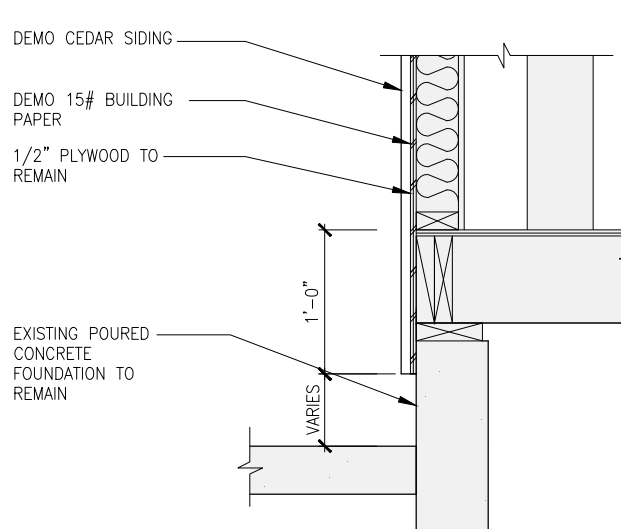
6 WALL BASE - NEW  
GRAPHIC SCALE: 1/4" 2" 6" 12"  
1" 3"



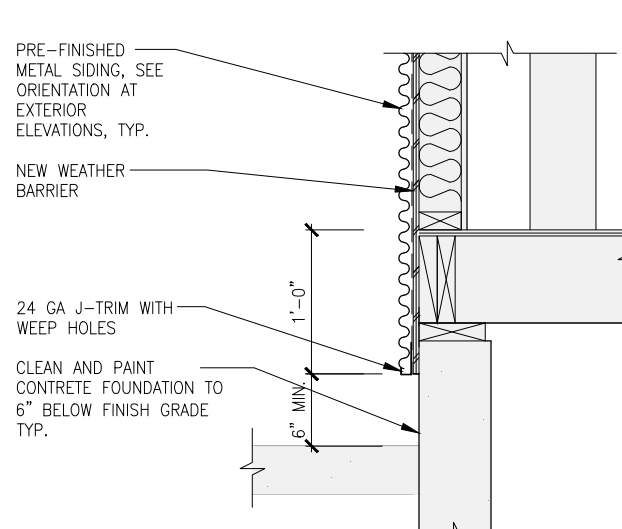
7 WALL BASE - DEMO  
GRAPHIC SCALE: 1/4" 2" 6" 12"  
1" 3"



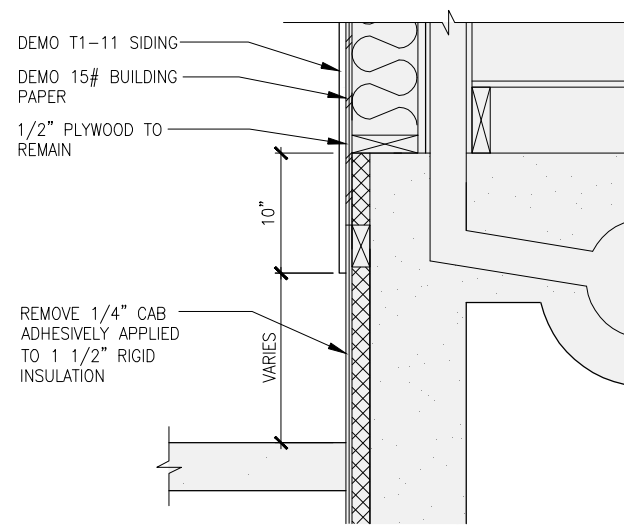
8 WALL BASE - NEW  
GRAPHIC SCALE: 1/4" 2" 6" 12"  
1" 3"



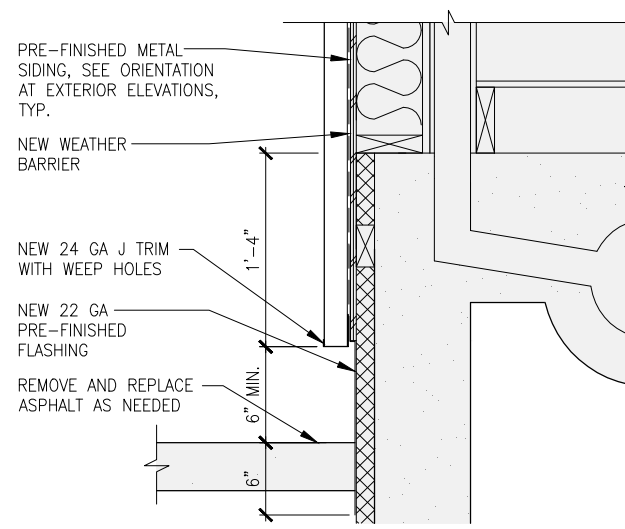
9 WALL BASE - DEMO  
GRAPHIC SCALE: 1/4" 2" 6" 12"  
1" 3"



10 WALL BASE - NEW  
GRAPHIC SCALE: 1/4" 2" 6" 12"  
1" 3"



11 WALL BASE - NEW  
GRAPHIC SCALE: 1/4" 2" 6" 12"  
1" 3"



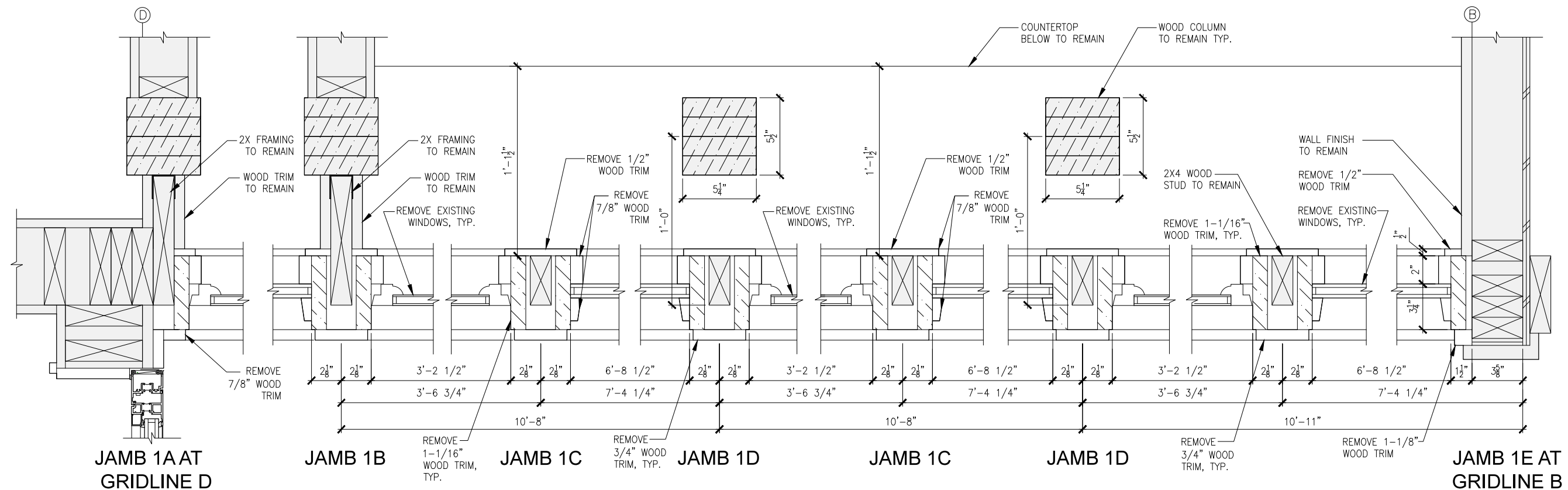
12 WALL BASE - NEW  
GRAPHIC SCALE: 1/4" 2" 6" 12"  
1" 3"

CHAPMAN ELEMENTARY SCHOOL  
WINDOW & SIDING REPLACEMENT  
CONTRACT DOCUMENTS  
ANCHOR POINT, ALASKA

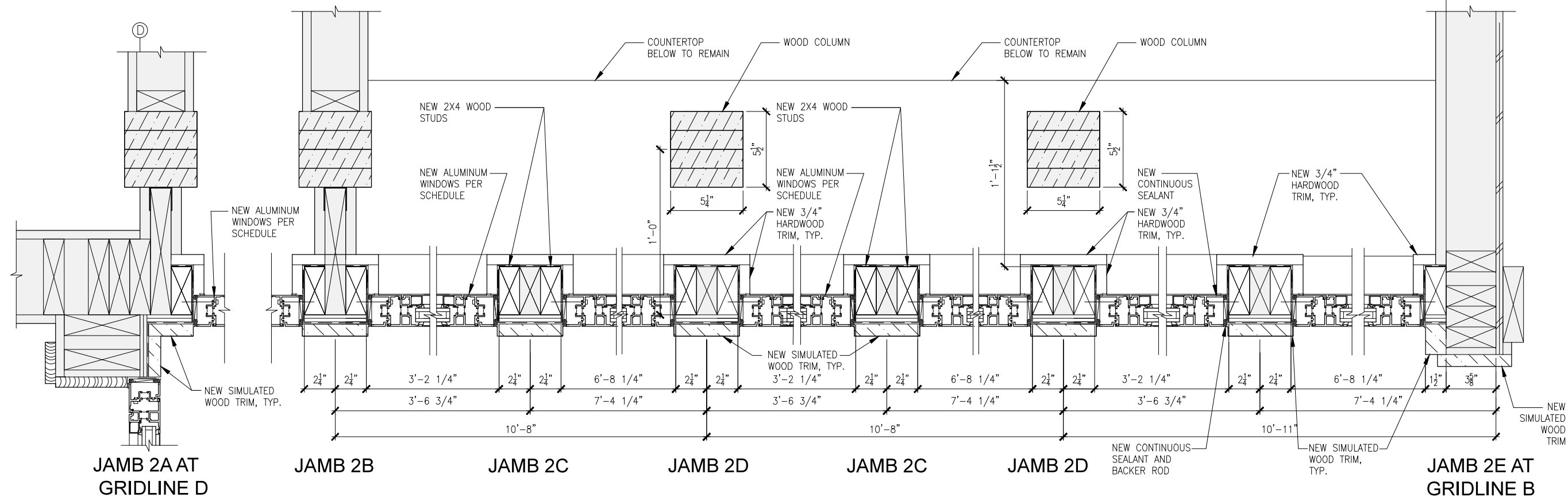
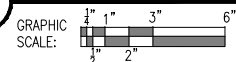
Revisions:

STATE OF ALASKA  
49th  
Christopher M. Parker  
REGISTERED PROFESSIONAL ARCHITECT  
A13239

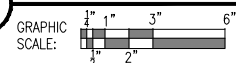
Date: MAY 6, 2015  
Drawn: MCM  
Checked: CMP  
Project: 1025  
File Name: 1025.DWG  
Sheet Title: DETAILS  
Sheet: A6.1  
19 of 25



1 WINDOW WALL JAMB - DEMO




2 WINDOW WALL JAMB - NEW



**CHAPMAN ELEMENTARY SCHOOL  
WINDOW & SIDING REPLACEMENT  
CONTRACT DOCUMENTS  
ANCHOR POINT, ALASKA**

**Revisions:**



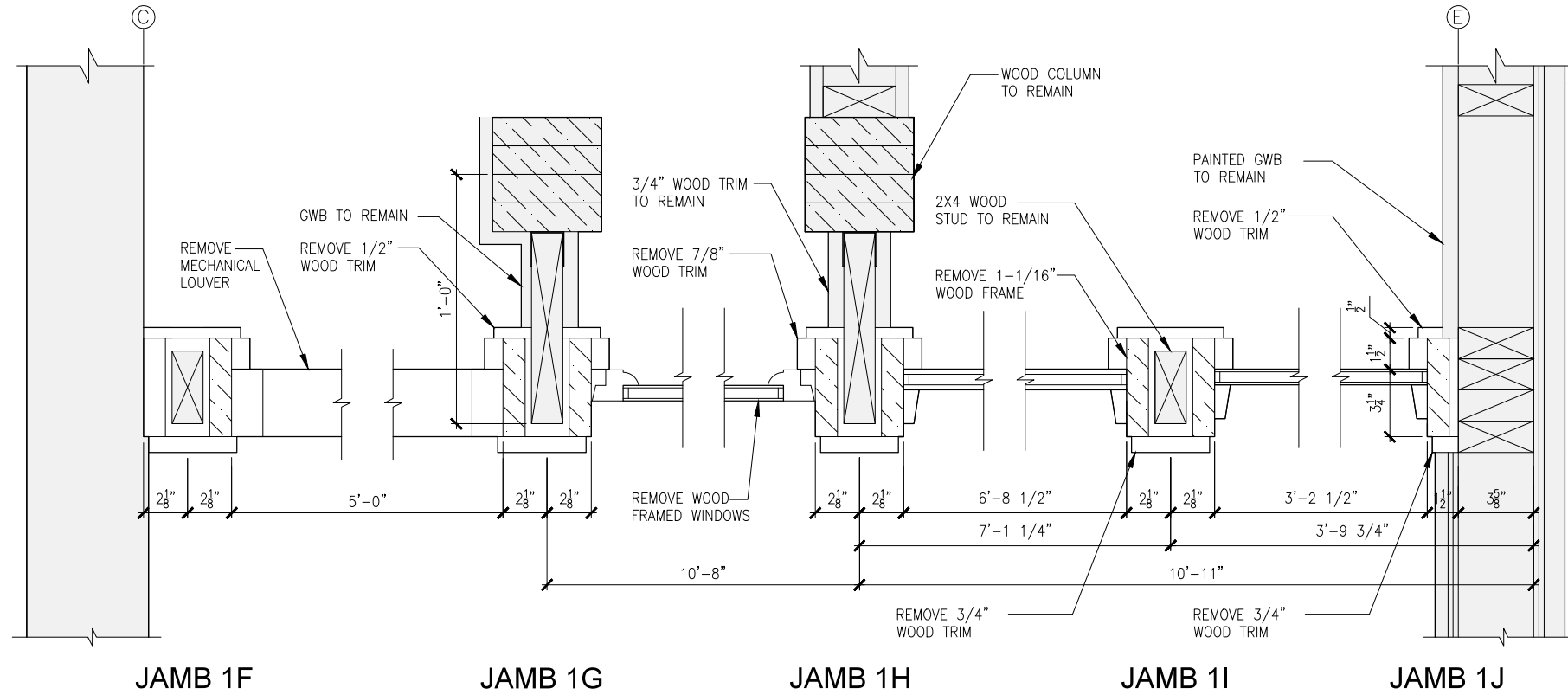
Date: MAY 6, 2015  
Drawn: MCM  
Checked: CMP  
Project: 1025  
File Name: 1025.DWG  
Sheet Title:

OPENING DETAILS

Sheet:

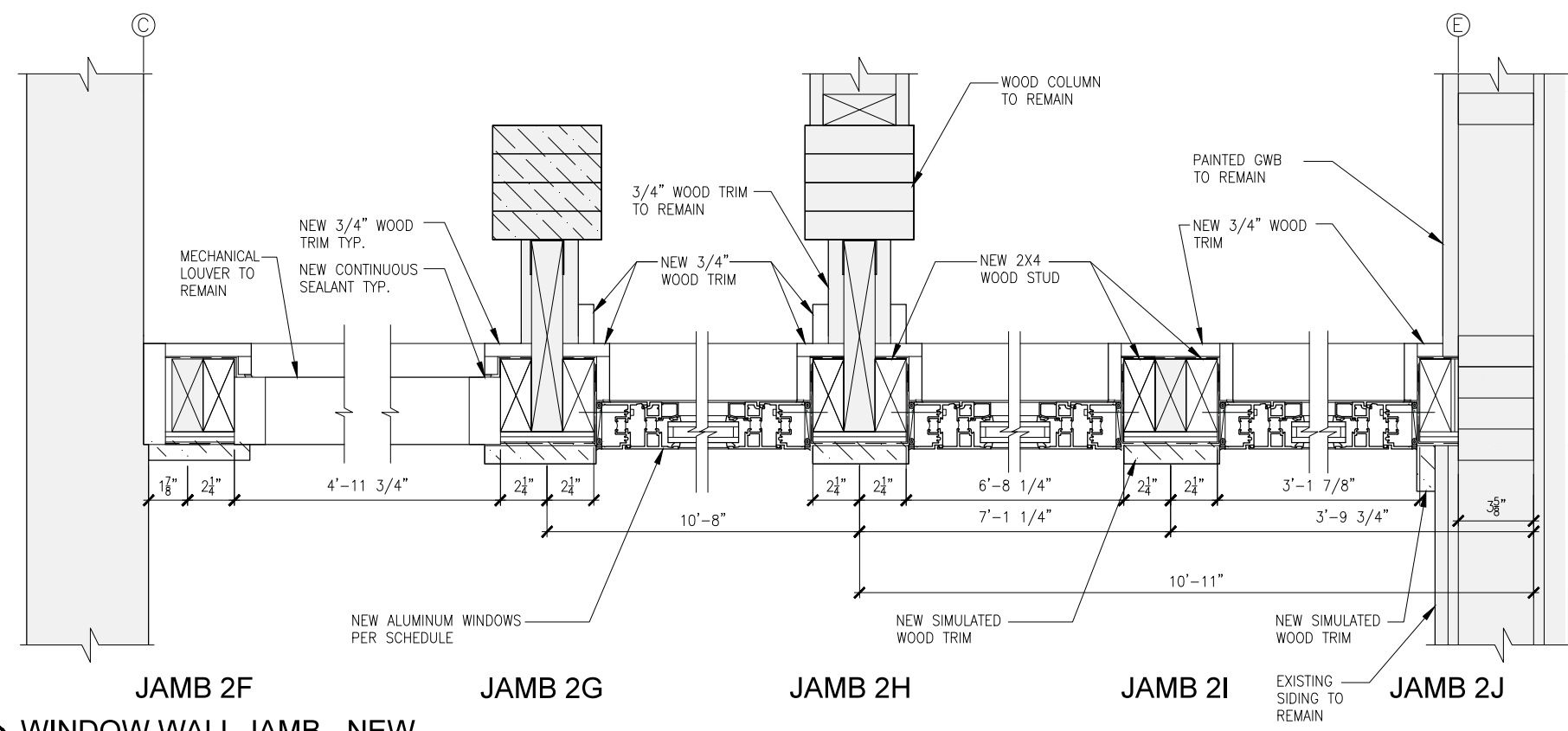
**A6.2**





**1 WINDOW WALL JAMB - DEMO**

GRAPHIC SCALE: 1/4" = 1' 3" = 6"



**2 WINDOW WALL JAMB - NEW**

GRAPHIC SCALE: 1/4" = 1' 3" = 6"

**CHAPMAN ELEMENTARY SCHOOL  
WINDOW & SIDING REPLACEMENT  
CONTRACT DOCUMENTS  
ANCHOR POINT, ALASKA**

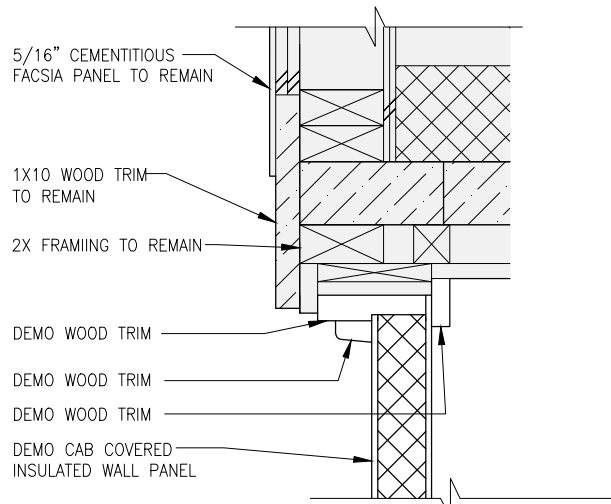
**Revisions:**

49th  
Christopher M. Parker  
REGISTERED PROFESSIONAL ARCHITECT  
A13239

Date: MAY 6, 2015  
 Drawn: MCM  
 Checked: CMP  
 Project: 1025  
 File Name: 1025.DWG  
 Sheet Title:  
 OPENING DETAILS

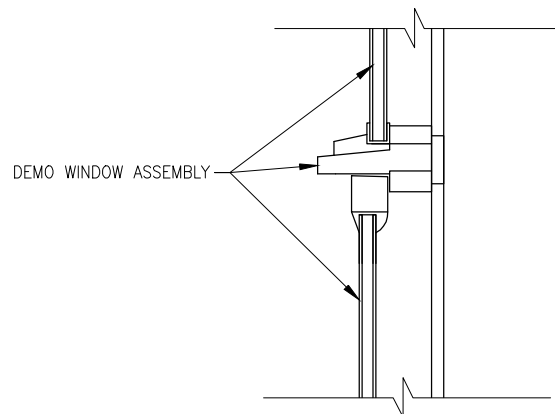
Sheet:  
**A6.3**

21 of 25



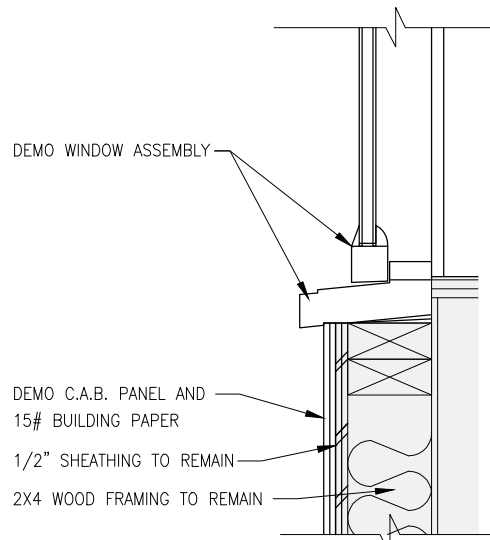
1 WINDOW WALL HEAD - DEMO

GRAPHIC SCALE: 1/2" 1" 3" 6"



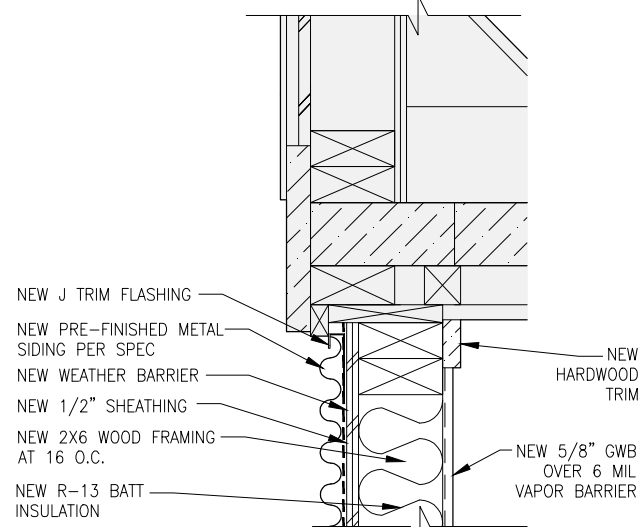
5 WINDOW HEAD/SILL - DEMO

GRAPHIC SCALE: 1/2" 1" 3" 6"



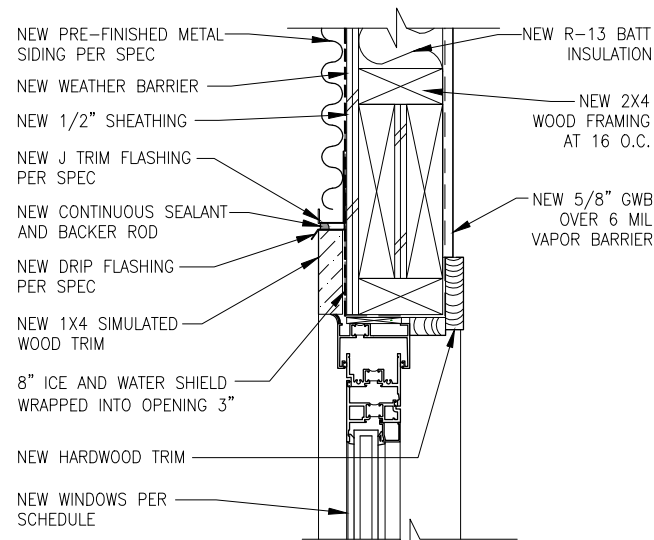
9 WINDOW SILL - DEMO

GRAPHIC SCALE: 1/2" 1" 3" 6"



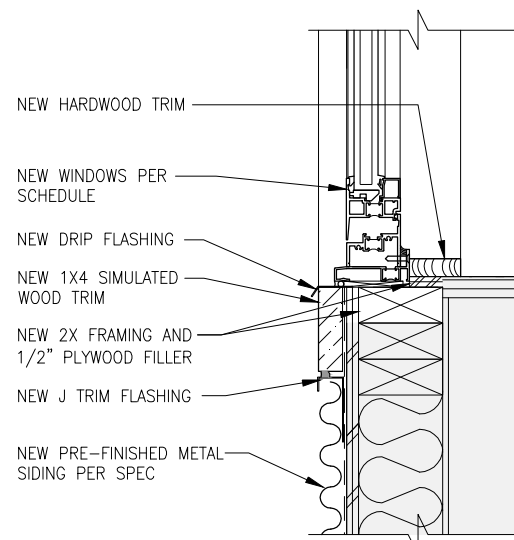
2 WINDOW WALL HEAD - NEW

GRAPHIC SCALE: 1/2" 1" 3" 6"



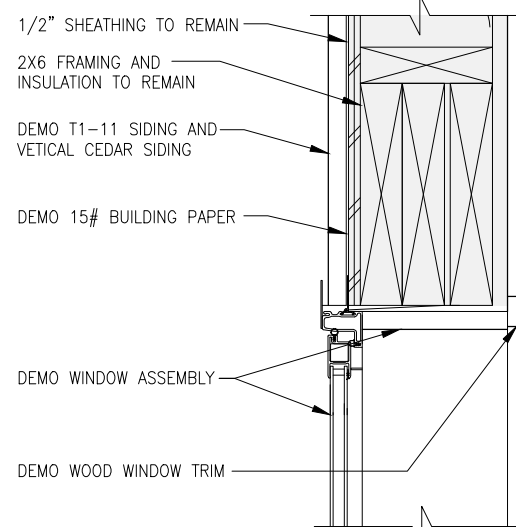
6 WINDOW HEAD - NEW

GRAPHIC SCALE: 1/2" 1" 3" 6"



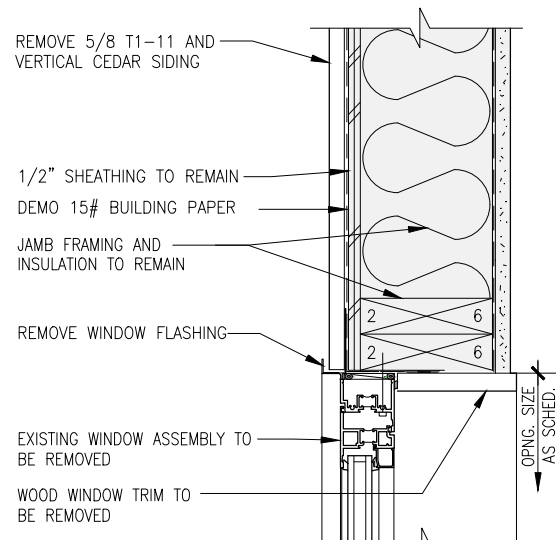
10 WINDOW SILL - NEW

GRAPHIC SCALE: 1/2" 1" 3" 6"



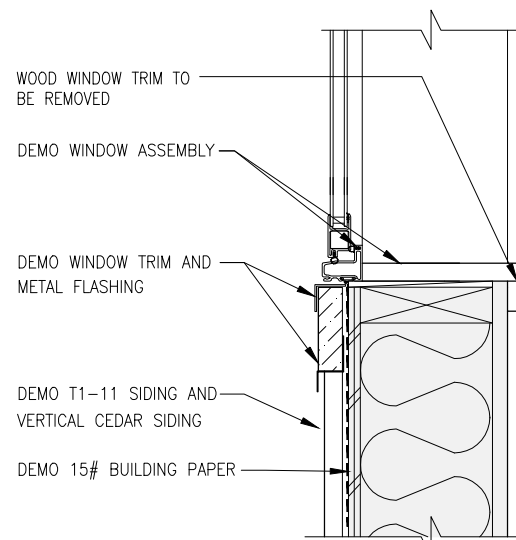
3 WINDOW HEAD - DEMO

GRAPHIC SCALE: 1/2" 1" 3" 6"



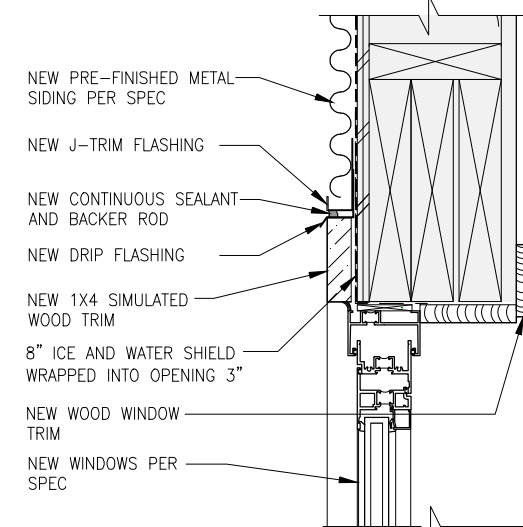
7 WINDOW JAMB - DEMO

GRAPHIC SCALE: 1/2" 1" 3" 6"



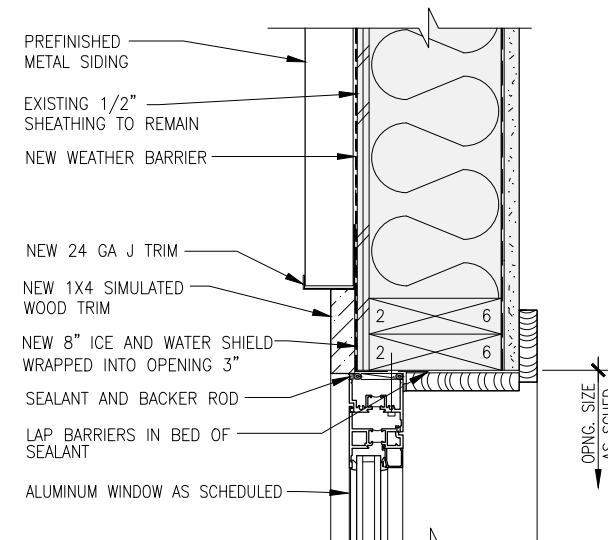
11 WINDOW SILL - DEMO

GRAPHIC SCALE: 1/2" 1" 3" 6"



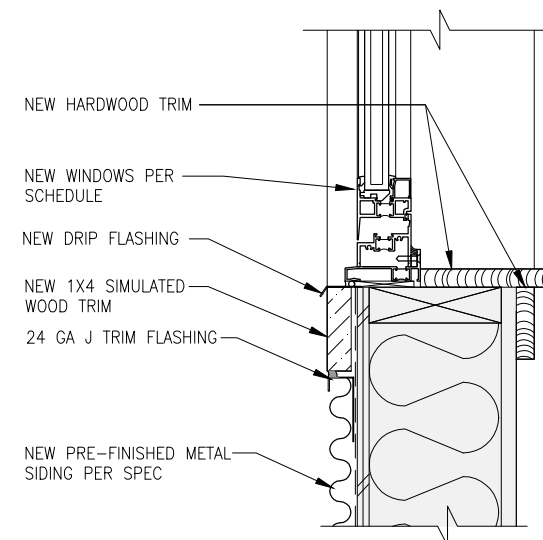
4 WINDOW HEAD - NEW

GRAPHIC SCALE: 1/2" 1" 3" 6"



8 WINDOW JAMB - NEW

GRAPHIC SCALE: 1/2" 1" 3" 6"




12 WINDOW SILL - NEW

GRAPHIC SCALE: 1/2" 1" 3" 6"

CHAPMAN ELEMENTARY SCHOOL  
WINDOW & SIDING REPLACEMENT  
CONTRACT DOCUMENTS  
ANCHOR POINT, ALASKA

Revisions:

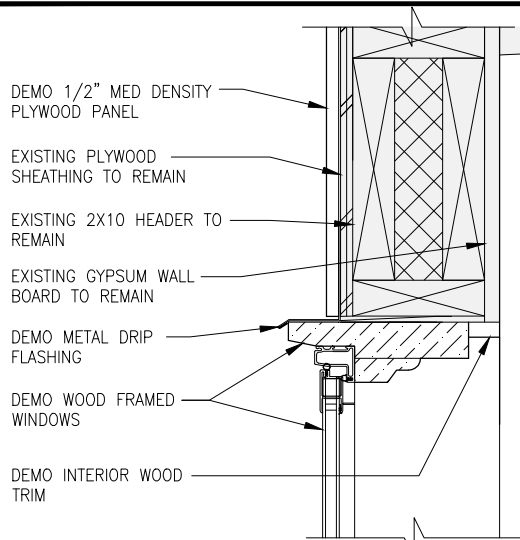


Date: MAY 6, 2015  
Drawn: MCM  
Checked: CMP  
Project: 1025  
File Name: 1025.DWG  
Sheet Title:

OPENING DETAILS

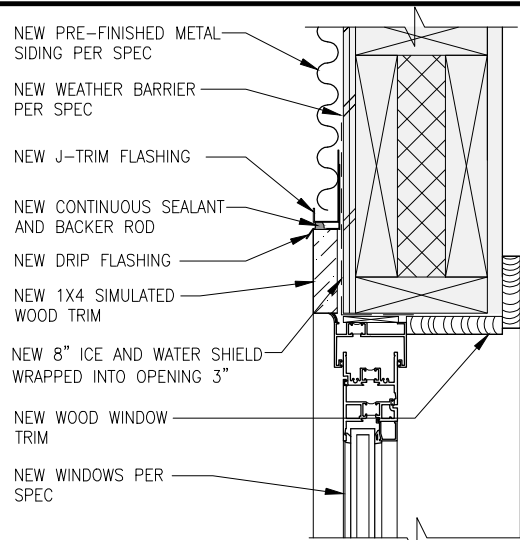
Sheet:

A6.4



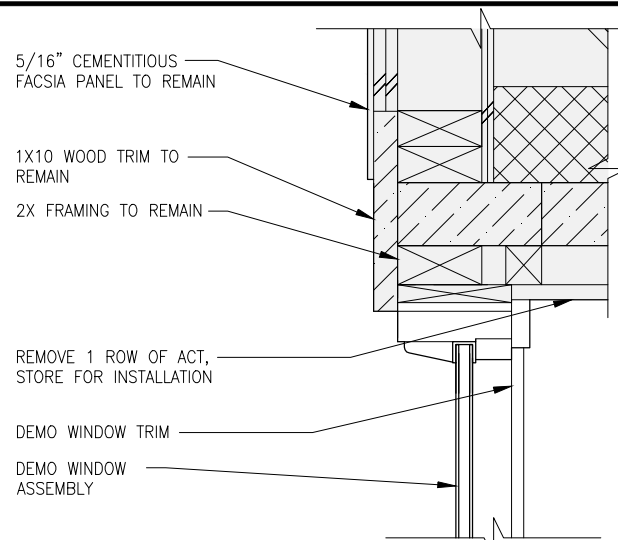
1 WINDOW HEAD - DEMO

GRAPHIC SCALE: 1/2" 1" 3" 6"



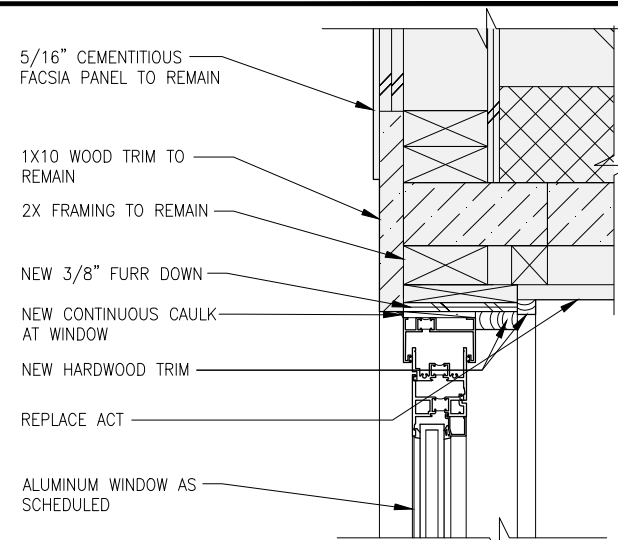
2 WINDOW HEAD - NEW

GRAPHIC SCALE: 1/2" 1" 3" 6"



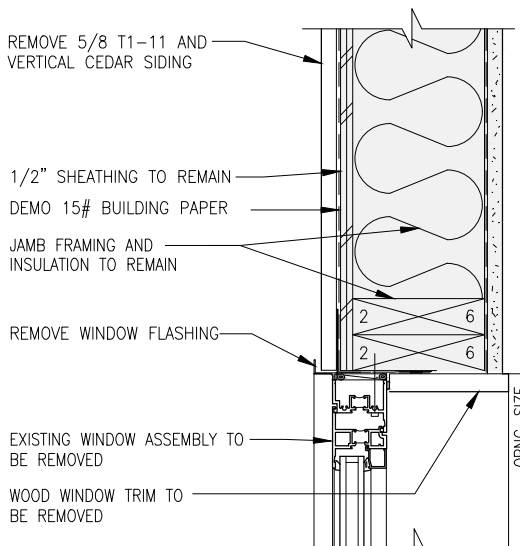
3 WINDOW HEAD - DEMO

GRAPHIC SCALE: 1/2" 1" 3" 6"



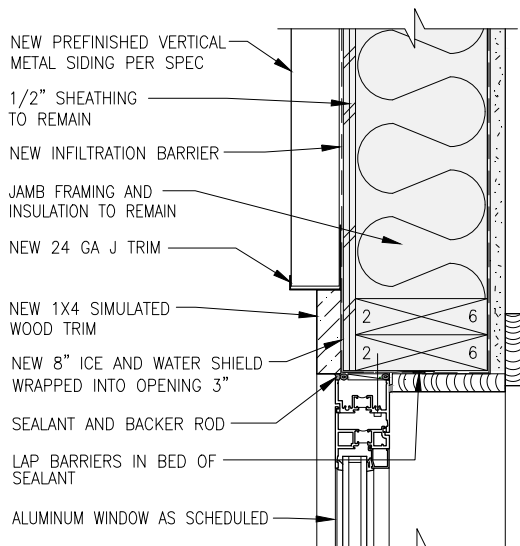
4 WINDOW HEAD - NEW

GRAPHIC SCALE: 1/2" 1" 3" 6"



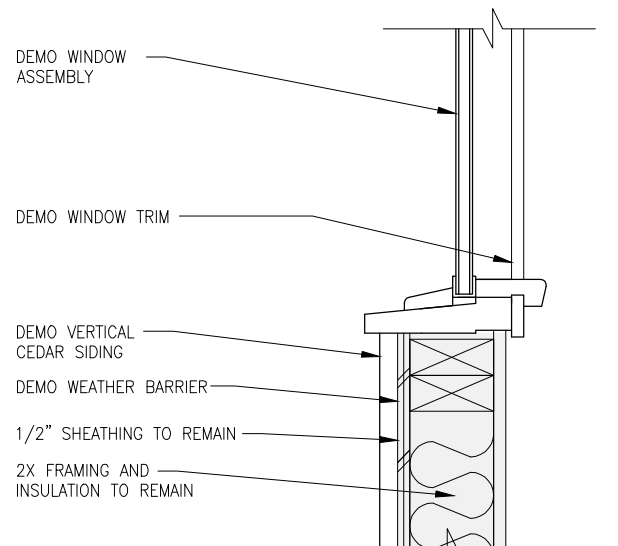
5 WINDOW JAMB - DEMO

GRAPHIC SCALE: 1/2" 1" 3" 6"



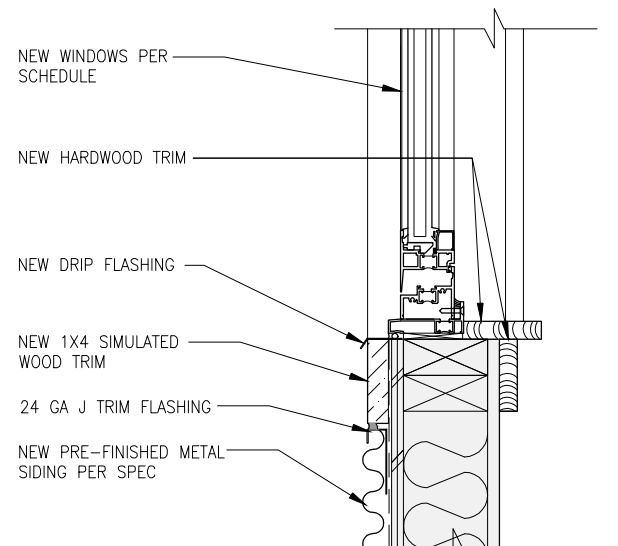
6 WINDOW JAMB - NEW

GRAPHIC SCALE: 1/2" 1" 3" 6"



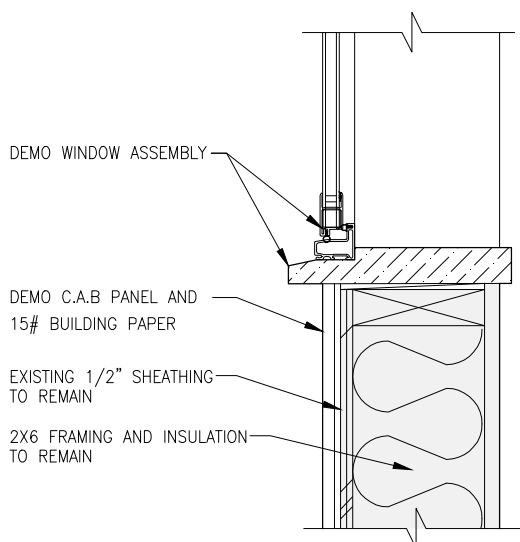
7 WINDOW SILL - DEMO

GRAPHIC SCALE: 1/2" 1" 3" 6"



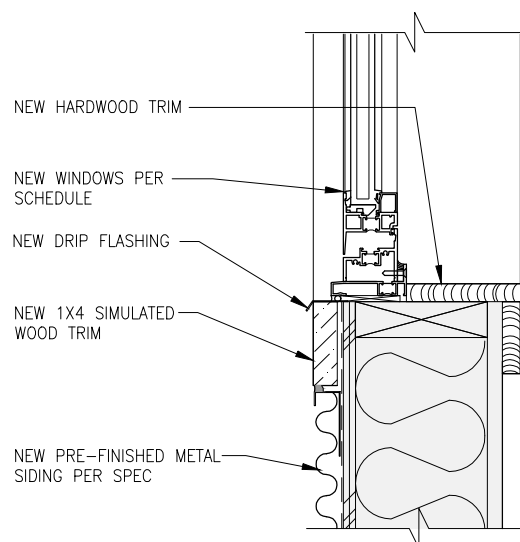
8 WINDOW SILL - NEW

GRAPHIC SCALE: 1/2" 1" 3" 6"



9 WINDOW SILL - DEMO

GRAPHIC SCALE: 1/2" 1" 3" 6"




10 WINDOW SILL - NEW

GRAPHIC SCALE: 1/2" 1" 3" 6"

CHAPMAN ELEMENTARY SCHOOL  
WINDOW & SIDING REPLACEMENT  
CONTRACT DOCUMENTS  
ANCHOR POINT, ALASKA

Revisions:



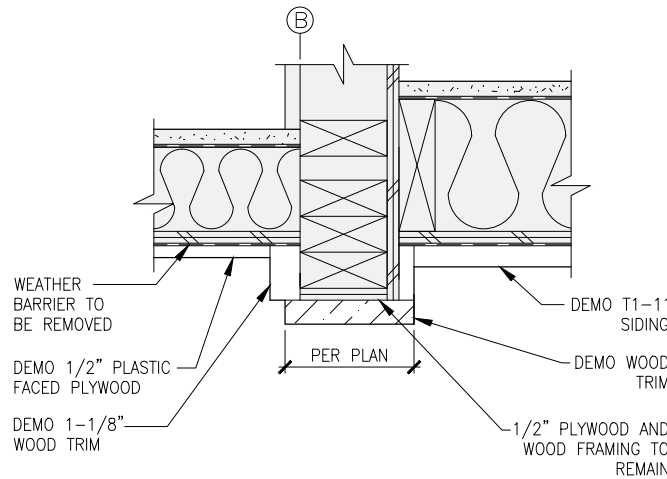
Date: MAY 6, 2015  
Drawn: MCM  
Checked: CMP  
Project: 1025  
File Name: 1025.DWG

Sheet Title:

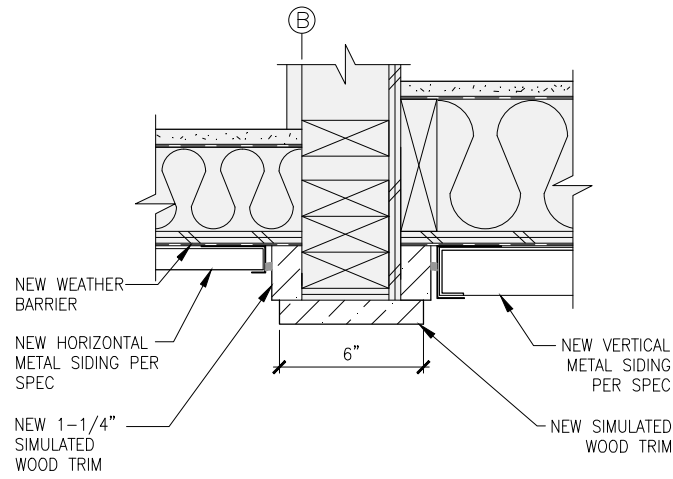
OPENING DETAILS

Sheet:

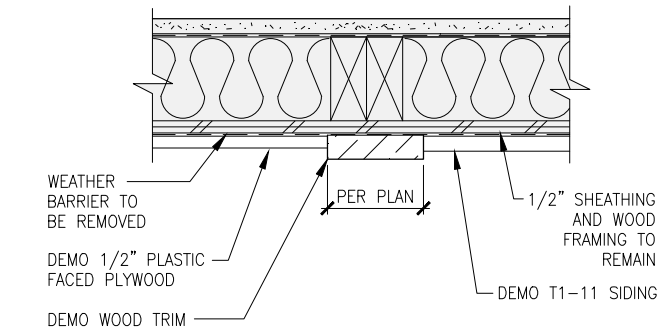
A6.5



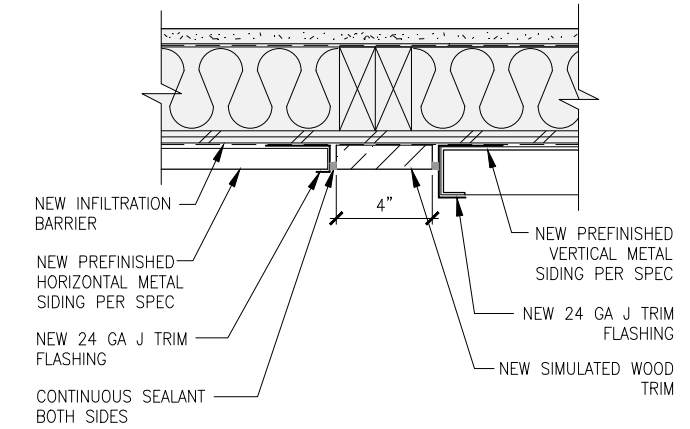
1 SIDING TRANSITION DETAIL - DEMO  
GRAPHIC SCALE: 1/2" 1" 3" 6" 2"



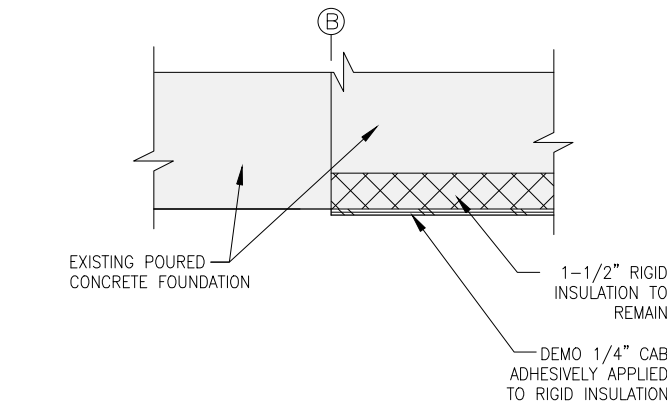
2 SIDING TRANSITION DETAIL - NEW  
GRAPHIC SCALE: 1/2" 1" 3" 6" 2"



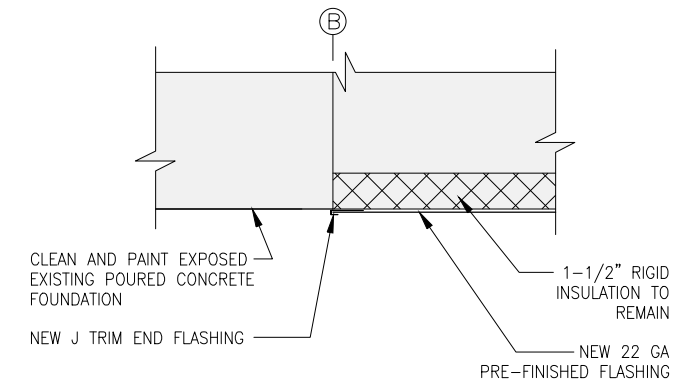
3 SIDING TRANSITION DETAIL - DEMO  
GRAPHIC SCALE: 1/2" 1" 3" 6" 2"



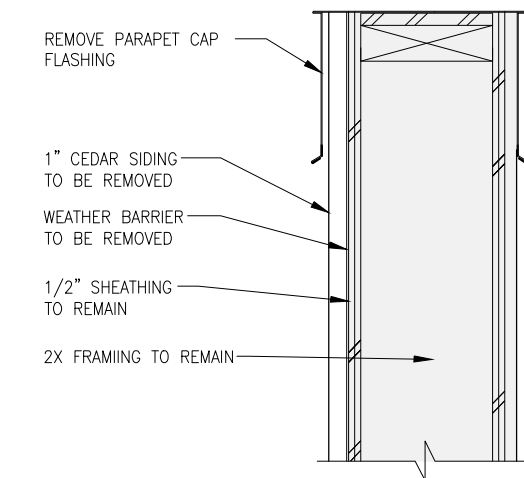
4 SIDING TRANSITION DETAIL - NEW  
GRAPHIC SCALE: 1/2" 1" 3" 6" 2"



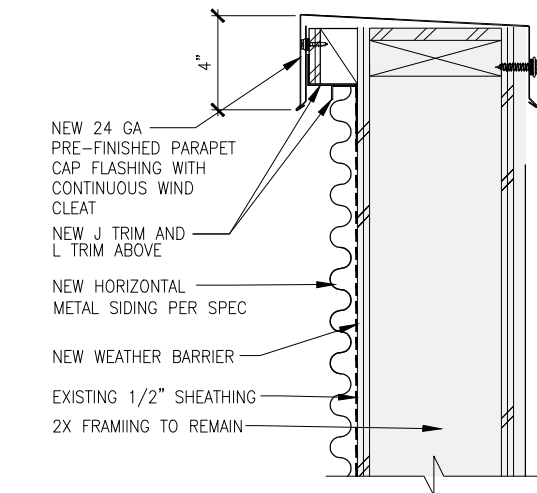
5 BASE TRANSITION DETAIL - DEMO  
GRAPHIC SCALE: 1/2" 1" 3" 6" 2"



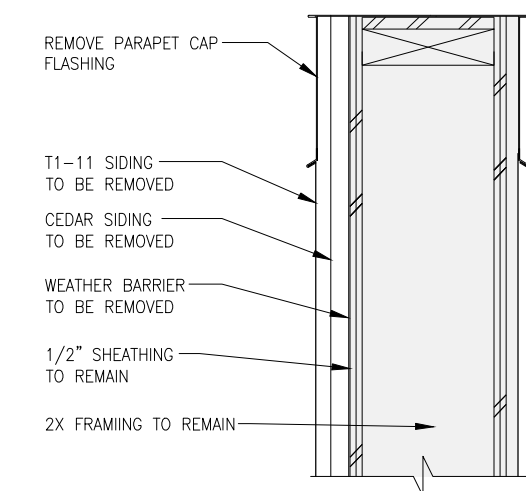
6 BASE TRANSITION DETAIL - NEW  
GRAPHIC SCALE: 1/2" 1" 3" 6" 2"



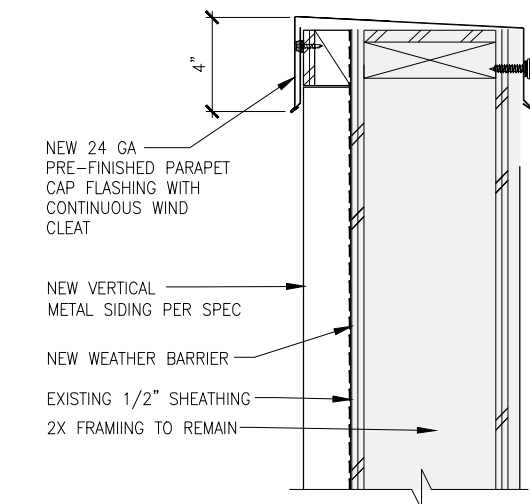
7 WALL TRANSITION DETAIL - DEMO  
GRAPHIC SCALE: 1/2" 1" 3" 6" 2"



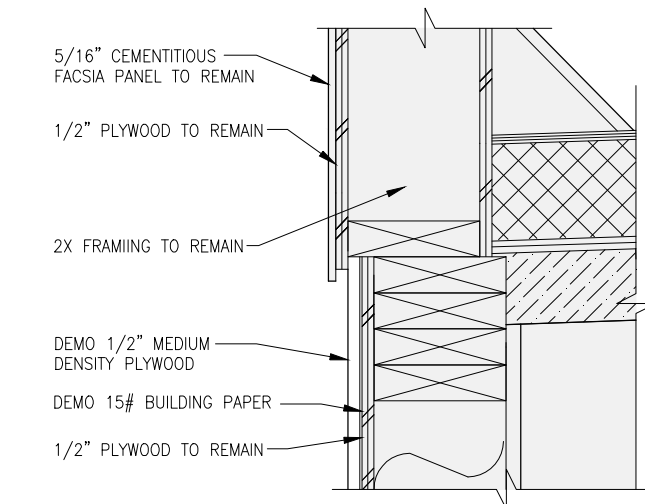
8 WALL TRANSITION DETAIL - NEW  
GRAPHIC SCALE: 1/2" 1" 3" 6" 2"



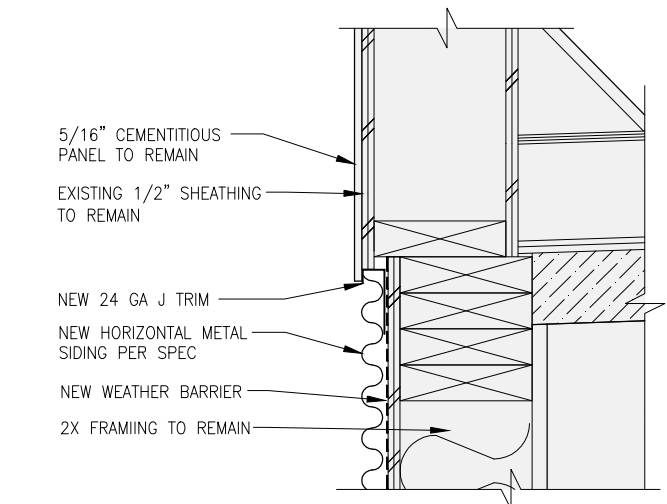
9 WALL TRANSITION DETAIL - DEMO  
GRAPHIC SCALE: 1/2" 1" 3" 6" 2"



10 WALL TRANSITION DETAIL - NEW  
GRAPHIC SCALE: 1/2" 1" 3" 6" 2"




11 WALL TRANSITION - DEMO  
GRAPHIC SCALE: 1/2" 1" 3" 6" 2"



12 WALL TRANSITION - NEW  
GRAPHIC SCALE: 1/2" 1" 3" 6" 2"

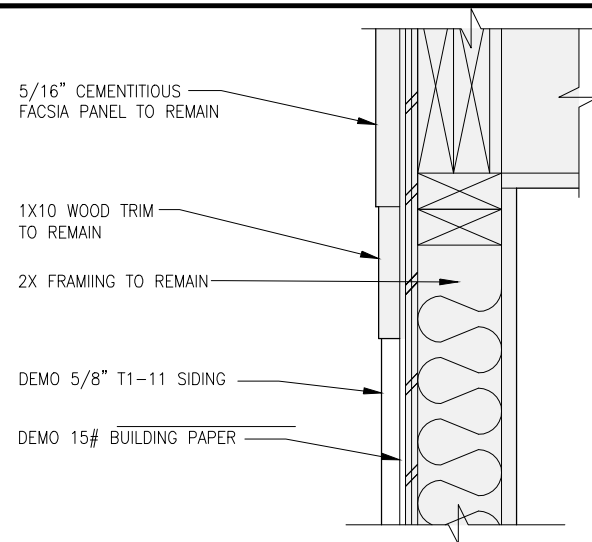
CHAPMAN ELEMENTARY SCHOOL  
WINDOW & SIDING REPLACEMENT  
CONTRACT DOCUMENTS  
ANCHOR POINT, ALASKA

Revisions:



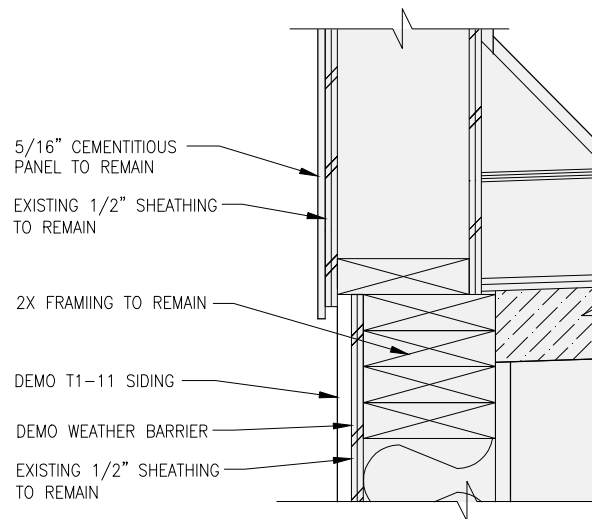
Date: MAY 6, 2015  
Drawn: MCM  
Checked: CMP  
Project: 1025  
File Name: 1025.DWG  
Sheet Title: DETAILS





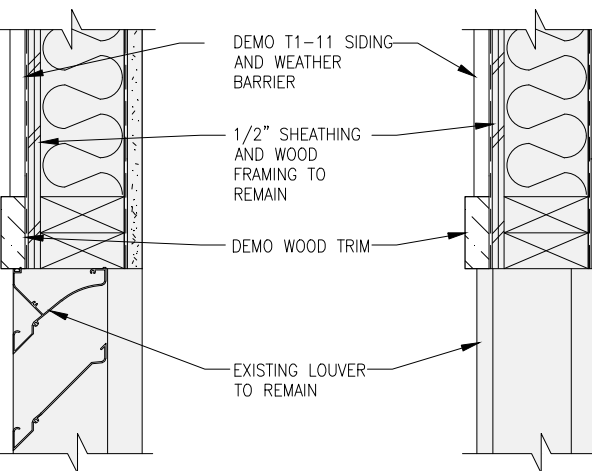
1 WALL TRANSITION - DEMO

GRAPHIC SCALE: 1/2" 1" 3" 6"



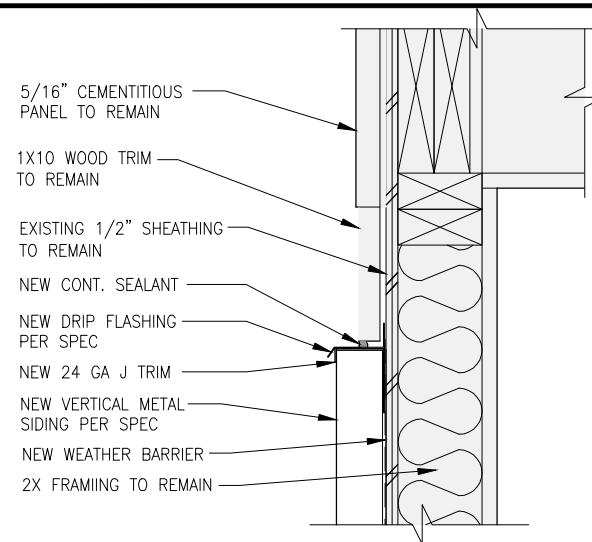
5 WALL TRANSITION - DEMO

GRAPHIC SCALE: 1/2" 1" 3" 6"



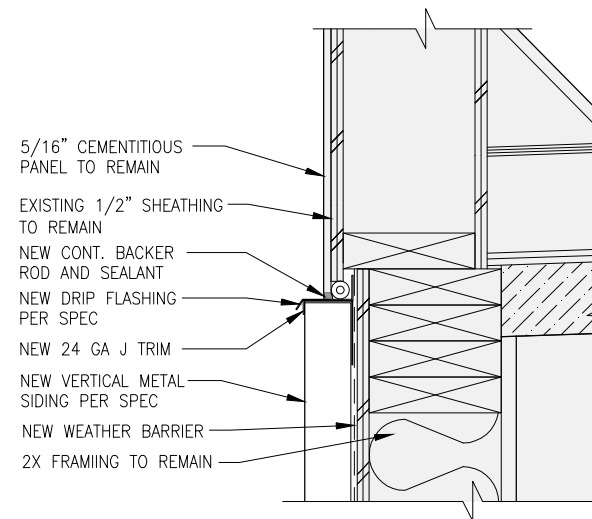
9 LOUVER FLASHING DETAIL - DEMO

GRAPHIC SCALE: 1/2" 1" 3" 6"



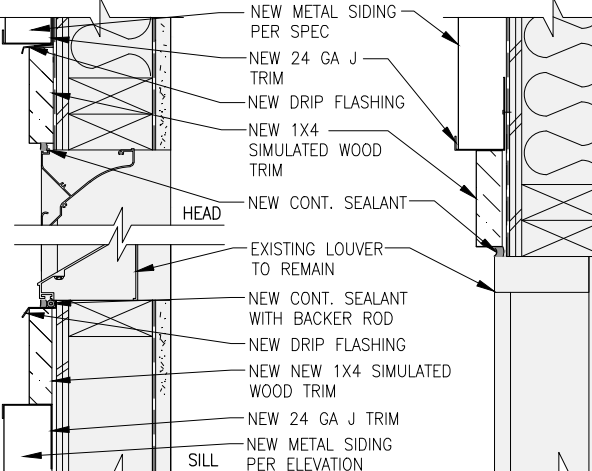
2 WALL TRANSITION - NEW

GRAPHIC SCALE: 1/2" 1" 3" 6"



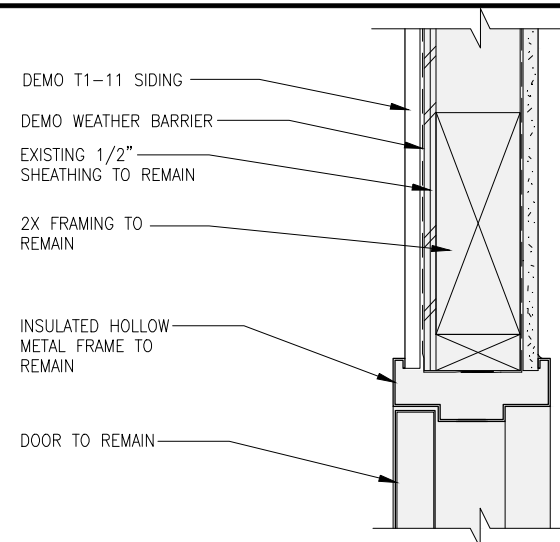
6 WALL TRANSITION - NEW

GRAPHIC SCALE: 1/2" 1" 3" 6"



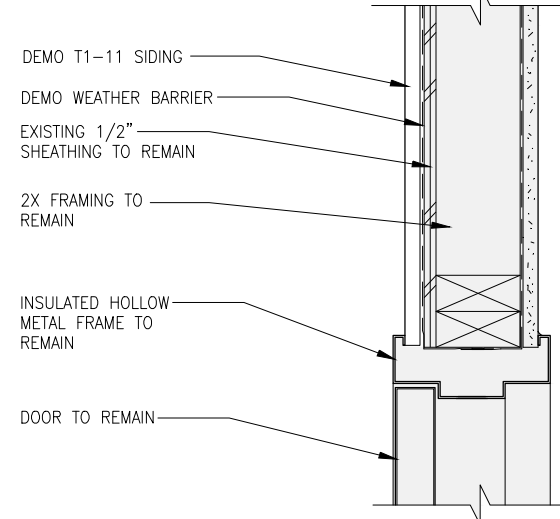
10 LOUVER FLASHING DETAIL - NEW

GRAPHIC SCALE: 1/2" 1" 3" 6"



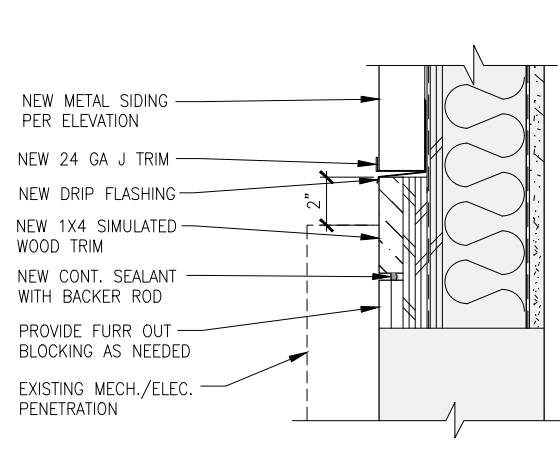
3 DOOR HEAD - DEMO

GRAPHIC SCALE: 1/2" 1" 3" 6"



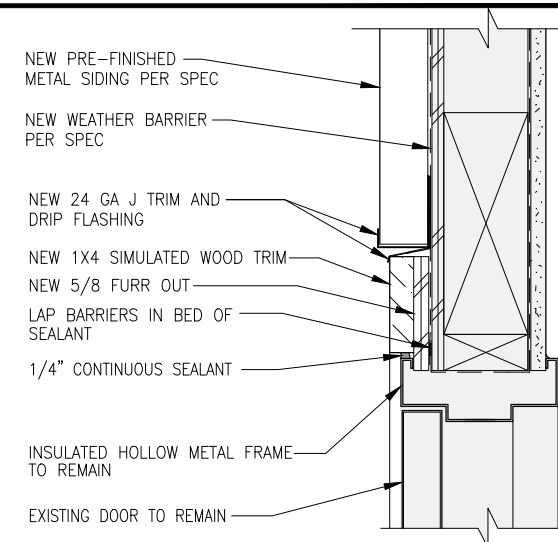
7 DOOR JAMB - DEMO

GRAPHIC SCALE: 1/2" 1" 3" 6"



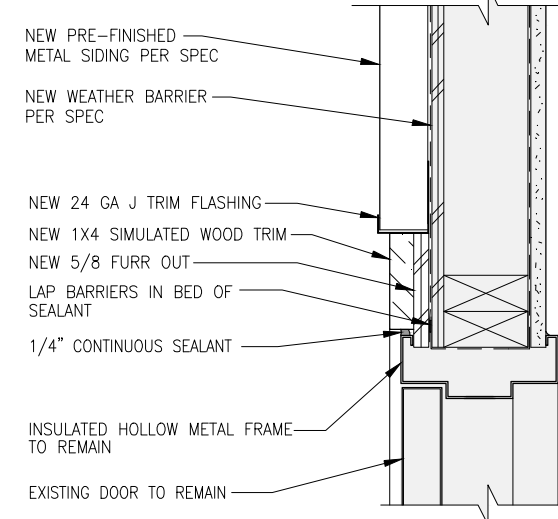
11 BLOCKOUT DETAIL - HEAD

GRAPHIC SCALE: 1/2" 1" 3" 6"



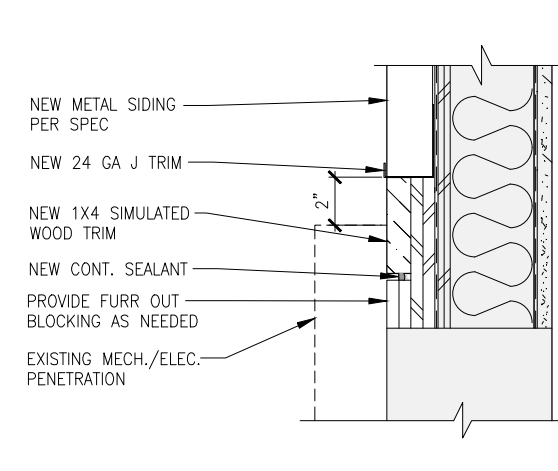
4 DOOR HEAD - NEW

GRAPHIC SCALE: 1/2" 1" 3" 6"



8 DOOR JAMB - NEW

GRAPHIC SCALE: 1/2" 1" 3" 6"



12 BLOCKOUT DETAIL - JAMB/SILL

GRAPHIC SCALE: 1/2" 1" 3" 6"