









SAJJ Architecture (SAJJ) is not responsible for safety programs, methods or procedures of operation, or the construction of the design shown on these drawings. Drawings are for use on this project only and are not intended for reuse without written approval from SAJJ. Drawings are also not to be used in any manner that would constitute a detriment directly or indirectly to SAJJ ARCHITECTURE, LLC.

STRUCTURAL ENGR: OIEN ASSOCIATES, INC. BEN OIEN, P.E. 16922 HANSON DRIVE EAGLE RIVER, AK 99577 907-694-0507(T) 907-694-0508(F)	MECHANICAL ENGR: UNI-GROUP ENGINEERS, INC. CHARLIE CHIEN, PE, CCCA 12350 INDUSTRY WAY, UNIT 202 ANCHORAGE, AK 99515 907-343-3647(F) 907-345-3648(F)	ELECTRICAL ENGR: EIC ENGINEERS ERIC COWLING, P.E. 6927 OLD SEWARD HWY #200 ANCHORAGE, AK 99518 907-349-9712(T) 907-349-9713(F)
--	---	--

SURVEY: KODIAK LAND SURVEYING JIM 1241 SAWMILL CIRCLE KODIAK, AK 907-486-1945(T)	ARCHITECT: SAJJ ARCHITECTURE, LLC SCOTT ALLAN JONES, AIA 6375 KULIS DRIVE ANCHORAGE, AK 99502 907-440-6606(T)	GENERAL CONTRACTOR: TBD
--	---	-----------------------------------

VICINITY MAP: 	ABBREVIATIONS: AFF ABOVE FINISHED FLOOR BO BY OWNER EA EACH EQ EQUAL [E] EXISTING FFL FINISHED FLOOR LINE GWB GYPSUM WALL BOARD O.C. ON CENTER SF SQUARE FOOT TYP TYPICAL V/B VAPOR BARRIER DOOR TYPES: FLUSH (SEE DRAWINGS) <table border="1"> <tr> <th>ROOM NAME</th> <th>ROOM NAME AND NUMBER</th> </tr> <tr> <td>NUMBER</td> <td></td> </tr> </table>	ROOM NAME	ROOM NAME AND NUMBER	NUMBER		SYMBOLS:  DOOR TYPE  WINDOW TYPE  WALL TYPE  WALL SECTION  DETAIL  1 INTERIOR ELEVATION  REVISION
ROOM NAME	ROOM NAME AND NUMBER					
NUMBER						

DRAWING INDEX

ARCHITECTURAL: A1.0 CODE STUDY A1.1 FIRE DIAGRAM A2.0 WALL, FLOOR, CEILING ASSEMBLY A2.1 FOUNDATION PLAN A2.2 MAIN LEVEL PLAN A2.3 UPPER LEVEL PLAN A2.4 ROOF PLAN A2.5 PLAN - LOWER LVL - FFP A2.6 PLAN - UPPER LVL - FFP A2.7 RCP - MAIN LEVEL A2.8 RCP - UPPER LEVEL A3.1 ELEVATIONS A3.2 ELEVATIONS A3.3 SECTION A3.4 SECTION A4.1 JANITOR / RESTROOMS A4.2 KITCHEN / PANTRY A4.3 RECEPTION / GATHERING ROOM A4.4 UPPER UNIT KITCHEN A4.5 UPPER LEVEL BATHS A5.1-3 SCHEDULES A6.1-2 3D A6.3.4 3D INTERIOR (FOR REFERENCE ONLY) ST.01 STAIR DETAIL	MECHANICAL: M1.0 GENERAL MECHANICAL NOTES M1.1 MECHANICAL EQUIPMENT SCHEDULES M1.2 MECHANICAL EQUIPMENT SCHEDULES M1.3 MECHANICAL SPECIFICATIONS M2.0 MECHANICAL PLAN - UNDERFLOOR M2.1 MECHANICAL PLAN - MAIN LEVEL M2.2 MECHANICAL PLAN - UPPER LEVEL M2.3 MECHANICAL PLAN - ROOF M3.1 RADNT SYSTEM PLAN - MAIN LEVEL M3.2 RADNT SYSTEM PLAN - UPPER LEVEL M4.1 MECHANICAL VIEW - BUILDING VIEW 1 M4.2 MECHANICAL VIEW - BUILDING VIEW 2 M5.1 MECHANICAL AREA PLAN(S), VIEWS M5.2 MECHANICAL AREA PLAN(S), VIEWS M5.3 MECHANICAL AREA PLAN(S), VIEWS M5.4 MECHANICAL AREA PLAN(S), VIEWS	ELECTRICAL: E0.1 LEGEND E0.2 SPEC E0.3 SCHEDULES E1.1 CRAWLSPACE ELECTRICAL PLAN FP-01 1ST FLOOR FIRE SPRINKLER FP-02 2ND FLOOR FIRE SPRINKLER FP-03 FIRE SPRINKLER RISE DETAIL E2.1 LEVEL 1 LIGHTING PLAN E2.2 LEVEL 2 LIGHTING PLAN E3.1 LEVEL 1 POWER AND SIGNAL PLAN E3.2 LEVEL 2 POWER AND SIGNAL PLAN E4.1 ONE-LINE DIAGRAMS, DETAILS, AND SCHEDULES E5.1 PANEL SCHEDULES E5.2 PANEL SCHEDULES
STRUCTURAL: S0.1 STRUCTURAL NOTES S1.1 FOUNDATION PLAN S2.1 FIRST FLOOR FRAMING PLAN S2.2 SECOND FLOOR FRAMING PLAN S3.1 ROOF FRAMING PLAN S4.1 SHEAR PLANS S5.1 BUILDING SECTIONS S5.2 WALL SECTIONS		

CODE ANALYSIS AND NOTES:																			
LEGAL DESCRIPTION:	N/A																		
ZONING DISTRICT:	OUZINKIE, ALASKA																		
PARCEL / GRID:	XXX																		
APPLICABLE CODES:	2012 IBC, 2012 IEBC, 2012 IFC, 2012 IMC, 2012 UPC, & AK STATE FM AMENDMENTS																		
OCCUPANCY GROUP:	"B" [BUSINESS] + "A-3" ASSEMBLY + "R-2" RESIDENTIAL																		
CONSTRUCTION TYPE:	TYPE 5B																		
BASIC ALLOWABLE AREA:	"B" 2-STORY / 9,000 SF "A-3" 1-STORY / 6,000 SF "R-2" 2-STORY / 7,000 SF																		
ACTUAL AREA:	<table border="1"> <tr> <th></th> <th>1ST FLOOR</th> <th>2ND FLOOR</th> </tr> <tr> <td>"B"</td> <td>2,953 SF</td> <td>1,642 SF</td> </tr> <tr> <td>"A-3"</td> <td>1,437 SF</td> <td>3,786 SF</td> </tr> <tr> <td>"ACCESSORY"</td> <td>140 SF (MECH)</td> <td></td> </tr> <tr> <td>"KITCHEN"</td> <td>839 SF</td> <td></td> </tr> <tr> <td></td> <td>5,617 SF (TOTAL) (1ST LEVEL)</td> <td>5, 568 SF (TOTAL) (2ND FLOOR)</td> </tr> </table>		1ST FLOOR	2ND FLOOR	"B"	2,953 SF	1,642 SF	"A-3"	1,437 SF	3,786 SF	"ACCESSORY"	140 SF (MECH)		"KITCHEN"	839 SF			5,617 SF (TOTAL) (1ST LEVEL)	5, 568 SF (TOTAL) (2ND FLOOR)
	1ST FLOOR	2ND FLOOR																	
"B"	2,953 SF	1,642 SF																	
"A-3"	1,437 SF	3,786 SF																	
"ACCESSORY"	140 SF (MECH)																		
"KITCHEN"	839 SF																		
	5,617 SF (TOTAL) (1ST LEVEL)	5, 568 SF (TOTAL) (2ND FLOOR)																	
TOTAL BLDG SF:	11,185 SF																		
OCCUPANT LOADS:	<table border="1"> <tr> <th></th> <th>1ST FLOOR</th> <th>2ND FLOOR</th> </tr> <tr> <td>"B"</td> <td>2,953/100 = 29p</td> <td>1,642/100 = 16p</td> </tr> <tr> <td>"A-3"</td> <td>1,437/15 = 96p</td> <td>3,786/200 = 19p</td> </tr> <tr> <td>"MECH"</td> <td>140/100 = 1p</td> <td></td> </tr> <tr> <td>"KITCHEN"</td> <td>839/200 = 4p</td> <td></td> </tr> <tr> <td></td> <td>120p (TOTAL) (1ST LEVEL)</td> <td>35p (TOTAL) (2ND FLOOR)</td> </tr> </table>		1ST FLOOR	2ND FLOOR	"B"	2,953/100 = 29p	1,642/100 = 16p	"A-3"	1,437/15 = 96p	3,786/200 = 19p	"MECH"	140/100 = 1p		"KITCHEN"	839/200 = 4p			120p (TOTAL) (1ST LEVEL)	35p (TOTAL) (2ND FLOOR)
	1ST FLOOR	2ND FLOOR																	
"B"	2,953/100 = 29p	1,642/100 = 16p																	
"A-3"	1,437/15 = 96p	3,786/200 = 19p																	
"MECH"	140/100 = 1p																		
"KITCHEN"	839/200 = 4p																		
	120p (TOTAL) (1ST LEVEL)	35p (TOTAL) (2ND FLOOR)																	
TOTAL OCCUPANT LOAD:	155p																		
SPRINKLER SYSTEM:	YES - DEFERRED SUBMITTAL BY CHINOOK																		
INCREASES:	N/A																		
REQUIRED EGRESS:	(5) EXITS FROM MAIN LEVEL PROVIDED (DIRECT TO EXTERIOR) (2) EXITS FROM UPPER LEVEL PROVIDED ((1) DIRECT TO EXTERIOR) EGRESS WINDOWS PROVIDED AT SLEEPING ROOMS																		
REQUIRED SEPARATION:	"B" TO "A-3" = 1-HR SEPARATION PER TABLE 508.3.3 "A-3" TO "R-2" = 1-HR SEPARATION PER TABLE 508.3.3 "R-2" TO "B" = 1-HR SEPARATION PER TABLE 508.3.3																		
TRAVEL DISTANCES:	SEE SHEET A1.1 (FIRE DIAGRAM) FOR TRAVEL DISTANCES (MAX. DIST. = 82'-6")																		
YARD REQUIREMENTS:	+ 10'-0" FROM PROPERTY LINE - TYPICAL																		
HEIGHT OF STRUCTURE:	29'-8" (PROPOSED)																		
ADA REQUIRED:	ACCESSIBLE ROUTE, HC BATHS PROVIDED																		
PARKING REQUIREMENTS:	SEE SITE PLAN / SURVEY																		
LOT SIZE/COVERAGE:	SEE SITE PLAN / SURVEY																		



REV NO: DATE

SAJJ ARCHITECTURE, LLC
6375 KULIS DRIVE, ANCHORAGE, ALASKA 99502
#907-440-6606 #907-258-6606 (FAX)
SCOTT A. JONES

OUZINKIE OFFICE
OUZINKIE NATIVE CORP

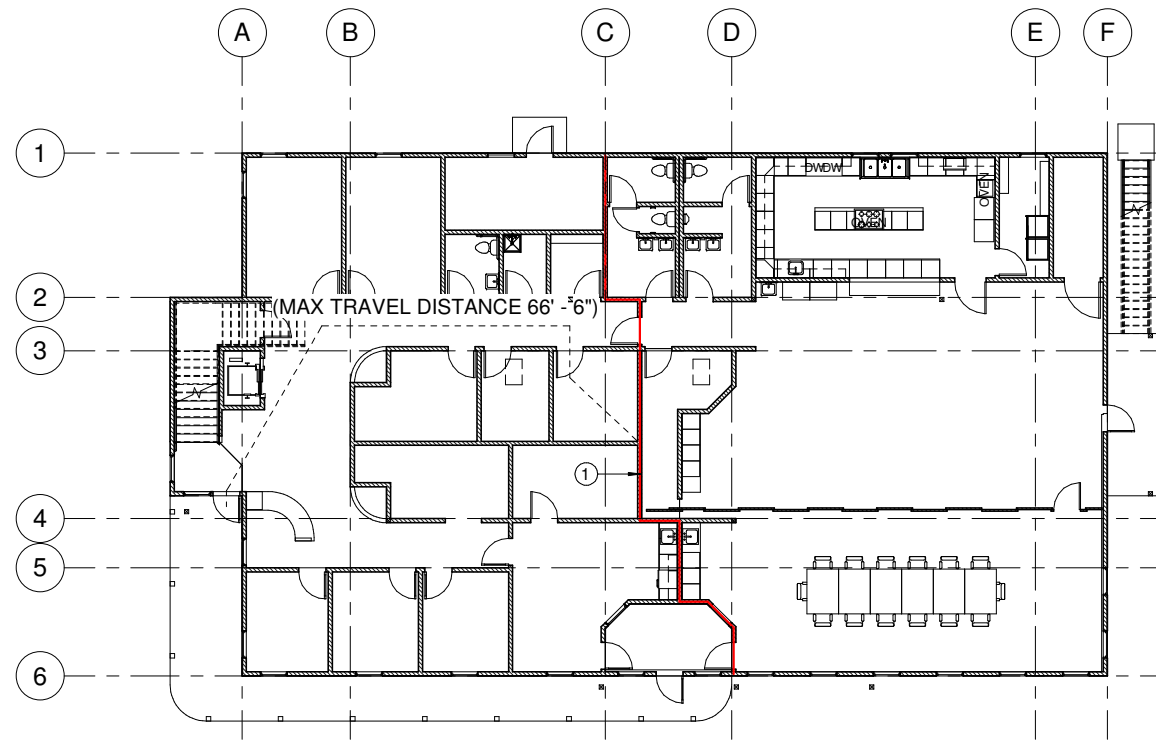
DR: KBK
CK: SAJ
DT: 31 OCT 17
JB: OUZINKIE
DWG: CODE STUDY

A1.0

GENERAL NOTES:

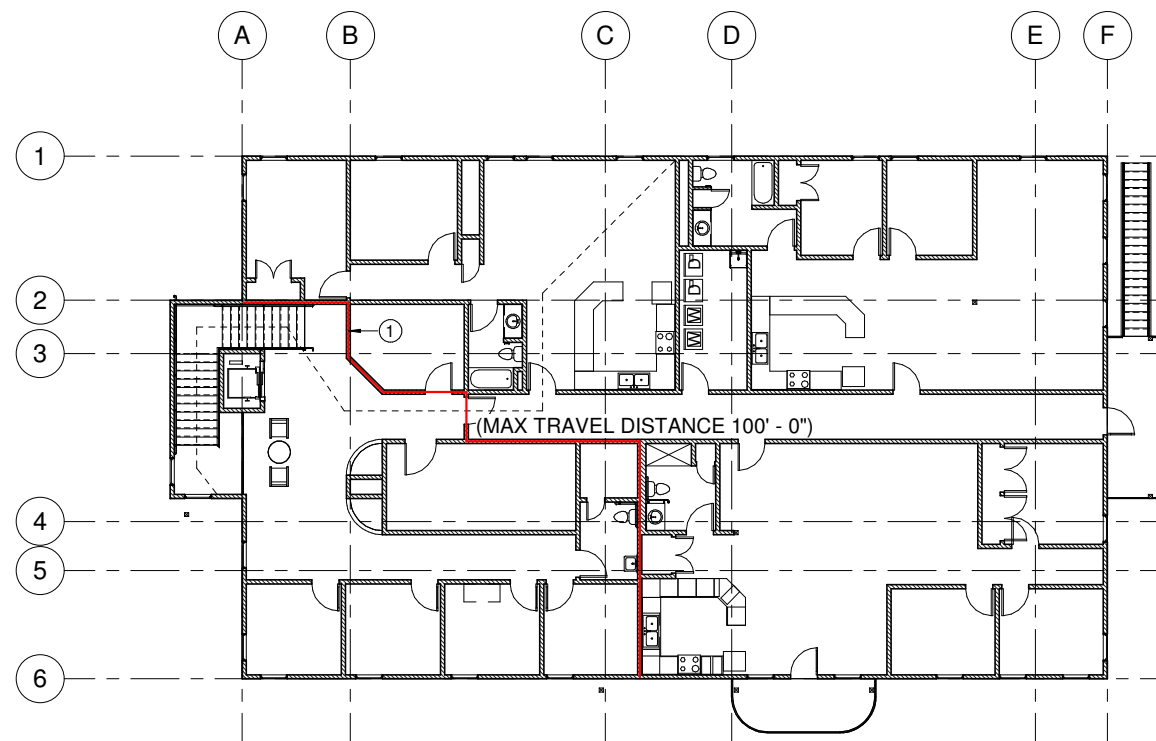
1. ALL DIMENSIONS ARE TO THE FACE OF STUD, TO THE GRID LINE, OR TO THE CENTER OF THE OPENINGS AND ARE MINIMUMS UNLESS NOTED OTHERWISE AND MUST BE MAINTAINED.
2. ALL WORK SHALL BE PERFORMED IN ACCORDANCE WITH THE MOST RECENTLY ADOPTED EDITION OF THE BUILDING CODE, MECHANICAL CODE, THE ELECTRICAL CODE, FIRE CODE, AND ALL OTHER LOCAL ALASKA STATE AND INTERNATIONAL CODE REQUIREMENTS AND AMENDMENTS.
4. PROVIDE FIRE BLOCKING IN WALLS AT 10'-0" AND AT CEILINGS. PROVIDE ALL OTHER FIRE BLOCKING AS REQUIRED BY THE IFC
5. 7"(MAX) RISER HEIGHT/11"(MIN) RUN LENGTH W/ 3/4" ROUNDED NOSE(MAX) 1-1/2" DIA. HANDRAIL AT 36" AFF/NOSE OF TREAD(CONT.)(BOTH SIDE OF STAIRS) EXTEND HANDRAIL 12" (MIN) HORIZONTAL PAST BOTTOM/TOP STEPS.
6. EXTERIOR LANDINGS TO HAVE 1/4" HEIGHT DIFFERENTIAL (MAX) W/ BEVEL FOR MAX. DISTANCE OF 5 3/4" AS PER ANSI-A117.1-03 (303.3, 304.3.2)
7. GUARDRAILS TO BE 42" ABOVE FINISH FLOOR AND BUILT TO WITHSTAND 300#S PER LIN. FT. OF OVERTURNING FORCE.

FIRE DIAGRAM - TRAVEL DISTANCES - EXITS :



1 FIRE DIAGRAM - MAIN LEVEL

3/32" = 1'-0"



2 FIRE DIAGRAM - UPPER LEVEL

3/32" = 1'-0"

FIRE STUDY - RATED ASSEMBLIES - NOTES:

- 1 1-HR FIRE SEPARATION = ——
- 2 ADD SIGN "NOT AN EXIT"
- 3 EXIT DOOR (MIN. 32" NET OPENING)
(SEE ALSO PLANS/SCHEDULES FOR REFERENCE)
- 4 PROVIDE EXIT SIGNS W/ 6" HIGH LETTERS
- E MAIN "ENTRANCE"

FIRE / EXIT / EGRESS SYMBOLS NOTES:

EMERGENCY LIGHTING/SIGNAGE

EXIT SIGN

EMERGENCY LIGHTS

[SEE ELECTRICAL PLANS FOR EMERGENCY LIGHTING]

FE = FIRE EXTINGUISHER
(SEE PLANS FOR LOCATIONS - 1-PER AREA)
TYPE: 2A-20 B C

FIRE HYDRANT SUMMARY:

N/A

TRAVEL DISTANCE:

GREATEST TRAVEL DISTANCE = 100 FT. <250' = OK

PROJECT DESCRIPTION - BASE BID:

MAIN LEVEL: 5617 SF
UPPER LEVEL: 5428 SF

LEGAL DESCRIPTION

XXXX

OWNER INFO

OUZINKIE NATIVE CORPORATION
11001 O'MALLEY CENTRE DRIVE #204, ANCHORAGE, AK 99515
907-561-2452(T)

FIRE CODE DIAGRAMS, NOTES
NTS



REV NO: DATE

SAJJ ARCHITECTURE, LLC
6375 KULIS DRIVE, ANCHORAGE, ALASKA 99502
#907-440-6606 #907-258-6606 (FAX)
SCOTT A. JONES

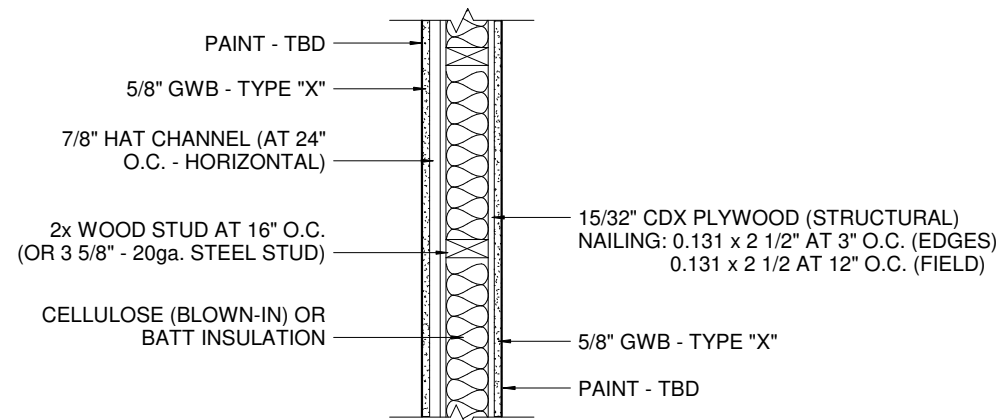
OUZINKIE OFFICE
OUZINKIE NATIVE CORP

DR: KBK
CK: SAJ
DT: 31 OCT 17
JB: OUZINKIE
DWG: FIRE DIAGRAM

A1.1

SHEET NOTES:

- PROVIDE FLEXIBLE FIRE-RATED SEALANT AT JOISTS, DOOR JAMBS, RAISED OPENINGS - TYPICAL.
- SEPERATE RATED ELECTRICAL BOXES BY MIN. OF (1) STUD BAY OR LAYER OF INSULATION - TYPICAL UNIT TO UNIT
- CARPET/FLOORING FLAME SPREAD: MATERIAL TO COMPLY W/ CLASS "C" FLAME SPREAD INDEX (AS PER IBC TABLE 803.9 FOR "R-2" OCCUPANCY) CLASS C: FLAME SPREAD INDEX 76-200; SMOKE - DELIVERED INDEX 0-450



AX — TYPE "X" [1-HR FIRE]

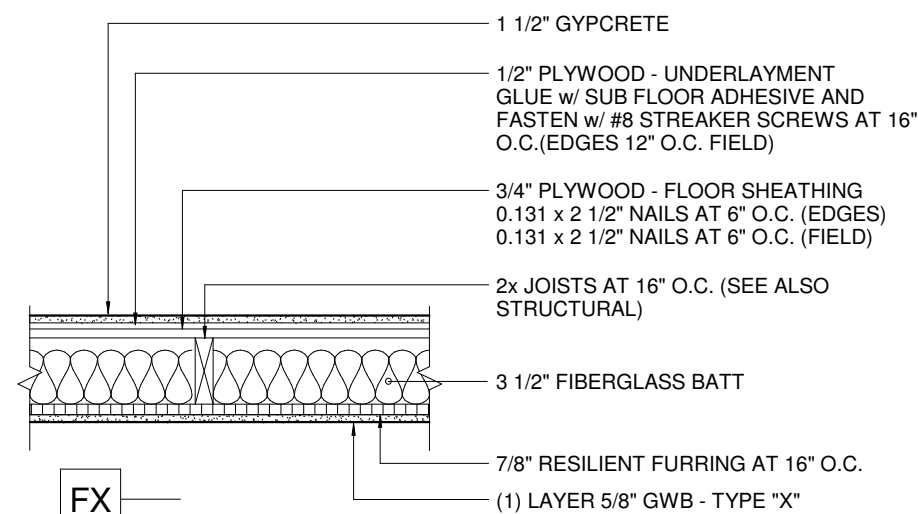
WALL TYPES - INTERIOR (PLAN)

REF.: GA FILE NO. WP3230 / STC 50+ (MODIFIED FOR STRUCTURAL SHEAR REQ'TS)

RESILIENT CHANNELS 24" O.C. ATTACHED AT RIGHT ANGLES TO ONE SIDE OF 2 x 4 WOOD STUDS 16" O.C. WITH 6d COATED NAILS, 1 7/8" LONG, 0.086" SHANK, 1/4" HEADS. 1/2" x 3" GYPSUM WALLBOARD FILLER STRIPS ATTACHED TO PLATE AT FLOOR LINE WITH 6d NAILS. ONE LAYER 5/8" TYPE "X" GYPSUM WALLBOARD OR GYPSUM VENEER BASE APPLIED PARALLEL TO CHANNELS WITH 1" TYPE "S" DRYWALL SCREWS 6" O.C. AT HORIZONTAL JOINTS AND 12" O.C. AT INTERMEDIATE CHANNELS.

OPPOSITE SIDE: ONE LAYER 5/8" TYPE "X" GYPSUM WALLBOARD OR GYPSUM VENEER BASE APPLIED AT RIGHT ANGLES TO STUDS WITH 6d NAILS 8" O.C. (OR 1 1/4" #6 COURSE TREAD DRYWALL SCREWS AT 8" O.C.)

END JOINTS STAGGERED 48" ON OPPOSITE SIDES. SOUND TESTED WITH 3 1/2" GLASS FIBER INSULATION IN STUD SPACE. (LOAD BEARING)



TYP. FLOOR/CEIING ASSEMBLY: 1-HR (SECTION)

REF.: GA FILE NO. FC 5120(SIM) / STC = 50+(CONTINUOUS AT ALL FLOOR/CEILING ASSEMBLIES, U.N.O.)

ONE LAYER 5/8" TYPE "X" GYPSUM WALLBOARD OR GYPSUM VENEER BASE APPLIED AT RIGHT ANGLES TO RESILIENT CHANNELS 24" O.C. WITH 1" TYPE "S" DRYWALL SCREWS 8" O.C. AT ENDS AND 12" O.C. AT INTERMEDIATE FURRING CHANNELS. GYPSUM BOARD END JOINTS LOCATED MIDWAY BETWEEN CONTINUOUS CHANNELS AND ATTACHED TO ADDITIONAL PIECES OF CHANNEL 64" LONG WITH SCREWS 8" O.C. RESILIENT FURRING CHANNELS APPLIED AT RIGHT ANGLES TO 2 x 10 WOOD JOISTS 16" O.C. WITH 6d COATED NAILS, 1 7/8" LONG, 0.085" SHANK, 1/4" HEADS, TWO PER JOIST. WOOD JOISTS SUPPORTING 5/8" INTERIOR PLYWOOD WITH EXTERIOR GLUE SUBFLOOR AND 3/8" PARTICLE BOARD, 1.5 psf. [OR 1/2" PLYWOOD SUBFLOOR, 1.5 psf], 3 1/2" GLASS FIBER INSULATION BATTS, 0.7 pcf, FRICTION FIT IN JOIST CAVITIES SUPPORTED ALTERNATELY EVERY 12" BY WIRE RODS AND RESILIENT FURRING CHANNELS. (BATT MAY ALSO BE STAPLED TO JOISTS)




REV NO: DATE

SAJJ ARCHITECTURE, LLC
 6375 KULIS DRIVE, ANCHORAGE, ALASKA 99502
 #907-440-6606 #907-258-6606 (FAX)
 SCOTT A. JONES

OUZINKIE OFFICE
 OUZINKIE NATIVE CORP

DR: KBK
 CK: SAJ
 DT: 31 OCT 17
 JB: OUZINKIE
 DWG: WALL, FLOOR, CEILING ASSEMBLY

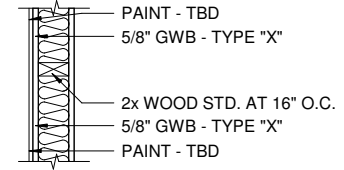
A2.0



SHEET NOTES

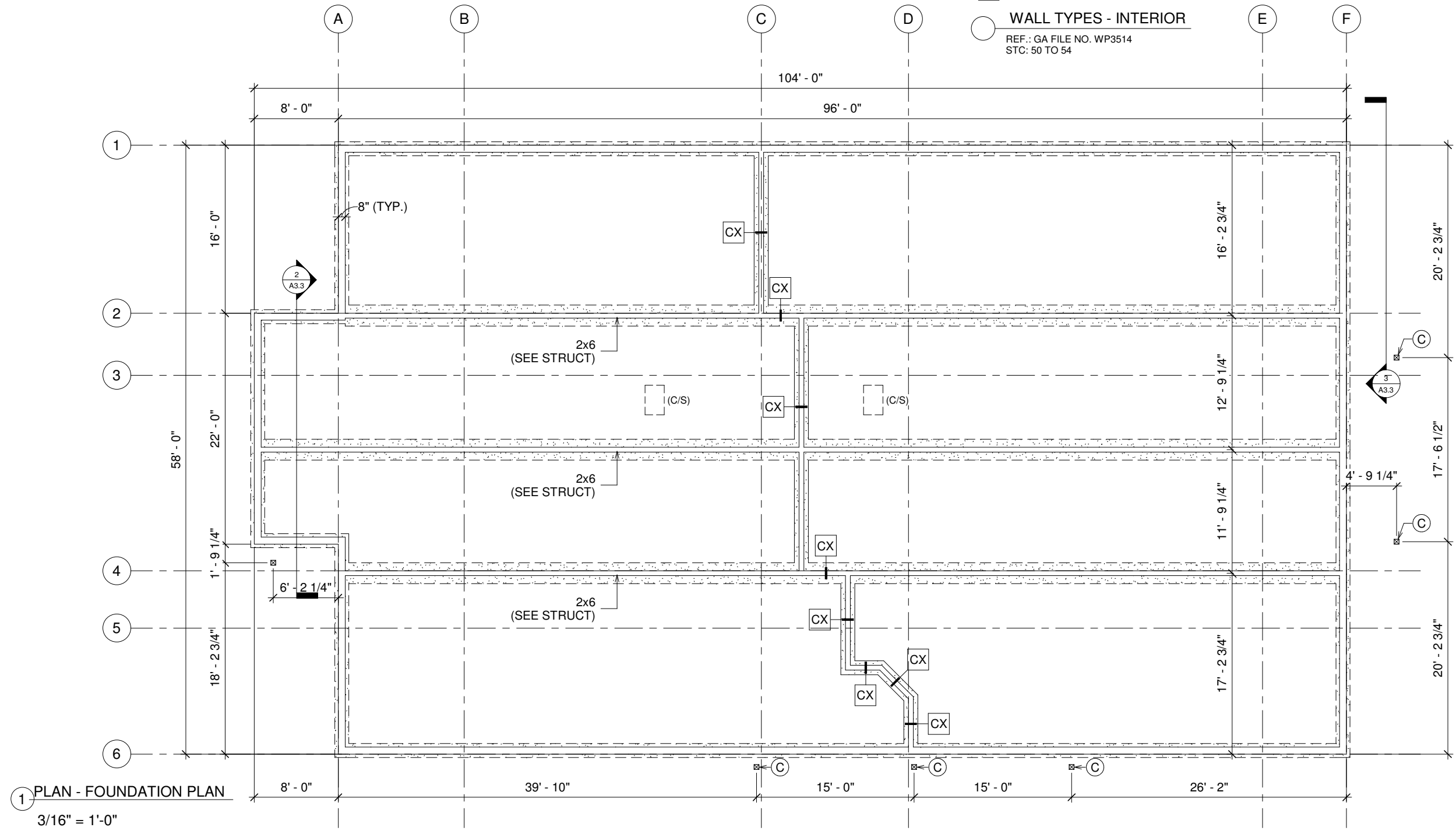
(C/S) CRAWL SPACE ACCESS 22" x 34"

NOTE: SEE STRUCTURAL FOR FOUNDATION



CX TYPE "X" [1-HR FIRE]

WALL TYPES - INTERIOR
REF.: GA FILE NO. WP3514
STC: 50 TO 54



1 PLAN - FOUNDATION PLAN
3/16" = 1'-0"

REV NO: DATE

SAJJ ARCHITECTURE, LLC
6375 KULIS DRIVE, ANCHORAGE, ALASKA 99502
#907-440-6606 #907-258-6606 (FAX)
SCOTT A. JONES

OUZINKIE OFFICE
OUZINKIE NATIVE CORP

DR: KBK
CK: SAJ
DT: 31 OCT 17
JB: OUZINKIE
DWG: FOUNDATION PLAN

A2.1



REV NO: DATE

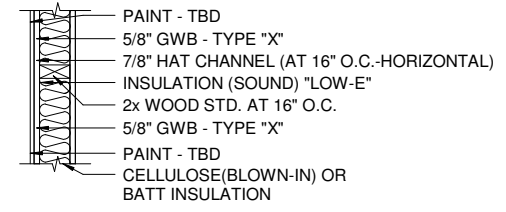
SAJJ ARCHITECTURE, LLC
 6375 KULIS DRIVE, ANCHORAGE, ALASKA 99502
 SCOTT A. JONES #907-440-6606 #907-258-6606 (FAX)

OUZINKIE OFFICE
 OUZINKIE NATIVE CORP

DR: KBK
 CK: SAJ
 DT: 31 OCT 17
 JB: OUZINKIE
 DWG: MAIN LEVEL PLAN

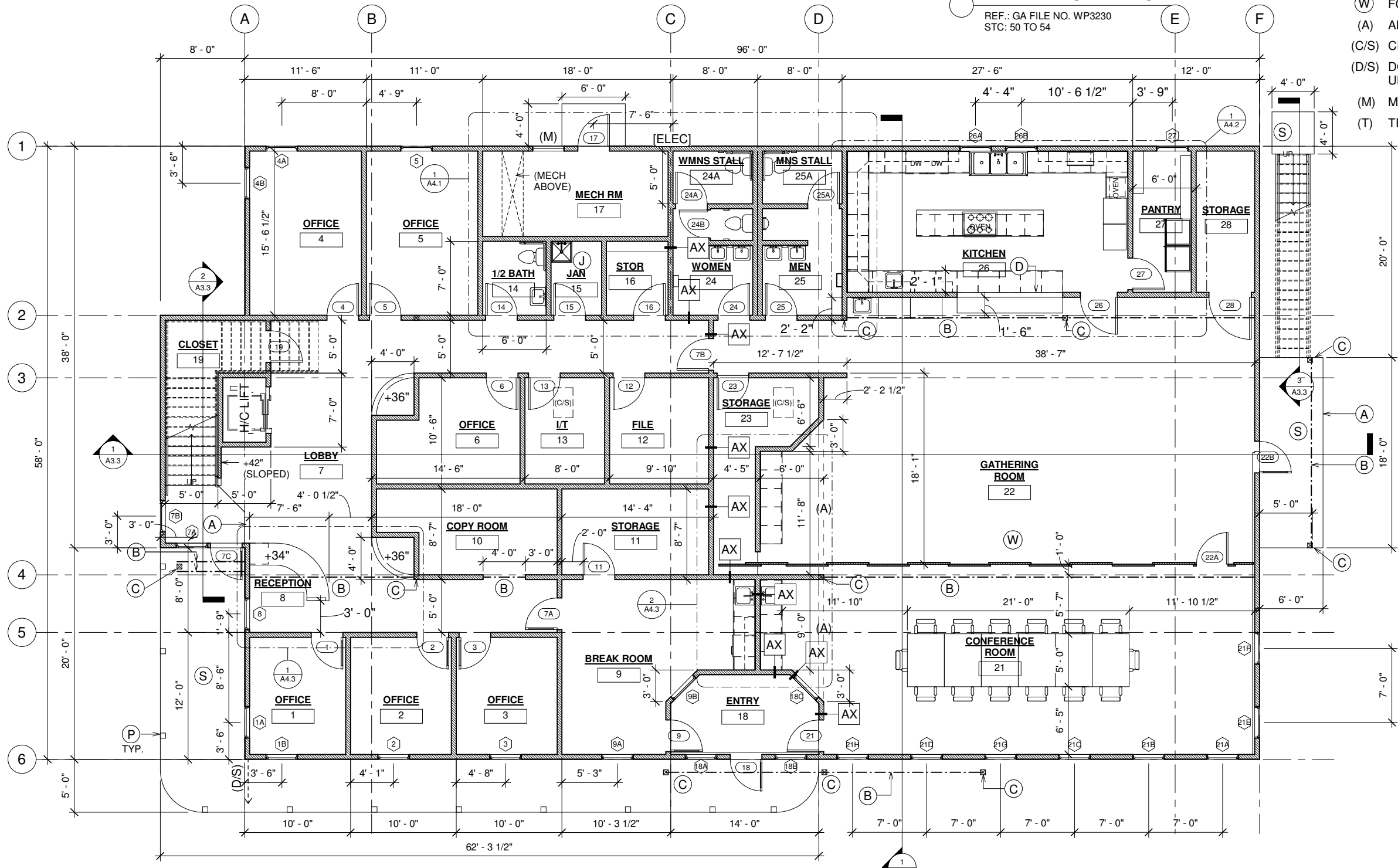
A2.2

- SHEET NOTES**
- (A) LINE OF BUILDING / DECK (ABOVE)
 - (B) BEAM / LINE OF BEAM (ABOVE)
 - (C) COLUMN (SEE STRUCT.)
 - (D) ROLL UP DOOR
 - (J) MOP SINK 2' - 6" x 2' - 6"
 - (P) BOLLARD 6" x 6" (WOOD)
 - (S) 3 x 6 PT BOARD WALK
 - (W) FOLDING WALL SYSTEM
 - (A) ALIGNED
 - (C/S) CRAWL SPACE ACCESS 22" x 34"
 - (D/S) DOWNSPOUT (6" POLY PIPE UNDER BOARDWALK)
 - (M) MECHANICAL LOUVER / VENT
 - (T) TEMPERED / SAFETY GLAZING



AX — TYPE "X" [1-HR FIRE]


WALL TYPES - INTERIOR
 REF.: GA FILE NO. WP3230
 STC: 50 TO 54



1 PLAN - MAIN LEVEL
 3/16" = 1'-0"

SF (GATHERING + CONFERENCE) = 1537 SF
 SF (KITCHEN +) = 839 SF
 SF (OFFICE +) = 3093 SF
 SF (TOTAL) = 5617 SF

"IIX17 DRAWINGS ARE HALF THE INDICATED SCALE"



REV NO: DATE

SAJJ ARCHITECTURE, LLC
 6375 KULIS DRIVE, ANCHORAGE, ALASKA 99502
 #907-440-6606 #907-258-6606 (FAX)

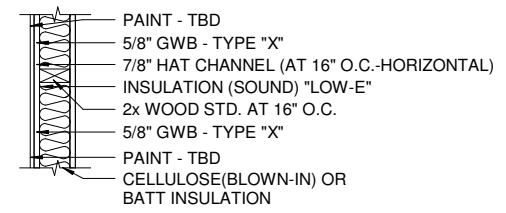
OUZINKIE OFFICE
 OUZINKIE NATIVE CORP

DR: KBK
 CK: SAJ
 DT: 31 OCT 17
 JB: OUZINKIE
 DWG: UPPER LEVEL PLAN

A2.3

SHEET NOTES

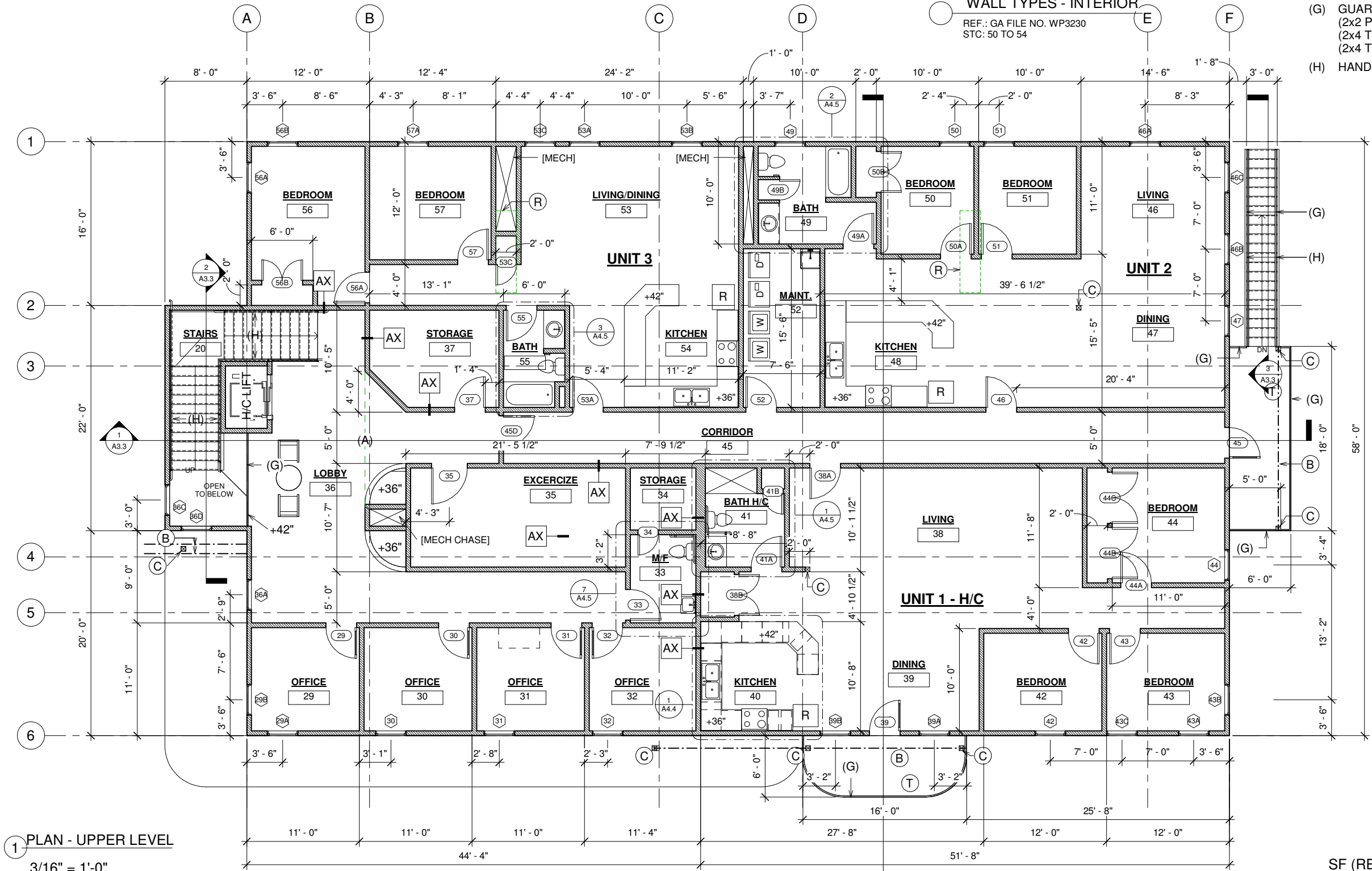
- (A) LINE OF BUILDING (BELOW)
- (B) BEAM / LINE OF BEAM (ABOVE)
- (C) COLUMN (SEE STRUCT.)
- (R) LINE OF "ROOF CURB" (ABOVE)
- (T) TREX DECK
- (A) ALIGNED
- (E) EGRESS WINDOW
- (G) GUARDRAIL +42" (SYNTHETIC) (2x2 PICKETS AT 5 1/2" O.C.) (2x4 TOP RAIL (VERT.)) (2x4 TOP CAP (BEVELED))
- (H) HANDRAIL +36" (BOTH SIDES)



AX — TYPE "X" [1-HR FIRE]

WALL TYPES - INTERIOR

REF.: GA FILE NO. WP3230
 STC: 50 TO 54




1 PLAN - UPPER LEVEL

3/16" = 1'-0"

SF (RES.) = 3786 SF
 SF (OFFICE +) = 1642 SF
 SF (TOTAL) = 5568 SF

"IIX17 DRAWINGS ARE HALF THE INDICATED SCALE"

* 31 OCTOBER 2017 * BID SET *



REV NO: DATE

SAJJ ARCHITECTURE, LLC
6375 KULIS DRIVE, ANCHORAGE, ALASKA 99502
SCOTT A. JONES #907-440-6606 #907-258-6606 (FAX)

OUZINKIE OFFICE
OUZINKIE NATIVE CORP

DR: KBK
CK: SAJ
DT: 31 OCT 17
JB: OUZINKIE
DWG: ROOF PLAN

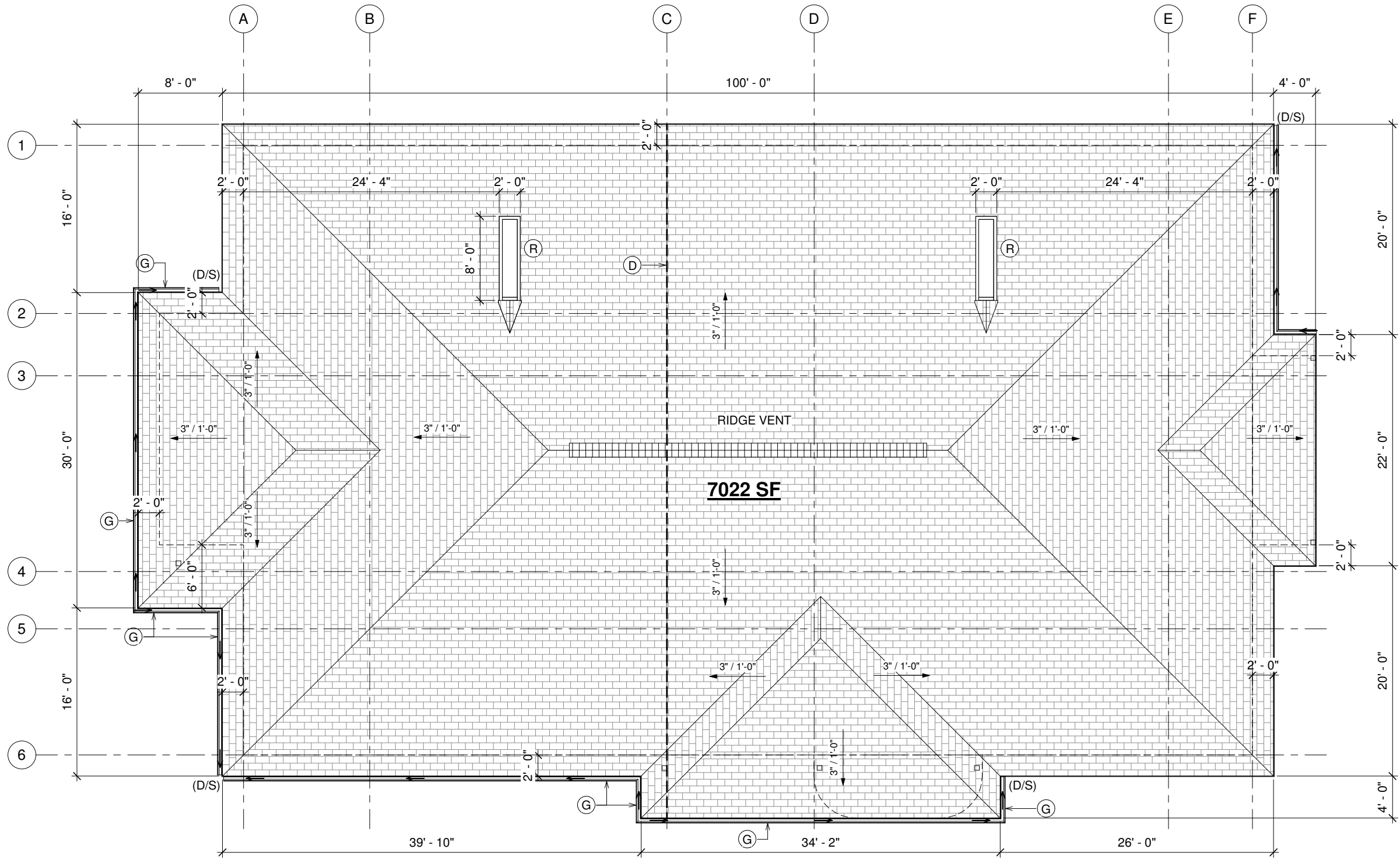
A2.4

SHEET NOTES

ASPHALT SHINGLE:
MALARKY - LEGACY - STORM GRAY
(LAMINATED ARCH SHINGLE)
GLUE-TABBED W/ 20-YEAR
WARRANTY.

ICE AND WATER SHIELD 3' PAST
LINE OF WALL BELOW/CONTIN. AT
VALLEYS (12" EACH SIDE) - TYP.

- (D) DRAFT STOP(1/2" PLYWOOD CONT. AT ATTIC AT TRUSS) w/ 24" x 36" PLYWOOD DOOR w/ SELF CLOSING HINGE/HARDWARE
- (R) ROOF CURB w/ CRICKET
- (G) GUTTER
- (D/S) DOWNSPOUT



1 PLAN - ROOF
3/16" = 1'-0"

"IIX17 DRAWINGS ARE HALF THE INDICATED SCALE"

* 31 OCTOBER 2017 * BID SET *



REV NO: DATE





SAJJ ARCHITECTURE, LLC
 6375 KULIS DRIVE, ANCHORAGE, ALASKA 99502
 #907-440-6606 #907-258-6606 (FAX)

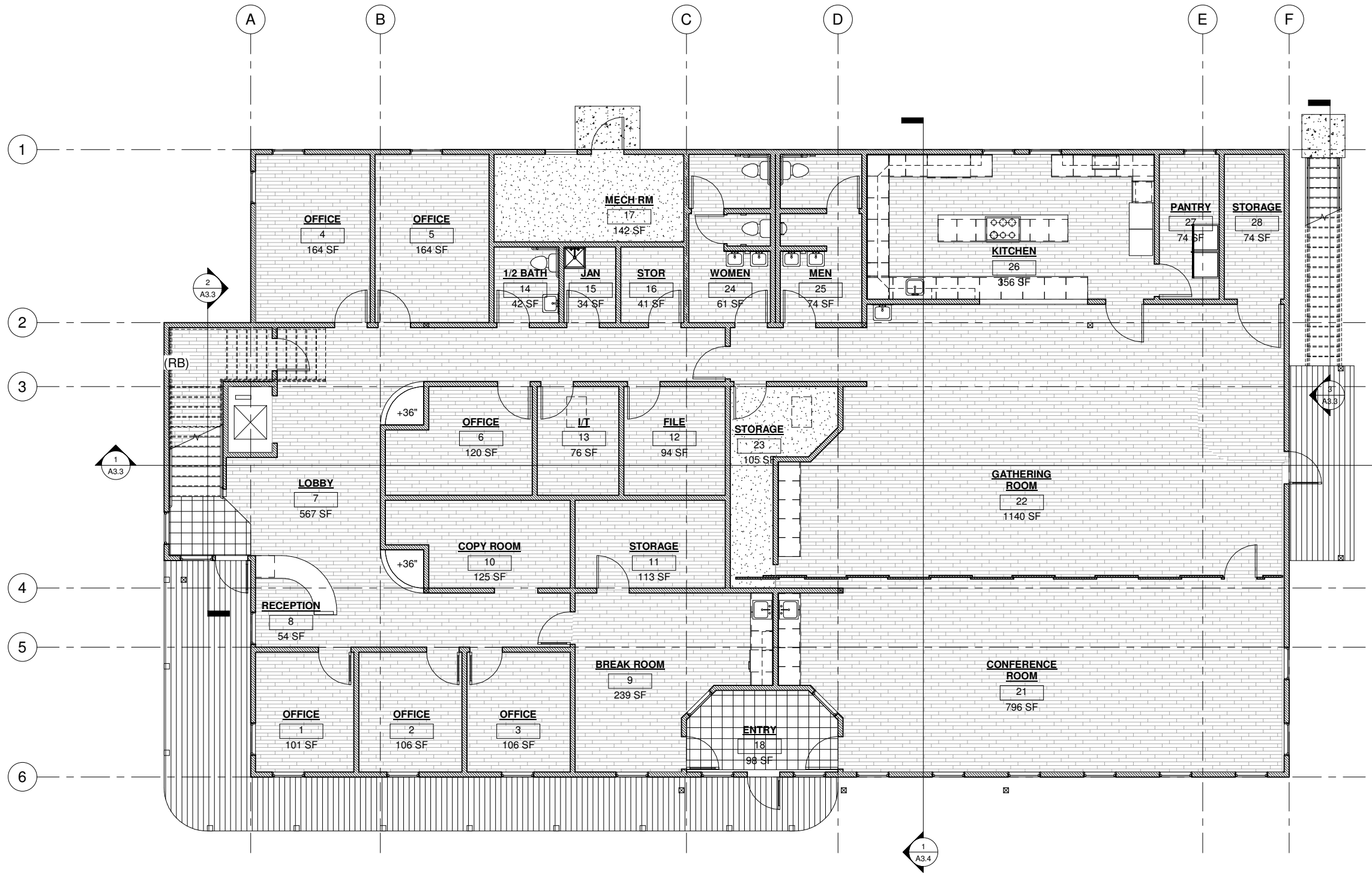
OUZINKIE OFFICE
 OUZINKIE NATIVE CORP

DR: KBK
 CK: SAJ
 DT: 31 OCT 17
 JB: OUZINKIE
 DWG: PLAN - LOWER LVL - FFP

A2.5

SHEET NOTES

-  CONCRETE S.O.G.
-  PAINT (EPOXY)
-  VINYL PLANK
-  WALK OFF MAT
- (RB) RUBBER (TREAD + RISER)



1 PLAN - FFP / FURNITURE LAYOUT - MAIN LEVEL
 3/16" = 1'-0"

"IIX17 DRAWINGS ARE HALF THE INDICATED SCALE"

* 31 OCTOBER 2017 * BID SET *






REV NO: DATE

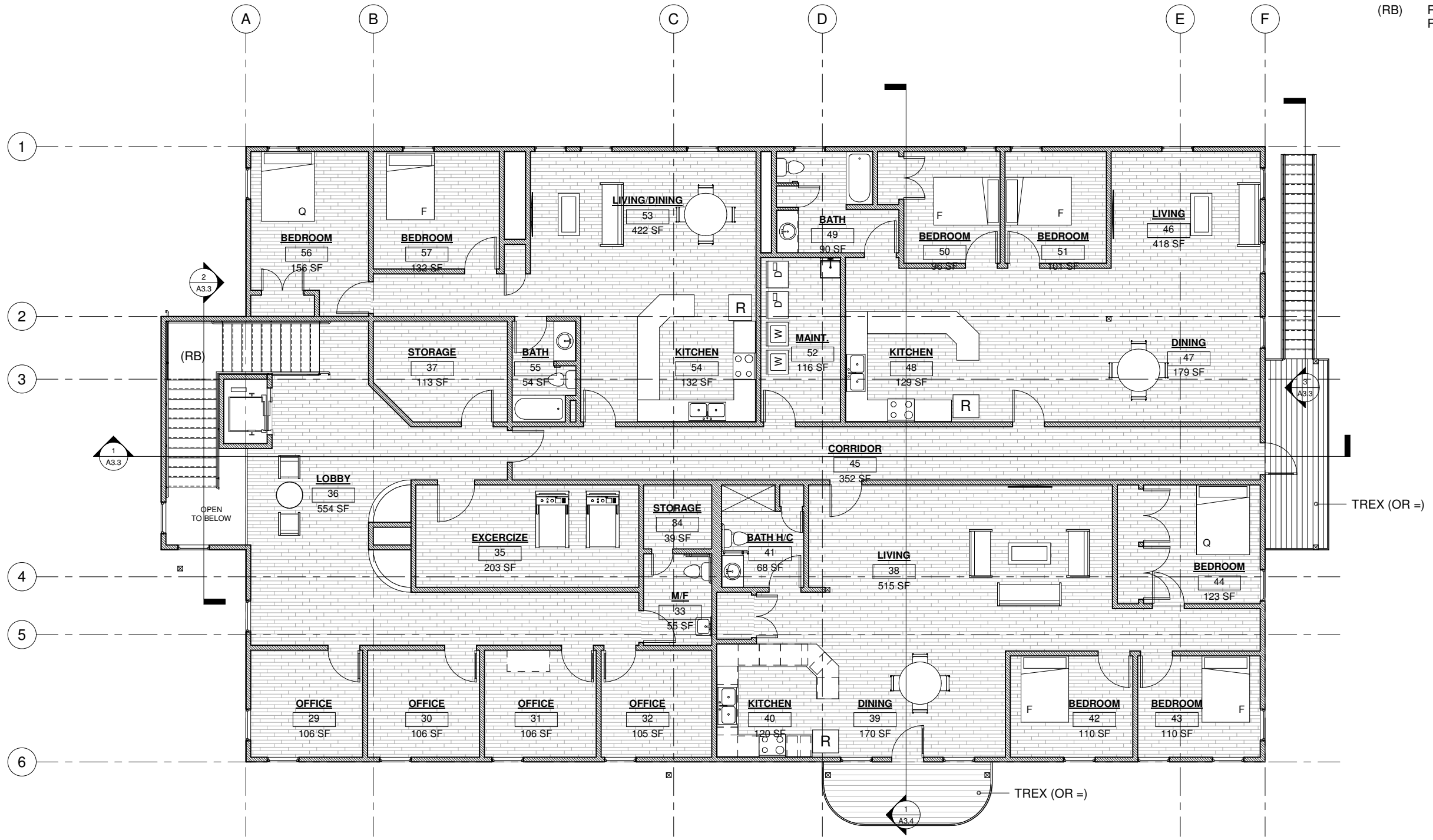
SAJJ ARCHITECTURE, LLC
 6375 KULIS DRIVE, ANCHORAGE, ALASKA 99502
 #907-440-6606 #907-258-6606 (FAX)

OUZINKIE OFFICE
 OUZINKIE NATIVE CORP


DR: KBK
 CK: SAJ
 DT: 31 OCT 17
 JB: OUZINKIE
 DWG: PLAN - UPPER LVL
 - FFP

SHEET NOTES

-  CONCRETE S.O.G. (NOT USED)
-  VINYL PLANK
-  CARPET TILE (NOT USED)
- (RB) RUBBER (TREAD + RISER)



1 PLAN - FFP / FURNITURE LAYOUT - UPPER LEVEL
 3/16" = 1'-0"



REV NO: DATE

SAJJ ARCHITECTURE, LLC
 6375 KULIS DRIVE, ANCHORAGE, ALASKA 99502
 #907-440-6606 #907-258-6606 (FAX)
 SCOTT A. JONES

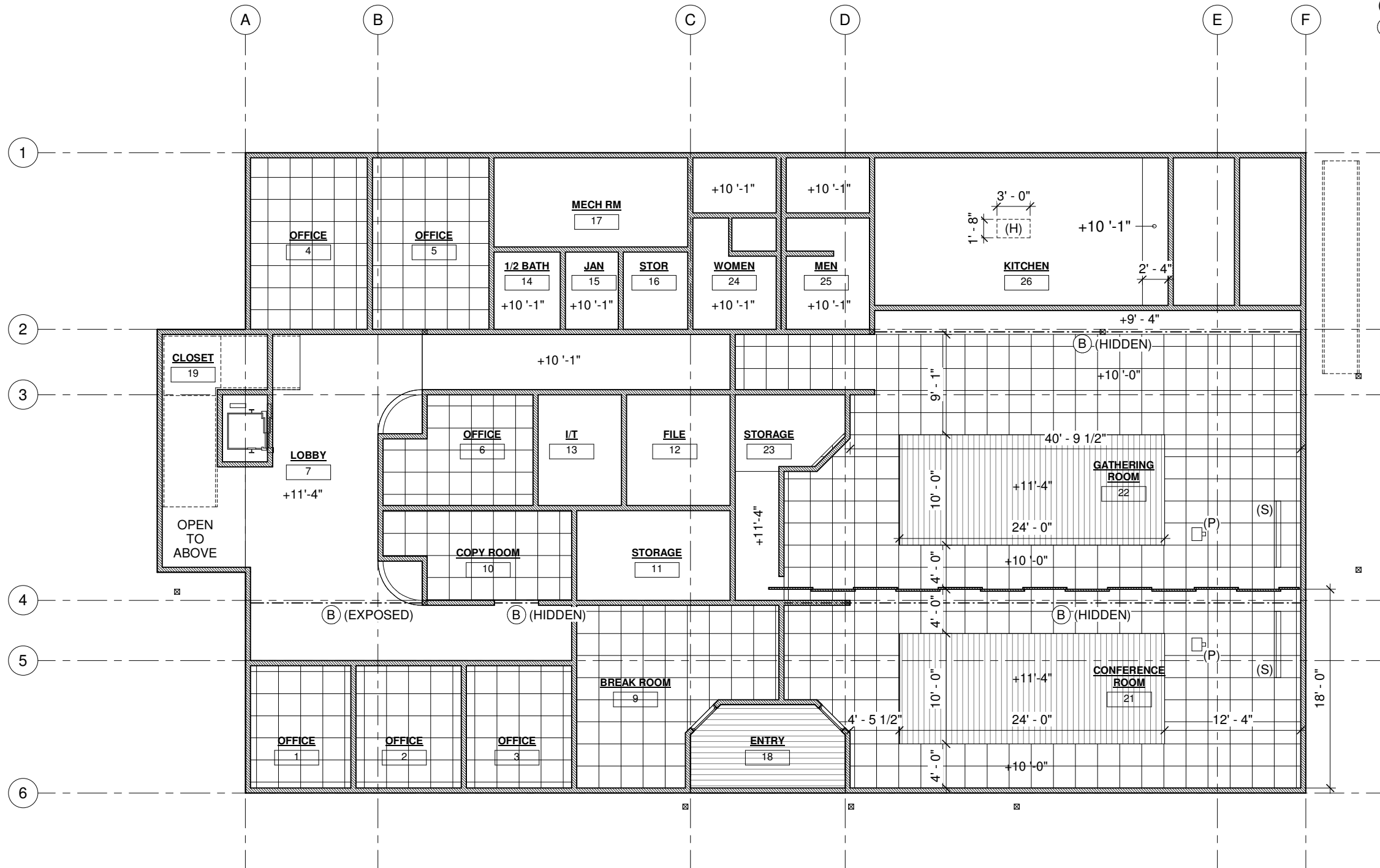
OUZINKIE OFFICE
 OUZINKIE NATIVE CORP

DR: KBK
 CK: SAJ
 DT: 31 OCT 17
 JB: OUZINKIE
 DWG: RCP - MAIN LEVEL

A2.7

SHEET NOTES

-
-
-
- (H) EXHAUST HOOD
- (P) PROJECTOR
- (S) SCREEN
- (B) BEAM



1 PLAN - RCP - MAIN LEVEL
 3/16" = 1'-0"

"IIX17 DRAWINGS ARE HALF THE INDICATED SCALE"



REV NO: DATE







SAJJ ARCHITECTURE, LLC
6375 KULIS DRIVE, ANCHORAGE, ALASKA 99502
SCOTT A. JONES #907-440-6606 #907-258-6606 (FAX)

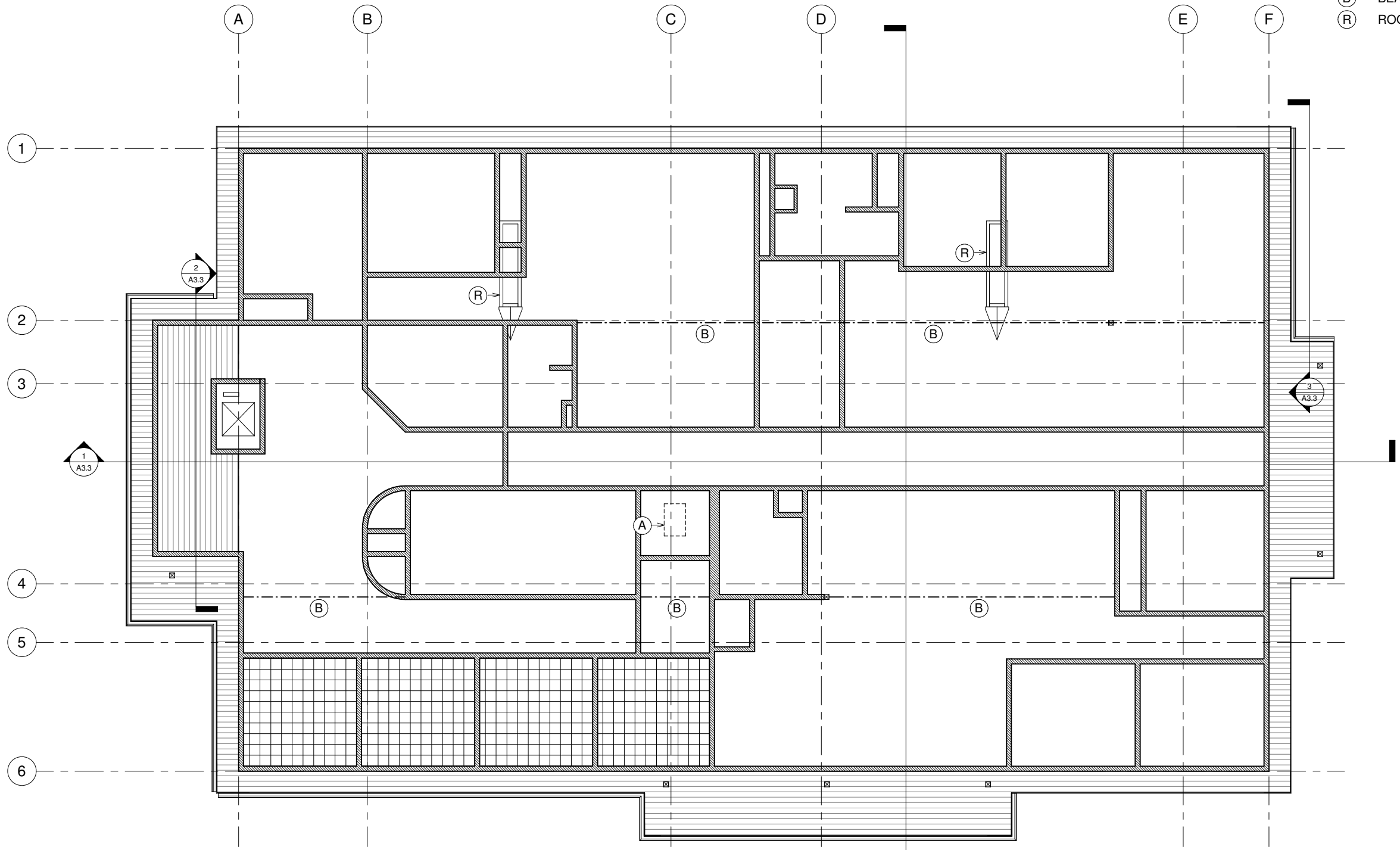
OUZINKIE OFFICE
OUZINKIE NATIVE CORP

DR: KBK
CK: SAJ
DT: 31 OCT 17
JB: OUZINKIE
DWG: RCP - UPPER LEVEL

A2.8

SHEET NOTES

-  + 9' - 1" GWB (U.N.O.)
-  ACT 1' x 1' @ 10' - 0"
-  1 x 6 T&G
-  22" x 36" ATTIC ACCESS (60-MIN FIRE RATED)
-  BEAM
-  ROOF CURB (ABOVE)



1 PLAN - RCP - UPPER LEVEL
3/16" = 1'-0"

"IIX17 DRAWINGS ARE HALF THE INDICATED SCALE"



REV NO: DATE

SAJJ ARCHITECTURE, LLC
 6375 KULIS DRIVE, ANCHORAGE, ALASKA 99502
 #907-440-6606 #907-258-6606 (FAX)
 SCOTT A. JONES

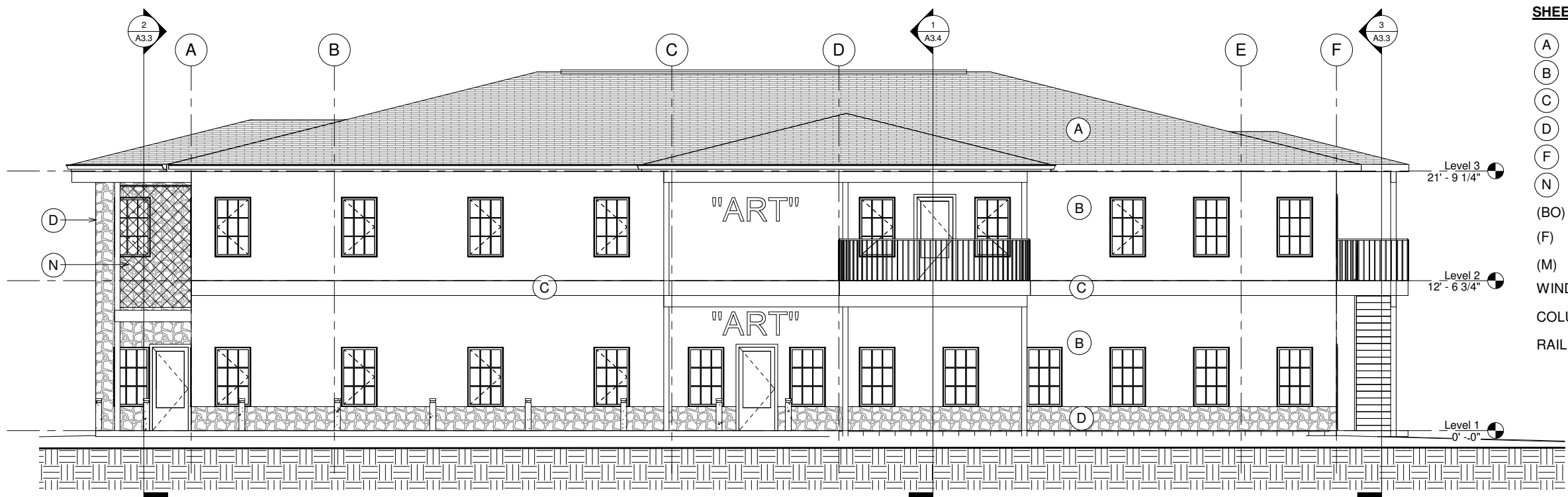
OUZINKIE OFFICE
 OUZINKIE NATIVE CORP

DR: KBK
 CK: SAJ
 DT: 31 OCT 17
 JB: OUZINKIE
 DWG: ELEVATION

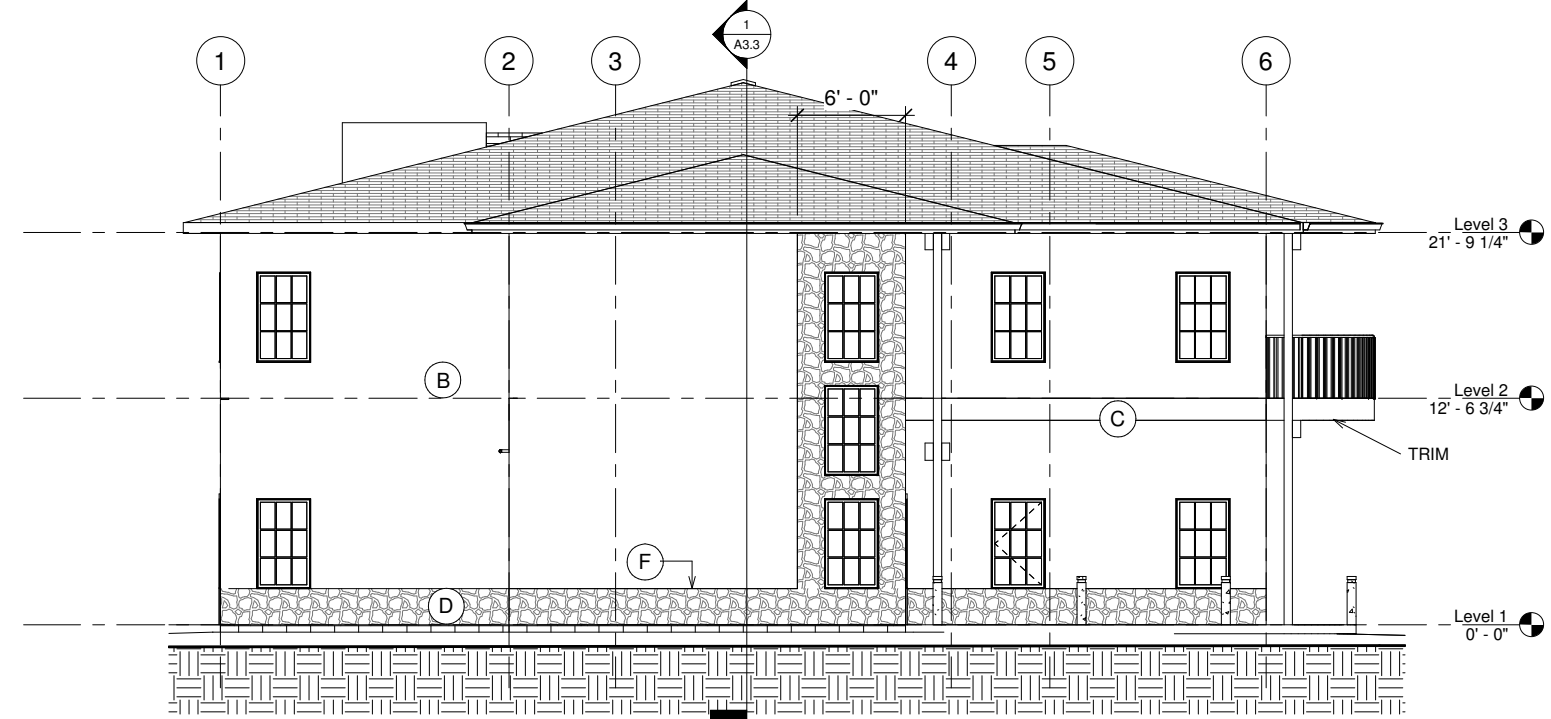
A3.1

SHEET NOTES


- (A) ASPHALT SHING
- (B) SIDING - HORIZONTAL (CELECT OR =)
- (C) TRIM (CELECT OR =)
- (D) STONE (OUZ-LOCAL)
- (F) FLASHING
- (N) FISHING NET (BO)
- (BO) BY OWNER
- (F) FROSTED
- (M) MECH. LOUVER / VENT (3' x 3')(SEE MECH.)
- WINDOWS - VINYL 3-PANE - LOW E
- COLUMN/BEAMS - PRESSURE TREATED
- RAILING SYSTEM (CELECT OR =)



1 BUILDING - SOUTH
 3/16" = 1'-0"



2 BUILDING - WEST
 3/16" = 1'-0"



REV NO: DATE

SAJJ ARCHITECTURE, LLC
 6375 KULIS DRIVE, ANCHORAGE, ALASKA 99502
 #907-440-6606 #907-258-6606 (FAX)
 SCOTT A. JONES

OUZINKIE OFFICE
 OUZINKIE NATIVE CORP

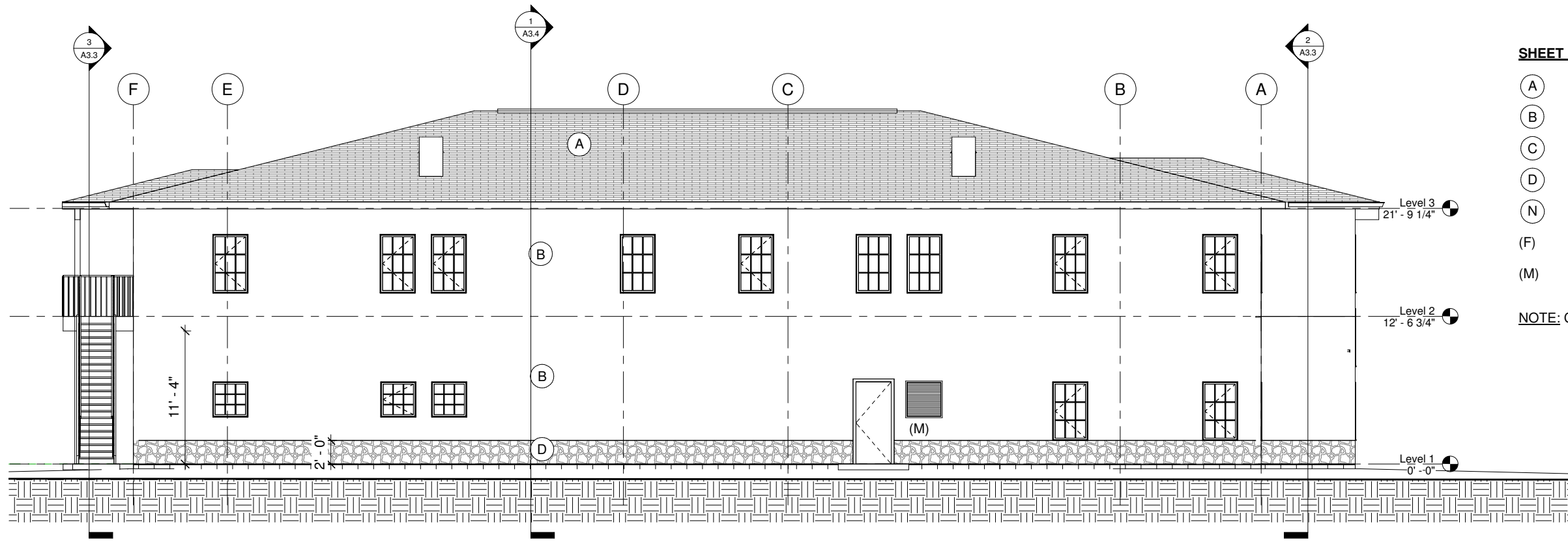
DR: KBK
 CK: SAJ
 DT: 31 OCT 17
 JB: OUZINKIE
 DWG: ELEVATION

A3.2

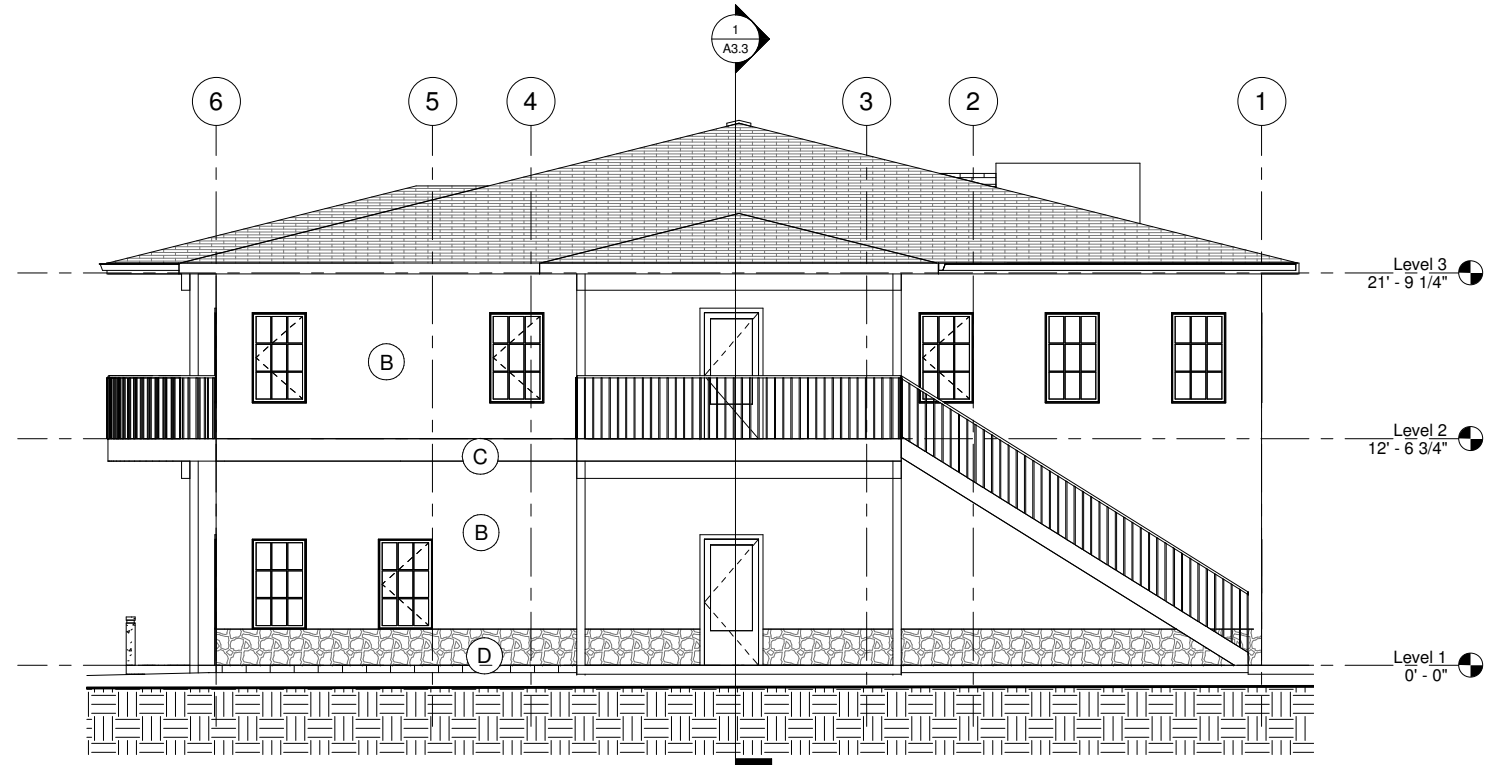
SHEET NOTES

- (A) ASPHALT SHING
- (B) SIDING - HORIZONTAL (CELECT OR =)
- (C) TRIM
- (D) STONE (OUZ-LOCAL)
- (N) FISHING NET
- (F) FROSTED
- (M) MECH. LOUVER / VENT (3' x 3')(SEE MECH.)

NOTE: COLUMNS: SITKA SRUCE + BEAMS



2 BUILDING - NORTH
 3/16" = 1'-0"



1 BUILDING - EAST
 3/16" = 1'-0"



REV NO: DATE

SAJJ ARCHITECTURE, LLC
 6375 KULIS DRIVE, ANCHORAGE, ALASKA 99502
 #907-440-6606 #907-258-6606 (FAX)
 SCOTT A. JONES

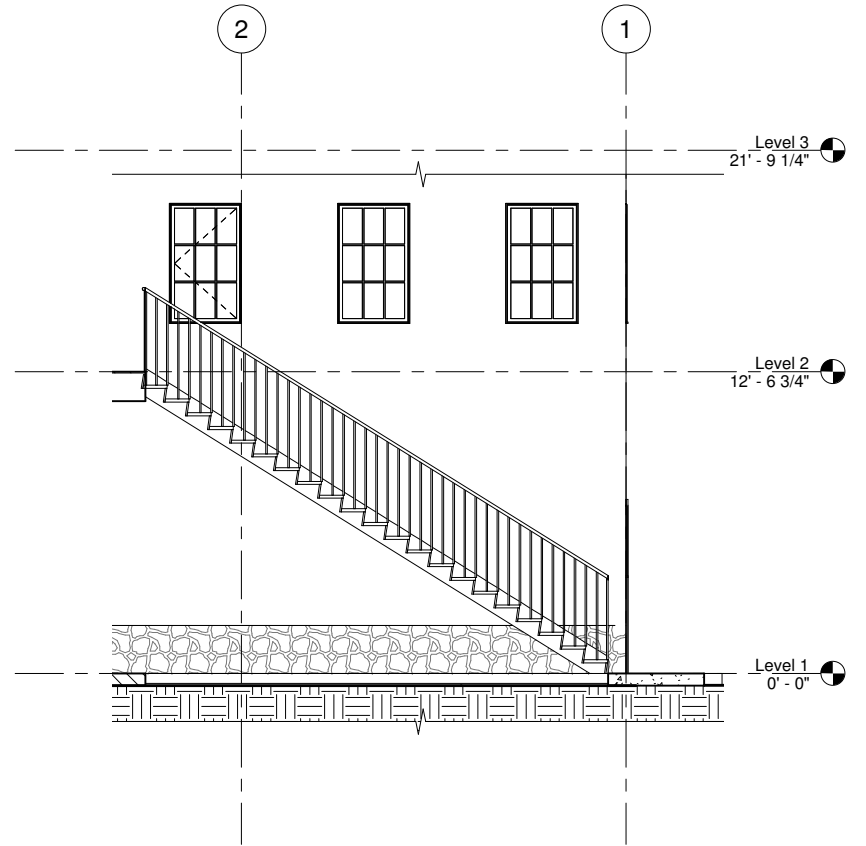
OUZINKIE OFFICE
 OUZINKIE NATIVE CORP

DR: KBK
 CK: SAJ
 DT: 31 OCT 17
 JB: OUZINKIE
 DWG: SECTION

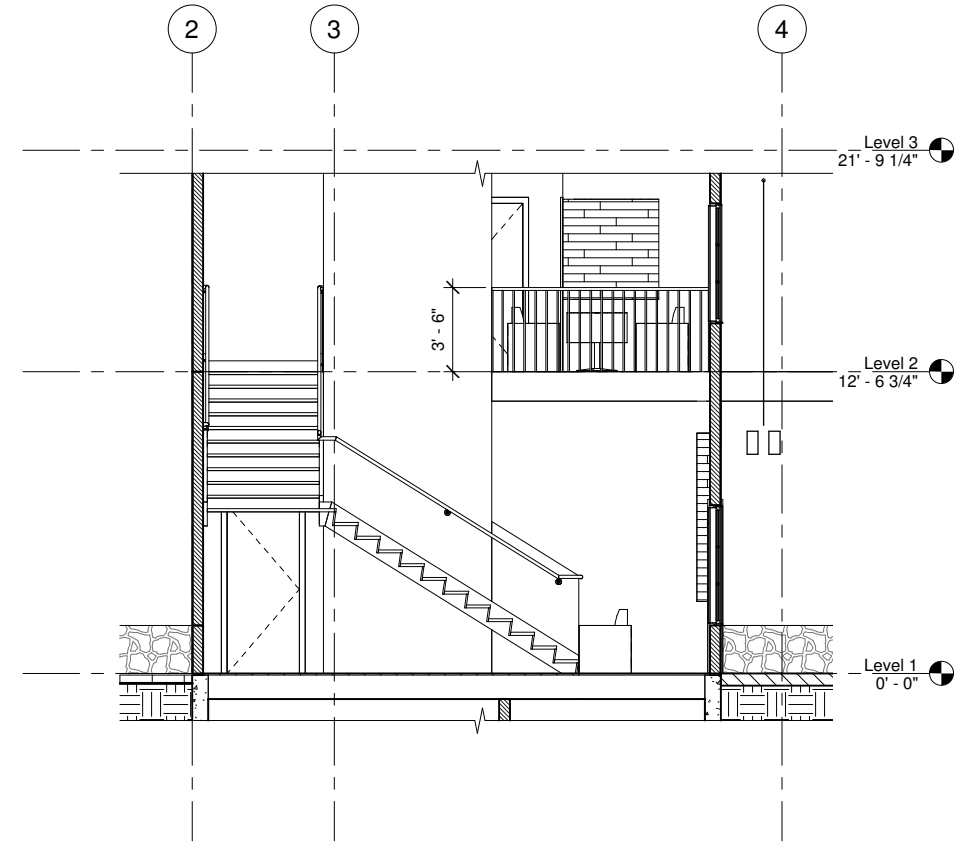
A3.3

SHEET NOTES

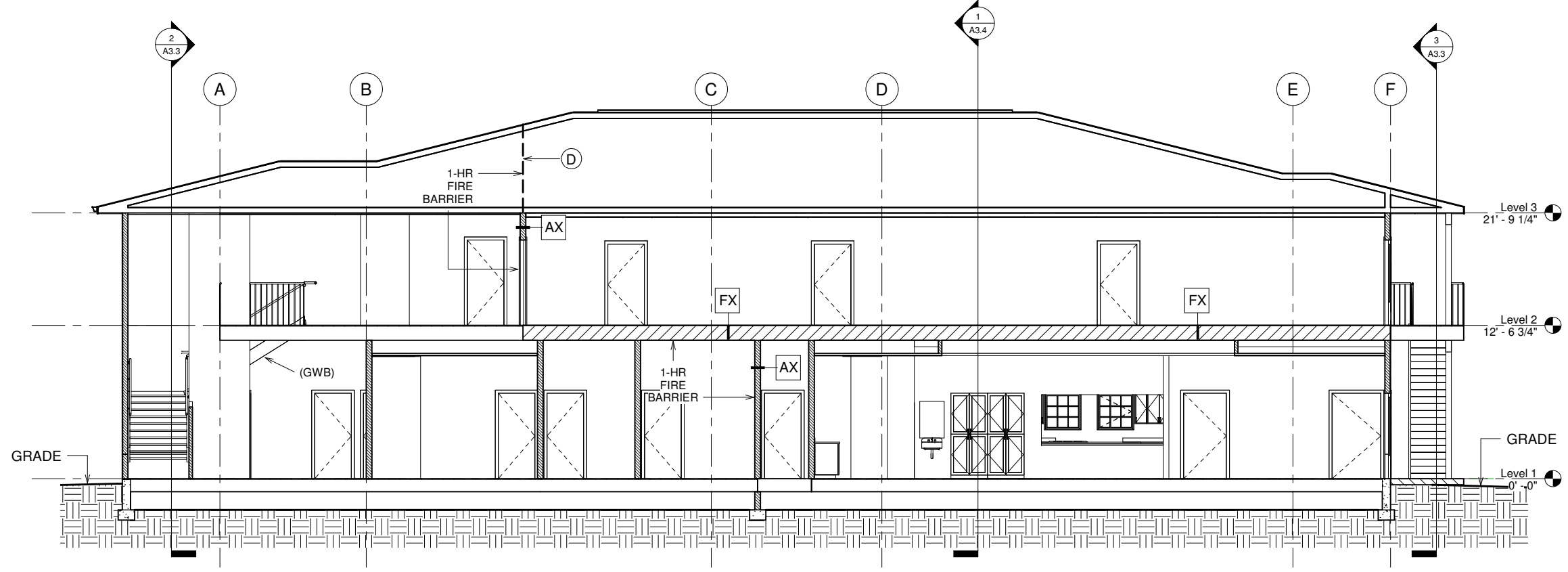
- (D) DRAFT STOP (1/2" PLYWOOD CONT. AT ATTIC AT TRUSS) w/ 24" x 36" PLYWOOD DOOR w/ SELF CLOSING HINGE/HARDWARE



3 SECTION - STAIR - EXTERIOR
 1/4" = 1'-0"



2 SECTION - STAIR - INTERIOR
 1/4" = 1'-0"



1 GRID 3.5
 3/16" = 1'-0"



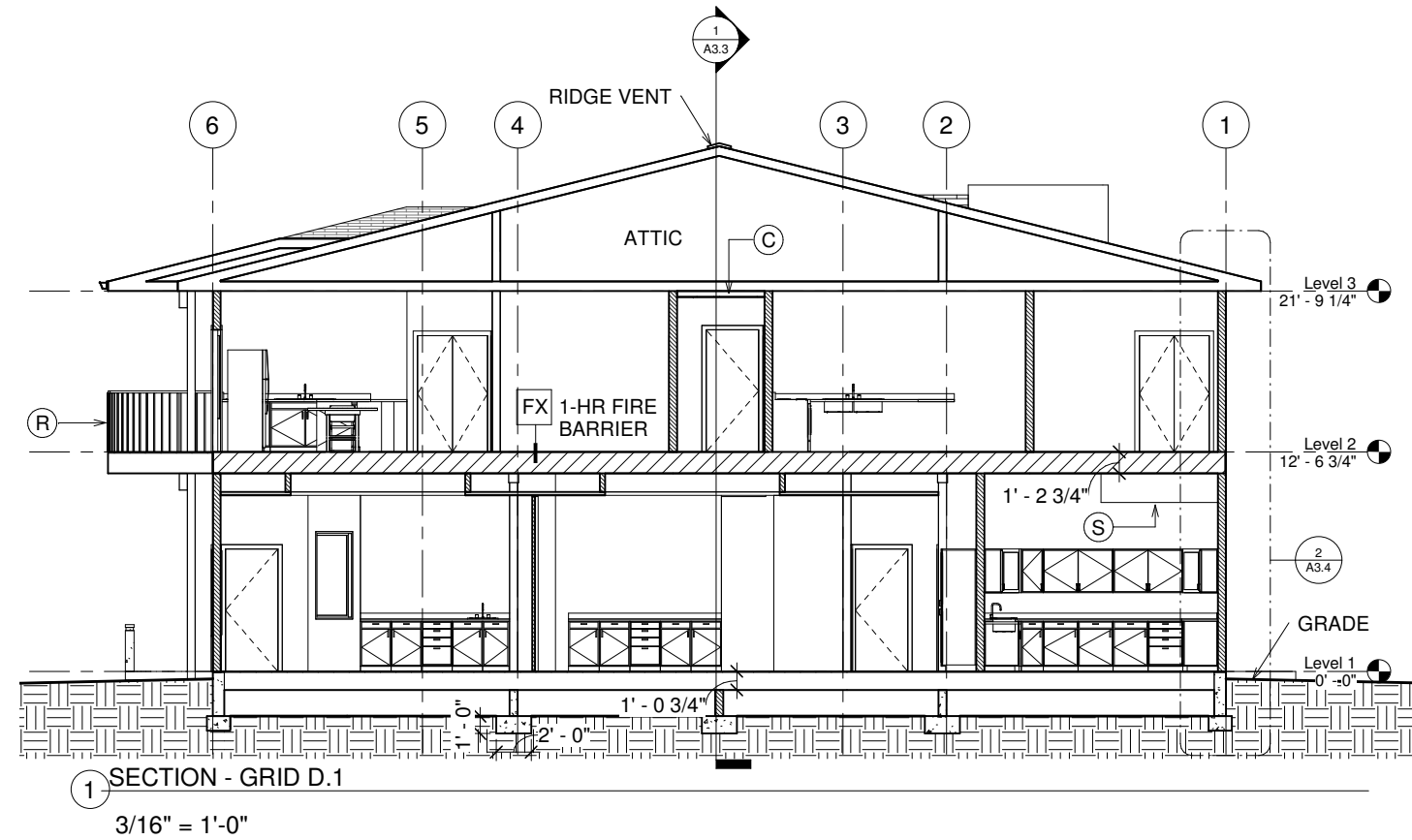
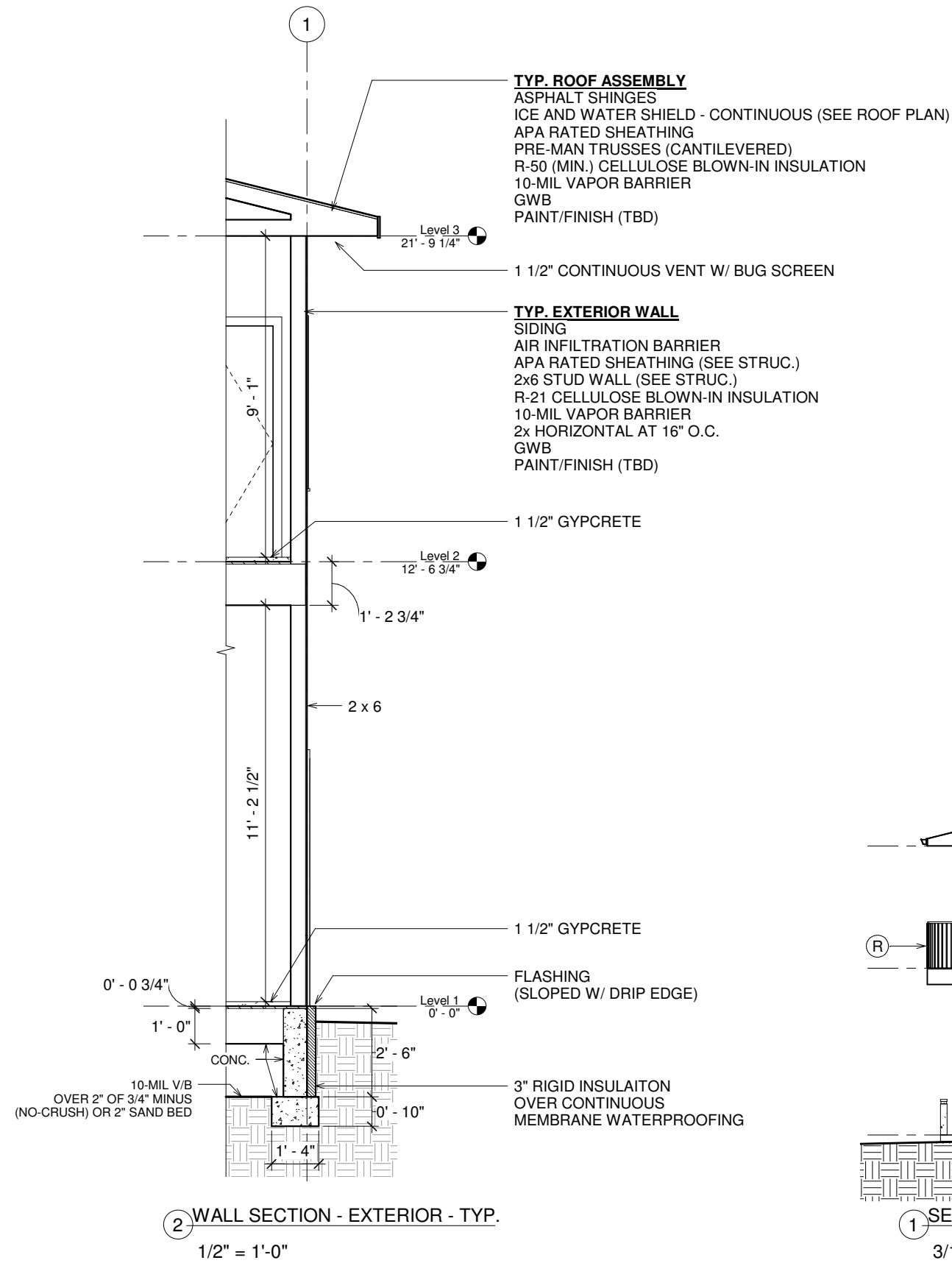
REV NO: DATE

SAJJ ARCHITECTURE, LLC
 6375 KULIS DRIVE, ANCHORAGE, ALASKA 99502
 #907-440-6606 #907-258-6606 (FAX)

OUZINKIE OFFICE
 OUZINKIE NATIVE CORP

DR: KBK
 CK: SAJ
 DT: 31 OCT 17
 JB: OUZINKIE
 DWG: SECTION

A3.4



SHEET NOTES

- (C) 1-HR CORRIDOR CEILING
 (1) LAYER 5/8" TYPE "X"
 2x4 AT 16" O.C. (1) LAYER 5/8" TYPE "X"
- (R) GUARDRAIL +42" (SYNTHETIC)
 (2x2 PICKETS AT 5 1/2" O.C.)
 (2x4 TOP RAIL (VERT.))
 (2x4 TOP CAP (BEVELED))
- (S) 1-HR FIRE RATED SOFFIT FOR
 MECH VENT



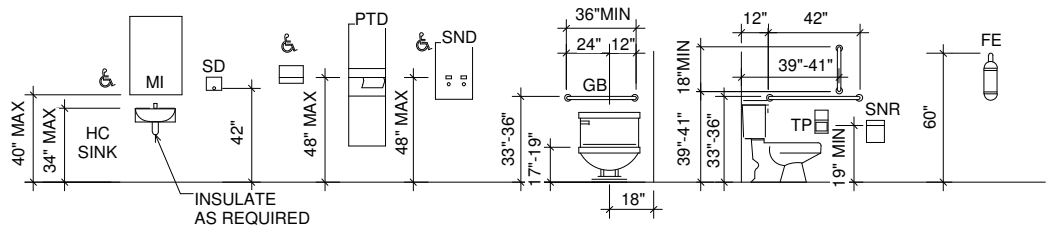
REV NO: DATE

SAJJ ARCHITECTURE, LLC
 6375 KULIS DRIVE, ANCHORAGE, ALASKA 99502
 #907-440-6606 #907-258-6606 (FAX)

OUZINKIE OFFICE
 OUZINKIE NATIVE CORP

DR: KBK
 CK: SAJ
 DT: 31 OCT 17
 JB: OUZINKIE
 DWG: JANITOR / RESTROOMS

A4.1

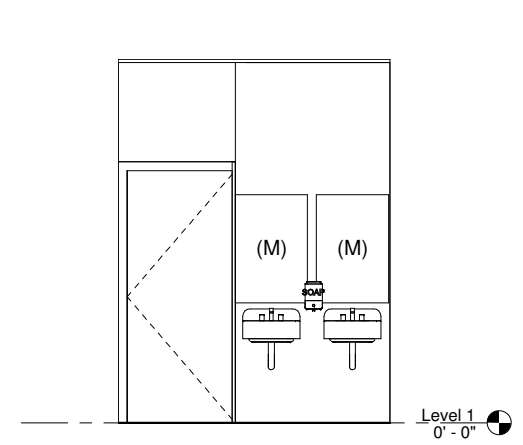


STANDARD MOUNTING HEIGHTS

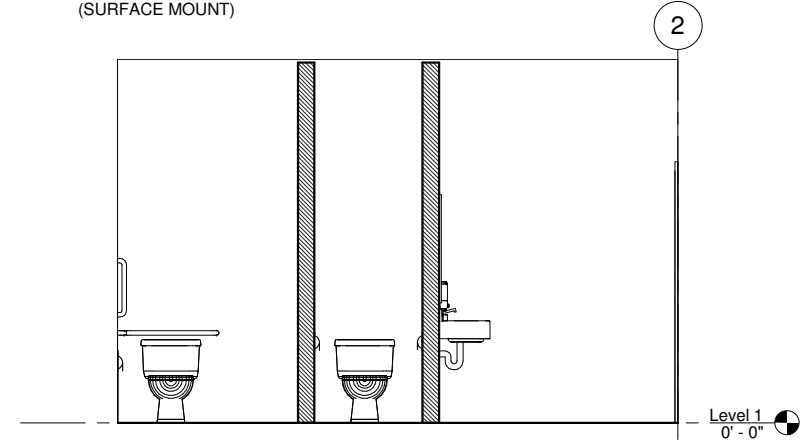
- NTS
- NOTES:
1. NOT ALL ITEMS SHOWN ARE IN CONTRACT. ADDITIONAL ITEMS SHOWN FOR OWNERS FUTURE REFERENCE.
 2. * : INDICATES DIMENSION TO WORKING PART.

- KEY:
- FE - FIRE EXTINGUISHER
 - GB - GRAB BAR
 - GC - GARBAGE CAN
 - MI - MIRROR
 - PTD - PAPER TOWEL DISPENSER (SURFACE MOUNT)
 - SD - SOAP DISPENSER
 - SND - SANITARY NAPKIN DISPENSER
 - SNR - SANITARY NAPKIN RECEPTACLE
 - TP - TOILET PAPER DISPENSER

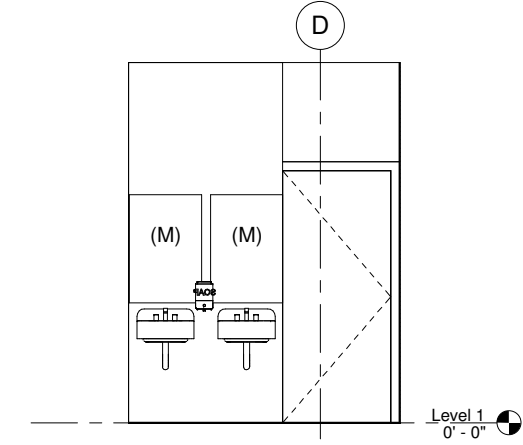
- SHEET NOTES**
- FRP FIBER REINFORCED PLASTIC - WHITE - SMOOTH
 - S/R SPRINKLER RISER
 - WH WATER HEATER
 - H/S HYDRATION STATION (DRINKING FOUNTAIN / BOTTLE FILLER)
 - (S) SHELVES



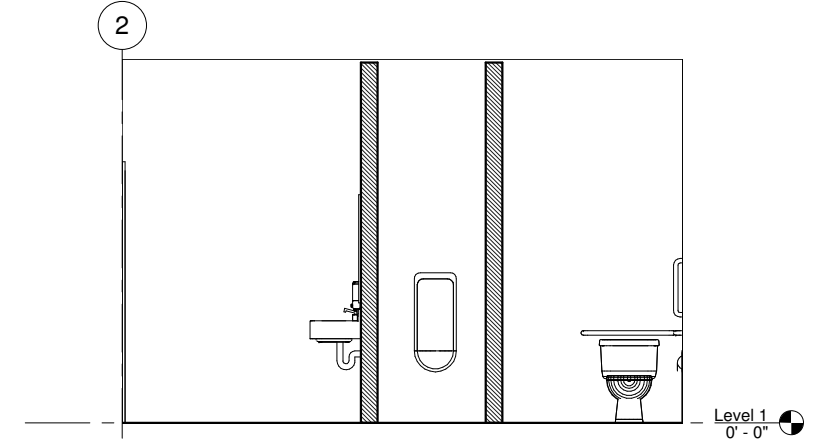
4 WOMEN - NORTH
 3/8" = 1'-0"



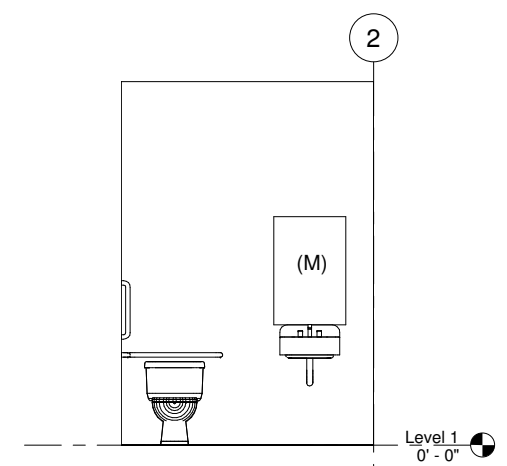
5 WOMEN - EAST
 3/8" = 1'-0"



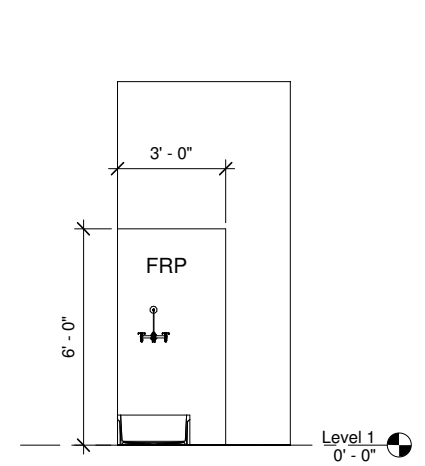
6 MENS - NORTH
 3/8" = 1'-0"



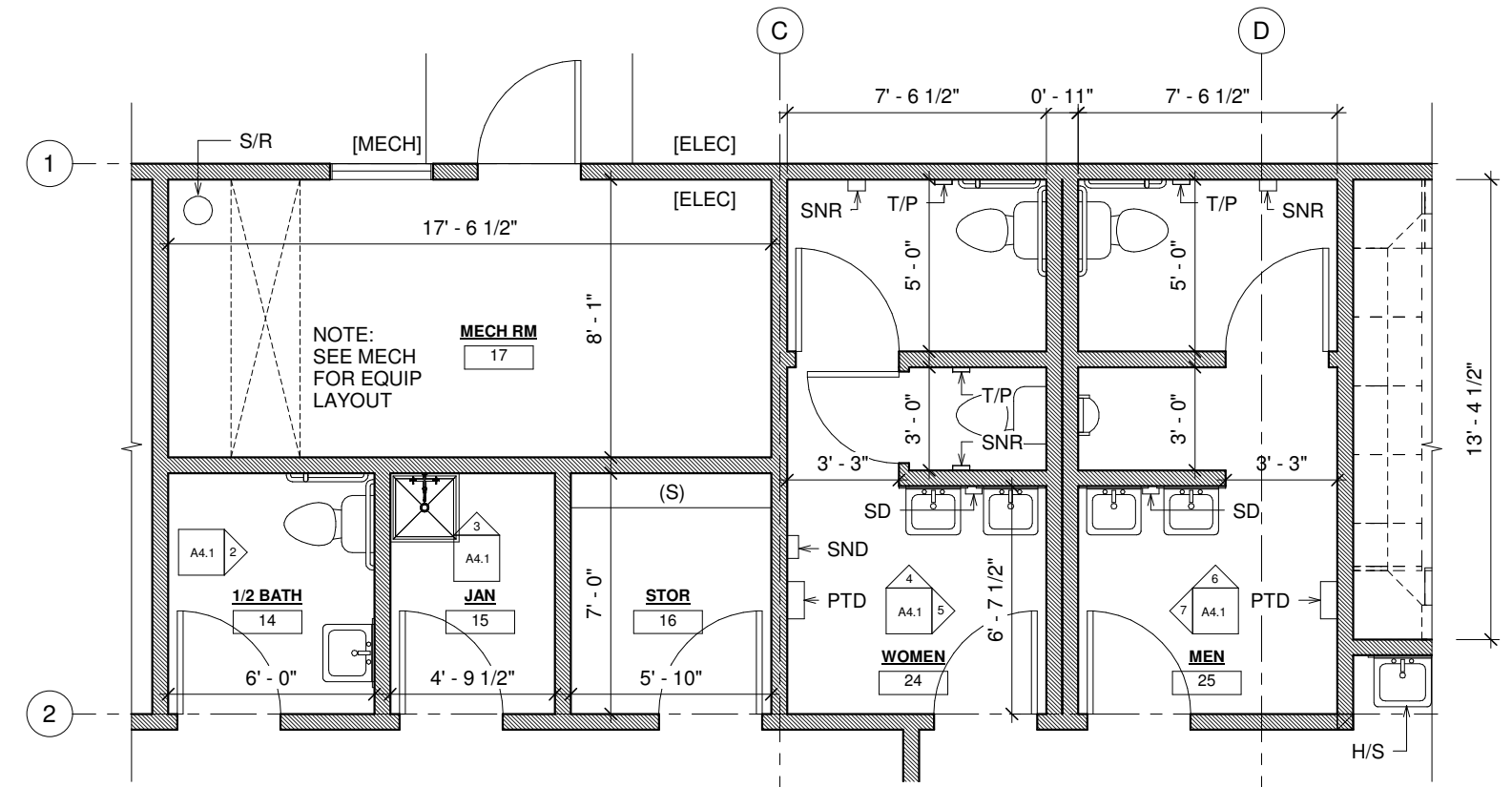
7 MENS - WEST
 3/8" = 1'-0"




2 1/2 BATH - EAST
 3/8" = 1'-0"



3 JANITOR - NORTH
 3/8" = 1'-0"



1 PLAN - ENLARGED - JANITOR / RESTROOMS
 3/8" = 1'-0"



SHEET NOTES

- (B) BOILER
- (M) MICROWAVE
- (O) DBL OVEN (CONVECTION)(PROPANE)
- (S) SHELVES
- (B.O.) BY OWNER (N/C)
- (N.C.) NOT IN CONTRACT
- (E) END PANEL

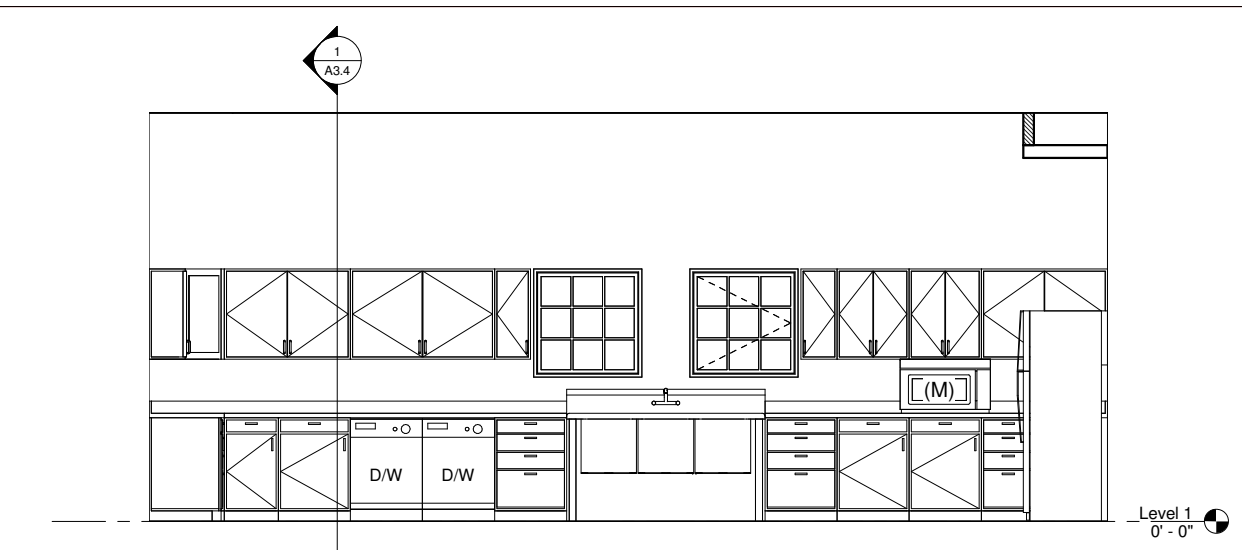
REV NO: DATE

SAJJ ARCHITECTURE, LLC
 6375 KULIS DRIVE, ANCHORAGE, ALASKA 99502
 #907-440-6606 #907-258-6606 (FAX)
 SCOTT A. JONES

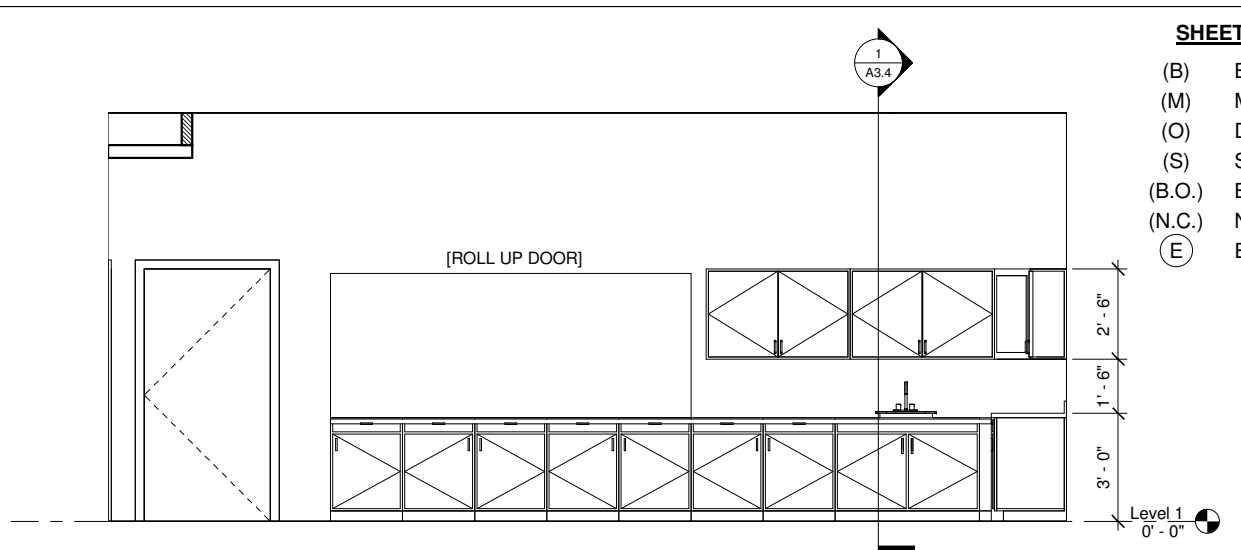
OUZINKIE OFFICE
 OUZINKIE NATIVE CORP

DR: KBK
 CK: SAJ
 DT: 31 OCT 17
 JB: OUZINKIE
 DWG: KITCHEN / PANTRY

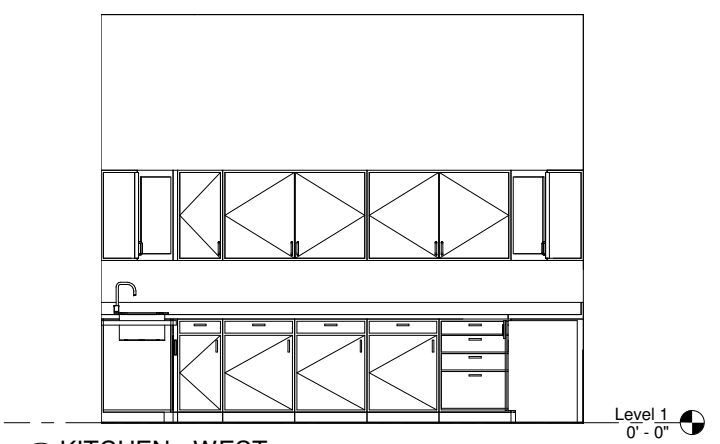
A4.2



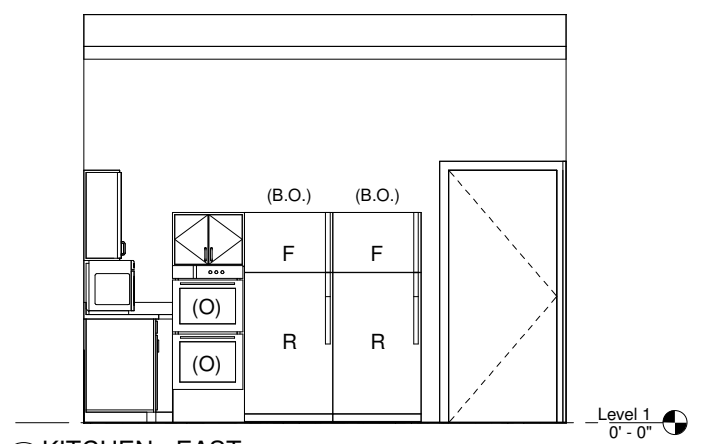
2 KITCHEN - NORTH
 3/8" = 1'-0"



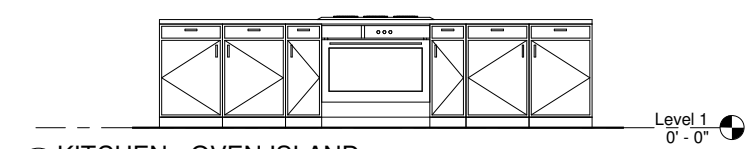
3 KITCHEN - SOUTH
 3/8" = 1'-0"



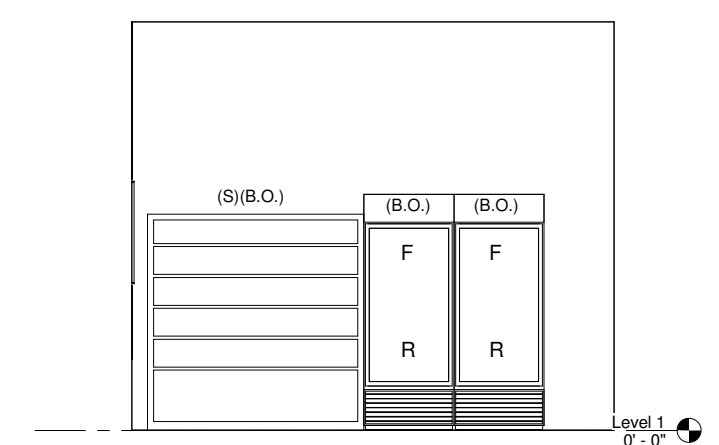
4 KITCHEN - WEST
 3/8" = 1'-0"



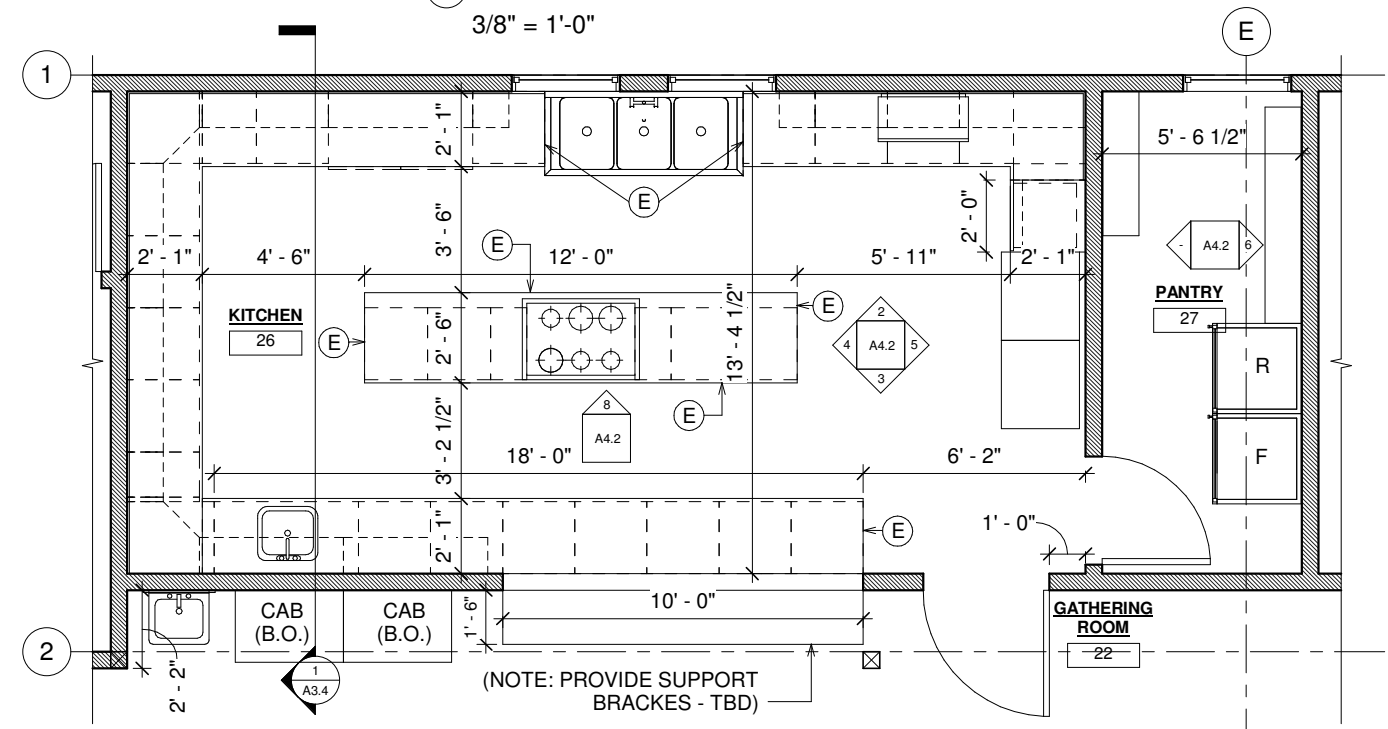
5 KITCHEN - EAST
 3/8" = 1'-0"



8 KITCHEN - OVEN ISLAND
 3/8" = 1'-0"




6 PANTRY - EAST
 3/8" = 1'-0"



1 PLAN - ENLARGED - KITCHEN / PANTRY
 3/8" = 1'-0"

"IIX17 DRAWINGS ARE HALF THE INDICATED SCALE"



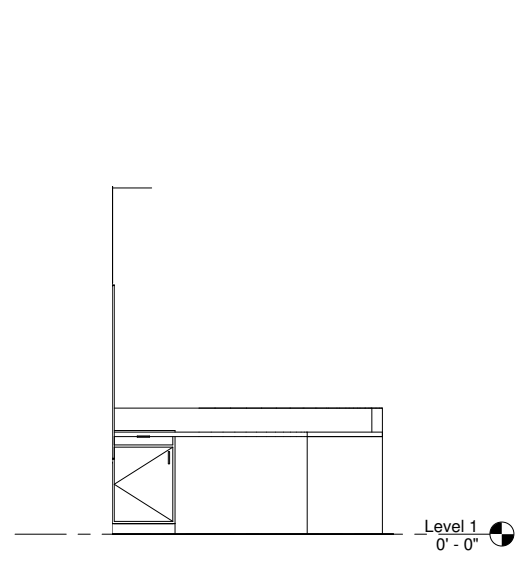
REV NO: DATE

SAJJ ARCHITECTURE, LLC
 6375 KULIS DRIVE, ANCHORAGE, ALASKA 99502
 #907-440-6606 #907-258-6606 (FAX)
 SCOTT A. JONES

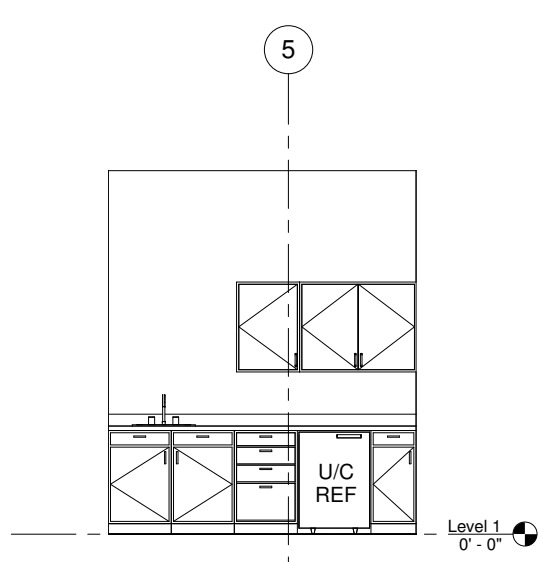
OUZINKIE OFFICE
 OUZINKIE NATIVE CORP

DR: KBK
 CK: SAJ
 DT: 31 OCT 17
 JB: OUZINKIE
 DWG: RECEPTION / GATHERING ROOM

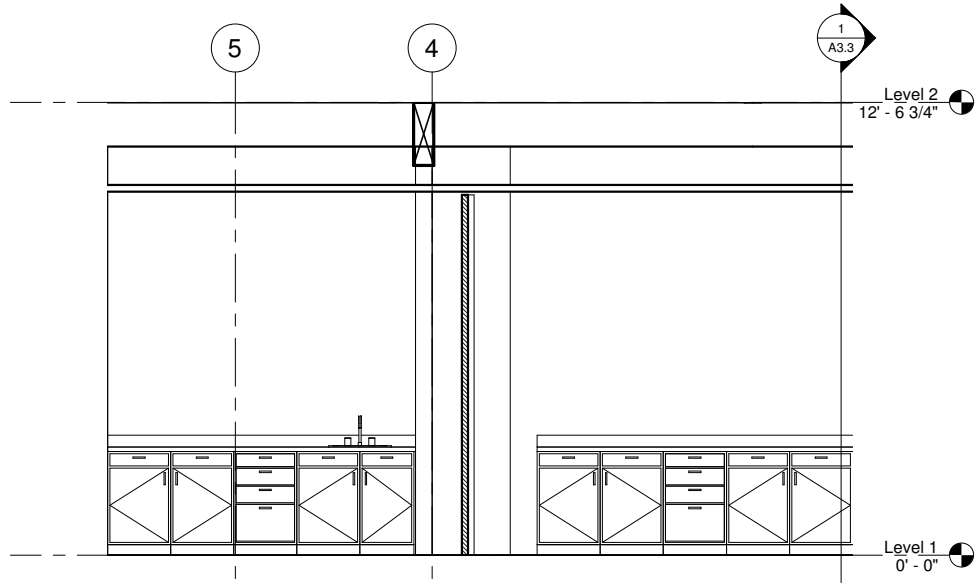
A4.3



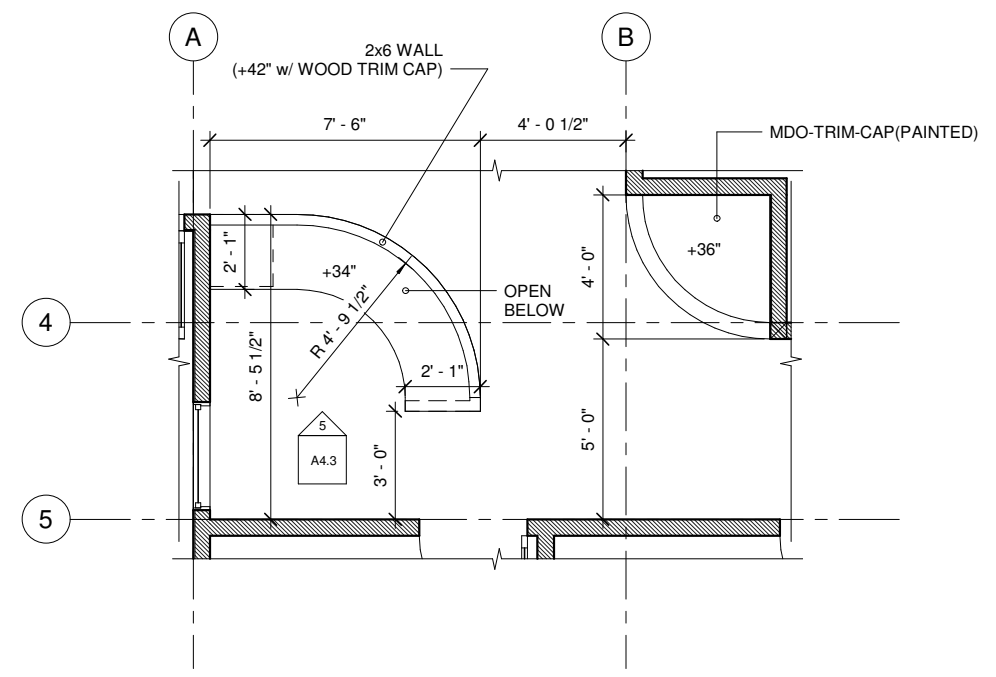
5 RECEPTION - NORTH
 3/8" = 1'-0"



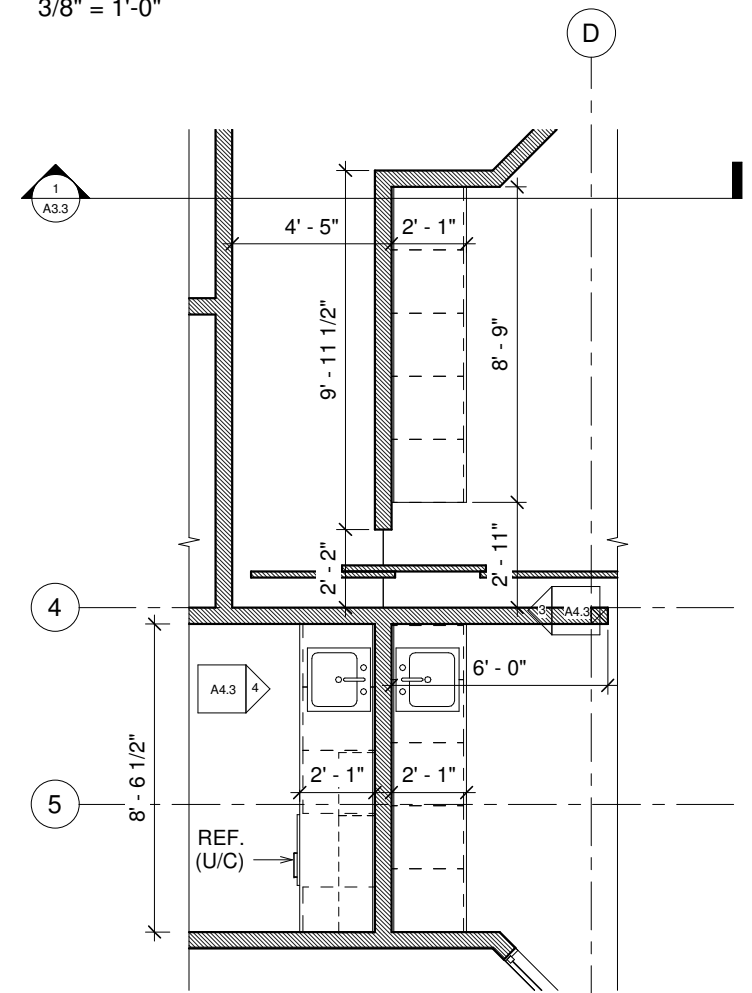
4 BREAK ROOM - EAST
 3/8" = 1'-0"




3 GATHERING ROOM - WEST
 3/8" = 1'-0"



1 PLAN - ENLARGED - RECEPTION
 3/8" = 1'-0"



2 PLAN - ENLARGED - GATHERING ROOM / MEETING ROOM
 3/8" = 1'-0"



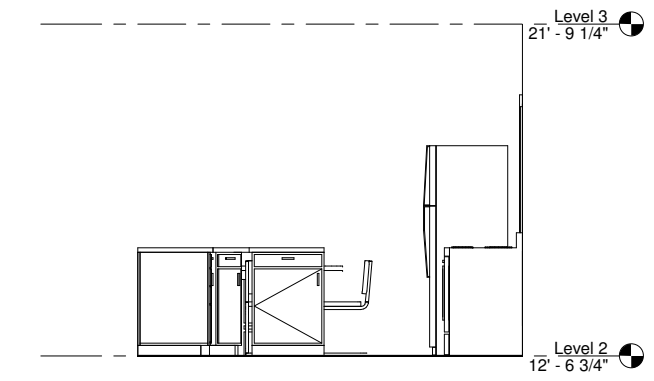
REV NO: DATE

SAJJ ARCHITECTURE, LLC
6375 KULIS DRIVE, ANCHORAGE, ALASKA 99502
#907-440-6606 #907-258-6606 (FAX)
SCOTT A. JONES

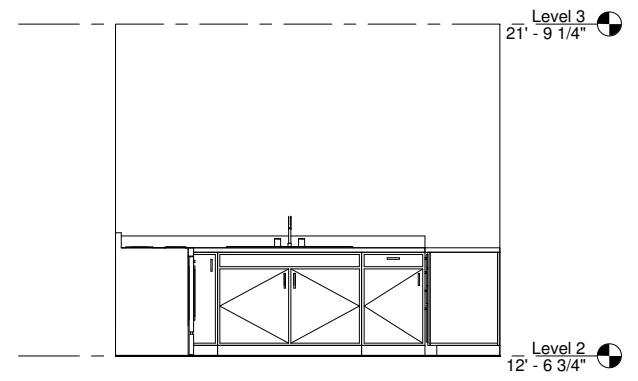
OUZINKIE OFFICE
OUZINKIE NATIVE CORP

DR: KBK
CK: SAJ
DT: 31 OCT 17
JB: OUZINKIE
DWG: UPPER
UNIT
KITCHEN

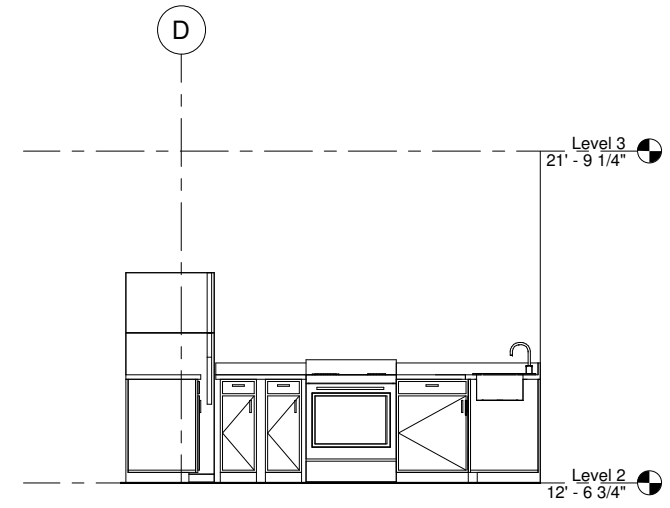
A4.4



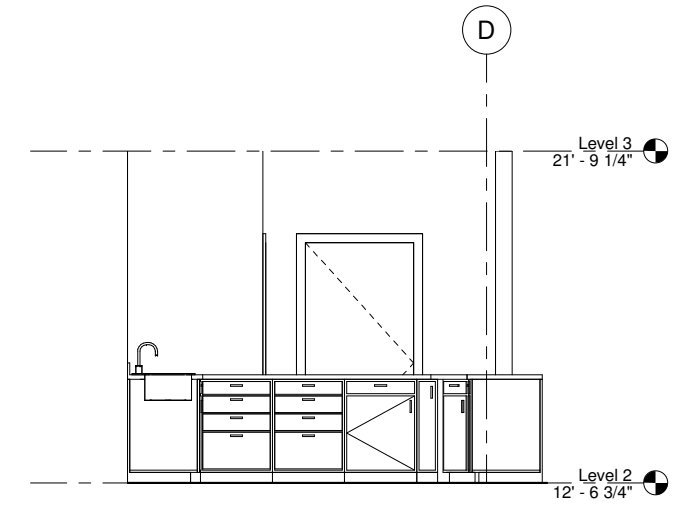
2 UNIT KITCHEN - EAST
3/8" = 1'-0"



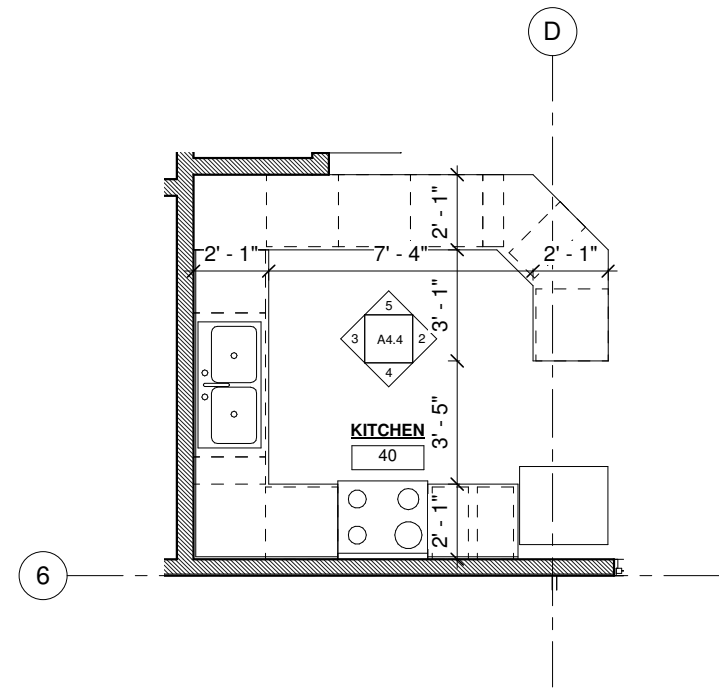
3 UNIT KITCHEN - WEST
3/8" = 1'-0"



4 UNIT KITCHEN - SOUTH
3/8" = 1'-0"




5 UNIT KITCHEN - NORTH
3/8" = 1'-0"



6 PLAN - ENLARGED - UPPER UNIT KITCHEN
3/8" = 1'-0"

"1/8" DRAWINGS ARE HALF THE INDICATED SCALE"



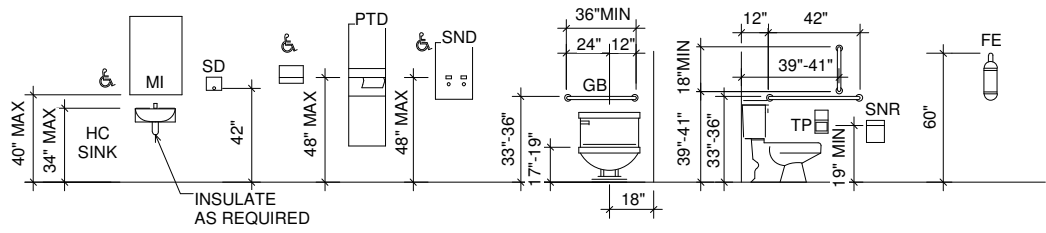
REV NO: DATE

SAJJ ARCHITECTURE, LLC
 6375 KULIS DRIVE, ANCHORAGE, ALASKA 99502
 SCOTT A. JONES #907-440-6606 #907-258-6606 (FAX)

OUZINKIE OFFICE
 OUZINKIE NATIVE CORP

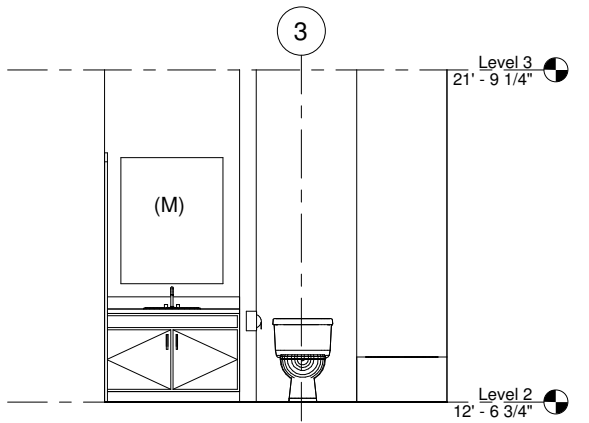
DR: KBK
 CK: SAJ
 DT: 31 OCT 17
 JB: OUZINKIE
 DWG: UPPER LEVEL BATHS

A4.5

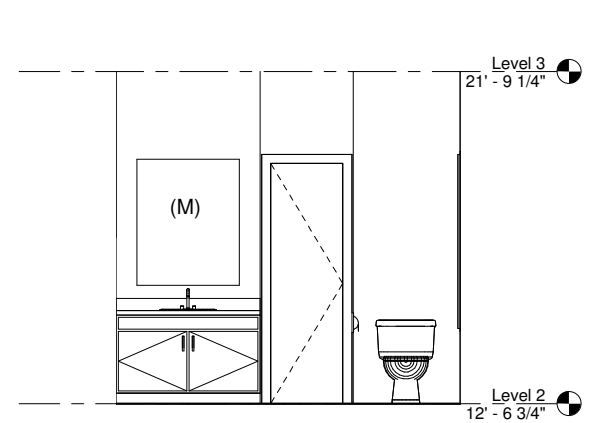


STANDARD MOUNTING HEIGHTS

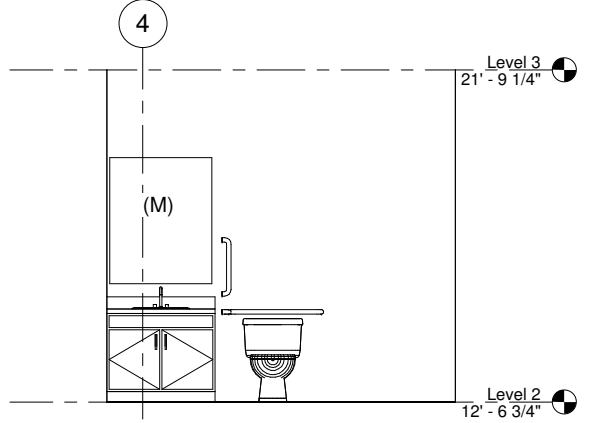
- NTS
- NOTES:
 1. NOT ALL ITEMS SHOWN ARE IN CONTRACT. ADDITIONAL ITEMS SHOWN FOR OWNERS FUTURE REFERENCE.
 2. * : INDICATES DIMENSION TO WORKING PART.
- KEY:
 FE - FIRE EXTINGUISHER
 GB - GRAB BAR
 GC - GARBAGE CAN
 MI - MIRROR
 PTD - PAPER TOWEL DISPENSER (SURFACE MOUNT)
 SD - SOAP DISPENSER
 SND - SANITARY NAPKIN DISPENSER
 SNR - SANITARY NAPKIN RECEPTACLE
 TP - TOILET PAPER DISPENSER



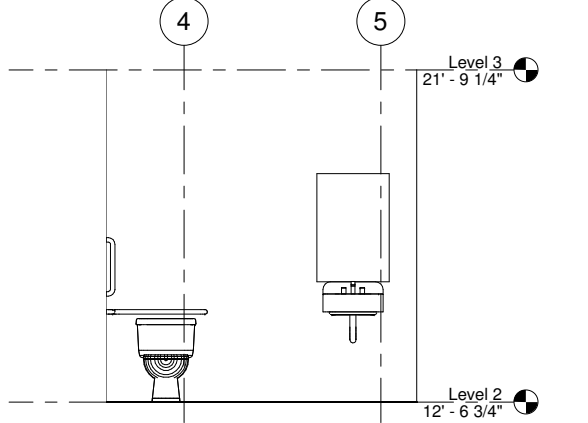
6 UPPER BATH(55) - EAST
 3/8" = 1'-0"



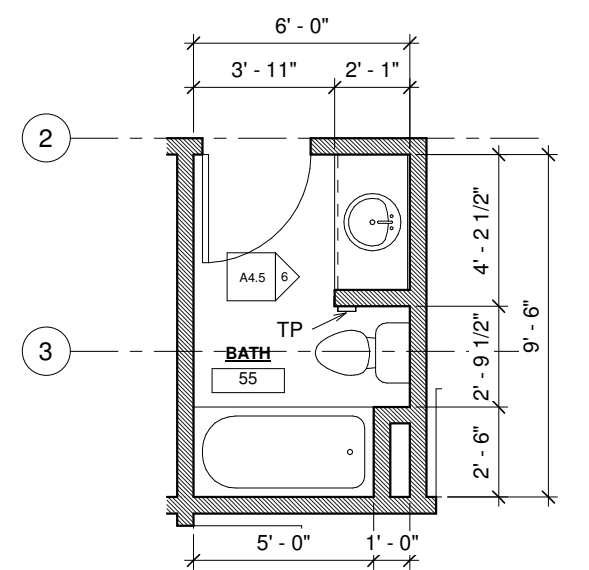
5 UPPER BATH(49) - WEST
 3/8" = 1'-0"



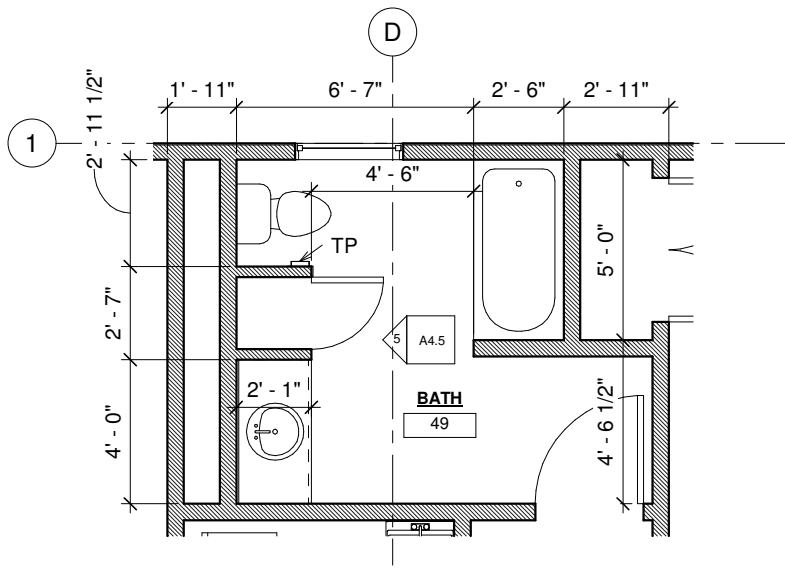
4 UPPER BATH(41) - WEST
 3/8" = 1'-0"



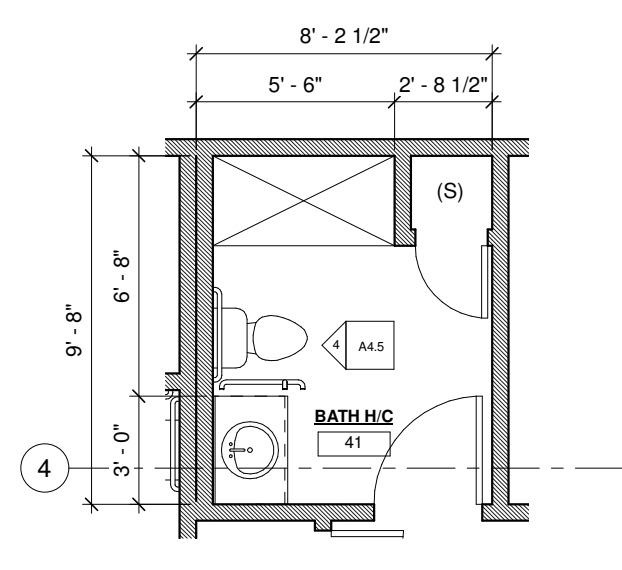
8 UPPER M/F(38) - EAST
 3/8" = 1'-0"



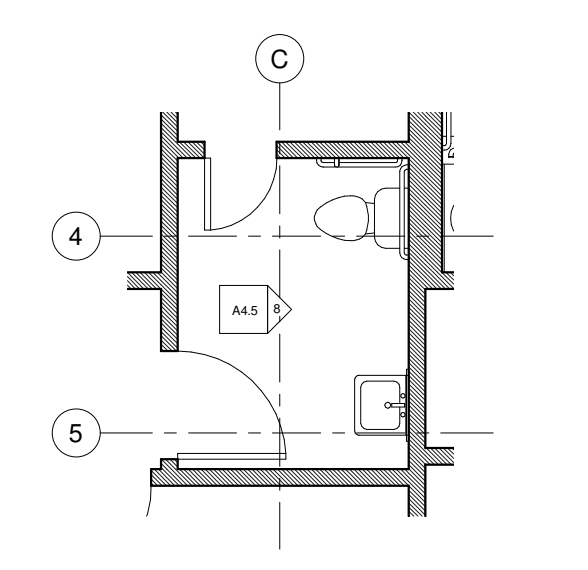
3 PLAN - ENLARGED - UPPER BATH(55)
 3/8" = 1'-0"



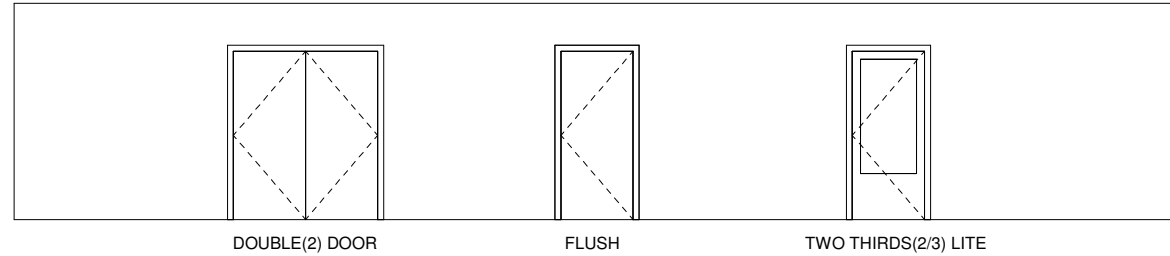
2 PLAN - ENLARGED - UPPER BATH(49)
 3/8" = 1'-0"



1 PLAN - ENLARGED - UPPER BATH(41)
 3/8" = 1'-0"



7 PLAN - ENLARGED - UPPER M/F(38)
 3/8" = 1'-0"



1 DOOR TYPES

1/4" = 1'-0"

Door Schedule										
Room: Number	Room: Name	Room: Level	Mark	Family	Type	Frame Material	Finish	Fire Rating	Hardware Set	Remarks
1	OFFICE	Level 1	1	Single-Glass 1 - TWO THIRDS LIGHT	36" x 84"					
2	OFFICE	Level 1	2	Single-Glass 1 - TWO THIRDS LIGHT	36" x 84"					
3	OFFICE	Level 1	3	Single-Glass 1 - TWO THIRDS LIGHT	36" x 84"					
4	OFFICE	Level 1	4	Single-Flush	36" x 84"					
5	OFFICE	Level 1	5	Single-Flush	36" x 84"					
6	OFFICE	Level 1	6	Single-Flush	36" x 84"					
7	LOBBY	Level 1	7A	Single-Glass 1 - TWO THIRDS LIGHT	36" x 84"					
7	LOBBY	Level 1	7B	Single-Flush	36" x 84" (90 MIN)					
7	LOBBY	Level 1	7C	Single-Glass 1 - TWO THIRDS LIGHT	36" x 84"					INSUL
9	BREAK ROOM	Level 1	9	Single-Glass 1 - TWO THIRDS LIGHT	36" x 84"					
11	STORAGE	Level 1	11	Single-Flush	36" x 84"					
12	FILE	Level 1	12	Single-Flush	36" x 84"					
13	IT	Level 1	13	Single-Flush	36" x 84"					
14	1/2 BATH	Level 1	14	Single-Flush	36" x 84"					
15	JAN	Level 1	15	Single-Flush	36" x 84"					
16	STOR	Level 1	16	Single-Flush	36" x 84"					
17	MECH RM	Level 1	17	Single-Flush	36" x 84"					
18	ENTRY	Level 1	18	Single-Glass 1 - TWO THIRDS LIGHT	36" x 84"					INSUL
19	CLOSET	Level 1	19	Single-Flush	36" x 84"					INSUL
21	CONFERENCE ROOM	Level 1	21	Single-Flush	36" x 84" (90 MIN)					
22	GATHERING ROOM	Level 1	22A	Single-Flush	36" x 84"					
22	GATHERING ROOM	Level 1	22B	Single-Glass 1 - TWO THIRDS LIGHT	36" x 84"					INSUL
23	STORAGE	Level 1	23	Single-Flush	36" x 84"					
24	WOMEN	Level 1	24	Single-Flush	36" x 84"					
24	WOMEN	Level 1	24A	Single-Flush	36" x 84"					
24	WOMEN	Level 1	24B	Single-Flush	32" x 84"					
25	MEN	Level 1	25	Single-Flush	36" x 84"					
25	MEN	Level 1	25A	Single-Flush	36" x 84"					
26	KITCHEN	Level 1	26	Single-Flush	42" x 84"					
27	PANTRY	Level 1	27	Single-Flush	36" x 84"					
28	STORAGE	Level 1	28	Single-Flush	48" x 84"					
29	OFFICE	Level 2	29	Single-Glass 1 - TWO THIRDS LIGHT	36" x 84"					
30	OFFICE	Level 2	30	Single-Glass 1 - TWO THIRDS LIGHT	36" x 84"					
31	OFFICE	Level 2	31	Single-Glass 1 - TWO THIRDS LIGHT	36" x 84"					
32	OFFICE	Level 2	32	Single-Glass 1 - TWO THIRDS LIGHT	36" x 84"					
33	M/F	Level 2	33	Single-Flush	36" x 84"					
34	STORAGE	Level 2	34	Single-Flush	24" x 80"					
35	EXCERCIZE	Level 2	35	Single-Flush	42" x 84"					
37	STORAGE	Level 2	37	Single-Flush	36" x 84"					
38	LIVING	Level 2	38A	Single-Flush	36" x 80" (45-MIN)			45-MIN		
38	LIVING	Level 2	38B	Double-Flush	48" x 80"					
39	DINING	Level 2	39	Single-Glass 1 - TWO THIRDS LIGHT	36" x 84"					INSUL
41	BATH H/C	Level 2	41A	Single-Flush	36" x 80"			45-MIN		
41	BATH H/C	Level 2	41B	Single-Flush	24" x 80"					
42	BEDROOM	Level 2	42	Single-Flush	36" x 80"			45-MIN		
43	BEDROOM	Level 2	43	Single-Flush	36" x 80"			45-MIN		
44	BEDROOM	Level 2	44A	Single-Flush	36" x 80"			45-MIN		
44	BEDROOM	Level 2	44B	Double-Flush	60" x 80"					
44	BEDROOM	Level 2	44C	Double-Flush	60" x 80"					
45	CORRIDOR	Level 2	45	Single-Glass 1 - TWO THIRDS LIGHT	36" x 84"					INSUL
45	CORRIDOR	Level 2	45D	Single-Flush	36" x 84" (90 MIN)					
46	LIVING	Level 2	46	Single-Flush	36" x 80" (45-MIN)			45-MIN		
49	BATH	Level 2	49A	Single-Flush	36" x 80"			45-MIN		
49	BATH	Level 2	49B	Single-Flush	24" x 80"					
50	BEDROOM	Level 2	50A	Single-Flush	36" x 80"			45-MIN		
50	BEDROOM	Level 2	50B	Double-Flush	48" x 80"					
51	BEDROOM	Level 2	51	Single-Flush	36" x 80"			45-MIN		
52	MAINT.	Level 2	52	Single-Flush	36" x 80" (45-MIN)			45-MIN		
53	LIVING/DINING	Level 2	53A	Single-Flush	36" x 80" (45-MIN)			45-MIN		
53	LIVING/DINING	Level 2	53C	Single-Flush	24" x 80"					
55	BATH	Level 2	55	Single-Flush	36" x 80"			45-MIN		
56	BEDROOM	Level 2	56A	Single-Flush	36" x 80"			45-MIN		
56	BEDROOM	Level 2	56B	Double-Flush	48" x 80"					
57	BEDROOM	Level 2	57	Single-Flush	36" x 80"			45-MIN		



REV NO: DATE

SAJJ ARCHITECTURE, LLC
 6375 KULIS DRIVE, ANCHORAGE, ALASKA 99502
 #907-440-6606 #907-258-6606 (FAX)
 SCOTT A. JONES

OUZINKIE OFFICE
 OUZINKIE NATIVE CORP

DR: KBK
 CK: SAJ
 DT: 31 OCT 17
 JB: OUZINKIE
 DWG: DOOR SCHEDULES

A5.1



REV NO: DATE

SAJJ ARCHITECTURE, LLC
 6375 KULIS DRIVE, ANCHORAGE, ALASKA 99502
 #907-440-6606 #907-258-6606 (FAX)
 SCOTT A. JONES

OUZINKIE OFFICE
 OUZINKIE NATIVE CORP

DR: KBK
 CK: SAJ
 DT: 31 OCT 17
 JB: OUZINKIE
 DWG: WINDOW SCHEDULES

A5.2

Window Schedule						
Room: Number	Room: Name	Room: Level	Mark	Family	Type	Remark(s)
1	OFFICE	Level 1	1A	Fixed-1 with Trim	36" x 60"	
1	OFFICE	Level 1	1B	Casement-1 with Trim	36" x 60"	
2	OFFICE	Level 1	2	Casement-1 with Trim	36" x 60"	
3	OFFICE	Level 1	3	Casement-1 with Trim	36" x 60"	
4	OFFICE	Level 1	4A	Casement-1 with Trim	36" x 60"	
4	OFFICE	Level 1	4B	Fixed-1 with Trim	36" x 60"	
5	OFFICE	Level 1	5	Casement-1 with Trim	36" x 60"	
7	LOBBY	Level 1	7A	Fixed-1 with Trim	36" x 60"	(TEMP)
7	LOBBY	Level 1	7B	Fixed-1 with Trim	36" x 60"	
7	LOBBY	Level 1	7C	Fixed-1 with Trim	36" x 60"	(STAIR-MID)
8	RECEPTION	Level 1	8	Casement-1 with Trim	36" x 60"	
9	BREAK ROOM	Level 1	9A	Casement-1 with Trim	36" x 60"	
9	BREAK ROOM	Level 1	9B	Fixed	36" x 60"	(TEMP)
18	ENTRY	Level 1	18A	Fixed-1 with Trim	36" x 60"	
18	ENTRY	Level 1	18B	Fixed-1 with Trim	36" x 60"	
18	ENTRY	Level 1	18C	Fixed	36" x 60" (FIRE RATED)	60-MIN/TEMP
21	CONFERENCE ROOM	Level 1	21A	Fixed-1 with Trim	36" x 60"	
21	CONFERENCE ROOM	Level 1	21B	Fixed-1 with Trim	36" x 60"	
21	CONFERENCE ROOM	Level 1	21C	Fixed-1 with Trim	36" x 60"	
21	CONFERENCE ROOM	Level 1	21D	Fixed-1 with Trim	36" x 60"	
21	CONFERENCE ROOM	Level 1	21E	Fixed-1 with Trim	36" x 60"	
21	CONFERENCE ROOM	Level 1	21F	Casement-1 with Trim	36" x 60"	
21	CONFERENCE ROOM	Level 1	21G	Fixed-1 with Trim	36" x 60"	
21	CONFERENCE ROOM	Level 1	21H	Fixed-1 with Trim	36" x 60"	
26	KITCHEN	Level 1	26A	Fixed-1 with Trim	36" x 36"	
26	KITCHEN	Level 1	26B	Casement-1 with Trim	36" x 36"	
27	PANTRY	Level 1	27	Fixed-1 with Trim	36" x 36"	
29	OFFICE	Level 2	29A	Casement-1 with Trim	36" x 60"	
29	OFFICE	Level 2	29B	Fixed-1 with Trim	36" x 60"	
30	OFFICE	Level 2	30	Casement-1 with Trim	36" x 60"	
31	OFFICE	Level 2	31	Casement-1 with Trim	36" x 60"	
32	OFFICE	Level 2	32	Casement-1 with Trim	36" x 60"	
36	LOBBY	Level 2	36A	Fixed-1 with Trim	36" x 60"	
36	LOBBY	Level 2	36C	Fixed-1 with Trim	36" x 60"	
36	LOBBY	Level 2	36D	Casement-1 with Trim	36" x 60"	
39	DINING	Level 2	39A	Casement-1 with Trim	36" x 60"	
39	DINING	Level 2	39B	Casement-1 with Trim	36" x 60"	
42	BEDROOM	Level 2	42	Casement-1 with Trim	36" x 60"	EGRESS
43	BEDROOM	Level 2	43A	Fixed-1 with Trim	36" x 60"	
43	BEDROOM	Level 2	43B	Casement-1 with Trim	36" x 60"	EGRESS
43	BEDROOM	Level 2	43C	Fixed-1 with Trim	36" x 60"	
44	BEDROOM	Level 2	44	Casement-1 with Trim	36" x 60"	EGRESS
46	LIVING	Level 2	46A	Casement-1 with Trim	36" x 60"	
46	LIVING	Level 2	46B	Fixed-1 with Trim	36" x 60"	
46	LIVING	Level 2	46C	Fixed-1 with Trim	36" x 60"	
47	DINING	Level 2	47	Casement-1 with Trim	36" x 60"	
49	BATH	Level 2	49	Fixed-1 with Trim	36" x 60"	(TEXTURED)
50	BEDROOM	Level 2	50	Casement-1 with Trim	36" x 60"	EGRESS
51	BEDROOM	Level 2	51	Casement-1 with Trim	36" x 60"	EGRESS
53	LIVING/DINING	Level 2	53A	Fixed-1 with Trim	36" x 60"	
53	LIVING/DINING	Level 2	53B	Casement-1 with Trim	36" x 60"	
53	LIVING/DINING	Level 2	53C	Fixed-1 with Trim	36" x 60"	
56	BEDROOM	Level 2	56A	Fixed-1 with Trim	36" x 60"	
56	BEDROOM	Level 2	56B	Casement-1 with Trim	36" x 60"	EGRESS
57	BEDROOM	Level 2	57A	Casement-1 with Trim	36" x 60"	EGRESS

FINISH MANUFACTURERS AND COLORS

ACT - ARMSTRONG
 ACP - ARMSTRONG
 CPT -
 CT1 - GRAY
 FRP - WHITE (SMOOTH)
 PNT1 -
 PNT2 -
 PNT3 - (EPOXY)
 RB - ROPPE COR
 SV1 - VINYL "PLANKING"
 WD - CLEAR PINE - SELECT TRIM AND SILLS
 WOM - U.S. RUBBER RECYCLING
 DECK - TREX (GRAY) OR =

Room Finish Schedule								
Number	Name	Level	Floor Finish	Wall Finish	Base Finish	Ceiling Finish	Unbounded Height	Remark
1	OFFICE	Level 1	SV1		RB	ACP	10' - 1"	
2	OFFICE	Level 1	SV1		RB	ACP	10' - 1"	
3	OFFICE	Level 1	SV1		RB	ACP	10' - 1"	
4	OFFICE	Level 1	SV1		RB	ACP	10' - 0"	
5	OFFICE	Level 1	SV1		RB	ACP	10' - 0"	
6	OFFICE	Level 1	SV1		RB	ACP	10' - 0"	
7	LOBBY	Level 1	SV1		RB	GWB/PNT-1	11' - 4"	WOM - ENTRY
8	RECEPTION	Level 1	SV1		RB	GWB/PNT-1	10' - 0"	
9	BREAK ROOM	Level 1	SV1		RB	ACP	10' - 1"	
10	COPY ROOM	Level 1	SV1		RB	ACP	10' - 0"	
11	STORAGE	Level 1	SV1		RB	GWB/PNT-1	10' - 1"	
12	FILE	Level 1	SV1		RB	GWB/PNT-1	10' - 1"	
13	I/T	Level 1	SV1		RB	GWB/PNT-1	10' - 1"	
14	1/2 BATH	Level 1	SV1		RB	GWB/PNT-1	10' - 1"	
15	JAN	Level 1	SV1		RB	GWB/PNT-1	10' - 0"	
16	STOR	Level 1	SV1		RB	GWB/PNT-1	10' - 1"	
17	MECH RM	Level 1	PNT-3		RB	GWB/PNT-1	10' - 0"	
18	ENTRY	Level 1	WOM		RB		10' - 1"	
19	CLOSET	Level 1	SV1		RB	GWB/PNT-1	8' - 0"	
20	STAIRS	Level 2	SV1		RB	GWB/PNT-1	10' - 0"	
21	CONFERENCE ROOM	Level 1	SV1		RB	ACP	11' - 4"	
22	GATHERING ROOM	Level 1	SV1		RB	ACP	11' - 4"	
23	STORAGE	Level 1	PNT-3		RB	GWB/PNT-1	11' - 4"	
24	WOMEN	Level 1	SV1		RB	GWB/PNT-1	10' - 1"	
24A	WMNS STALL	Level 1	SV1		RB	GWB/PNT-1	10' - 1"	
25	MEN	Level 1	SV1		RB	GWB/PNT-1	10' - 1"	
25A	MNS STALL	Level 1	SV1		RB	GWB/PNT-1	10' - 1"	
26	KITCHEN	Level 1	SV1		RB	GWB/PNT-1	10' - 1"	
27	PANTRY	Level 1	SV1		RB	GWB/PNT-1	10' - 1"	
28	STORAGE	Level 1	SV1		RB	GWB/PNT-1	10' - 1"	
29	OFFICE	Level 2	SV1		RB	ACT	9' - 1"	
30	OFFICE	Level 2	SV1		RB	ACT	9' - 1"	
31	OFFICE	Level 2	SV1		RB	ACT	9' - 1"	
32	OFFICE	Level 2	SV1		RB	ACT	9' - 1"	
33	M/F	Level 2	SV1		RB	GWB/PNT-1	9' - 1"	
34	STORAGE	Level 2	SV1		RB	GWB/PNT-1	9' - 1"	
35	EXCERCIZE	Level 2	SV1		RB	GWB/PNT-1	9' - 1"	
36	LOBBY	Level 2	SV1		RB	GWB/PNT-1	9' - 1"	
37	STORAGE	Level 2	SV1		RB	GWB/PNT-1	9' - 1"	
38	LIVING	Level 2	SV1		RB	GWB/PNT-1	9' - 1"	
39	DINING	Level 2	SV1		RB	GWB/PNT-1	9' - 1"	
40	KITCHEN	Level 2	SV1		RB	GWB/PNT-1	9' - 1"	
41	BATH H/C	Level 2	SV1		RB	GWB/PNT-1	9' - 1"	
42	BEDROOM	Level 2	SV1		RB	GWB/PNT-1	9' - 1"	
43	BEDROOM	Level 2	SV1		RB	GWB/PNT-1	9' - 1"	
44	BEDROOM	Level 2	SV1		RB	GWB/PNT-1	9' - 1"	
45	CORRIDOR	Level 2	SV1		RB	GWB/PNT-1	9' - 1"	
46	LIVING	Level 2	SV1		RB	GWB/PNT-1	9' - 1"	
47	DINING	Level 2	SV1		RB	GWB/PNT-1	9' - 1"	
48	KITCHEN	Level 2	SV1		RB	GWB/PNT-1	9' - 1"	
48	DECK	Level 2	DECK		RB		10' - 0"	
49	BATH	Level 2	SV1		RB	GWB/PNT-1	9' - 1"	
50	BEDROOM	Level 2	SV1		RB	GWB/PNT-1	9' - 1"	
51	BEDROOM	Level 2	SV1		RB	GWB/PNT-1	9' - 1"	
52	MAINT.	Level 2	SV1		RB	GWB/PNT-1	9' - 1"	
53	LIVING/DINING	Level 2	SV1		RB	GWB/PNT-1	9' - 1"	
54	KITCHEN	Level 2	SV1		RB	GWB/PNT-1	9' - 1"	
55	BATH	Level 2	SV1		RB	GWB/PNT-1	9' - 1"	
56	BEDROOM	Level 2	SV1		RB	GWB/PNT-1	9' - 1"	
57	BEDROOM	Level 2	SV1		RB	GWB/PNT-1	9' - 1"	
58	DECK	Level 2	DECK		RB	GWB/PNT-1	10' - 0"	

* SEE RCP SHEETS AND SECTIONS FOR CEILING HEIGHTS



REV NO: DATE

SAJJ ARCHITECTURE, LLC
 6375 KULIS DRIVE, ANCHORAGE, ALASKA 99502
 #907-440-6606 #907-258-6606 (FAX)
 SCOTT A. JONES

OUZINKIE OFFICE
 OUZINKIE NATIVE CORP

DR: KBK
 CK: SAJ
 DT: 31 OCT 17
 JB: OUZINKIE
 DWG: ROOM
 FINISH
 SCHEDULES

A5.3



1 3D View 1



REV NO: DATE

SCOTT A. JONES
 SAJJ ARCHITECTURE, LLC
 6375 KULIS DRIVE, ANCHORAGE, ALASKA 99502
 #907-440-6606 #907-258-6606 (FAX)

OUZINKIE OFFICE
 OUZINKIE NATIVE CORP

DR: KBK
 CK: SAJ
 DT: 31 OCT 17
 JB: OUZINKIE
 DWG: 3D

A6.1



REV NO: DATE

SCOTT A. JONES
SAJJ ARCHITECTURE, LLC
6375 KULIS DRIVE, ANCHORAGE, ALASKA 99502
#907-440-6606 #907-258-6606 (FAX)

OUZINKIE OFFICE
OUZINKIE NATIVE CORP

DR: KBK
CK: SAJ
DT: 31 OCT 17
JB: OUZINKIE
DWG: 3D

A6.2



1 3D View 2



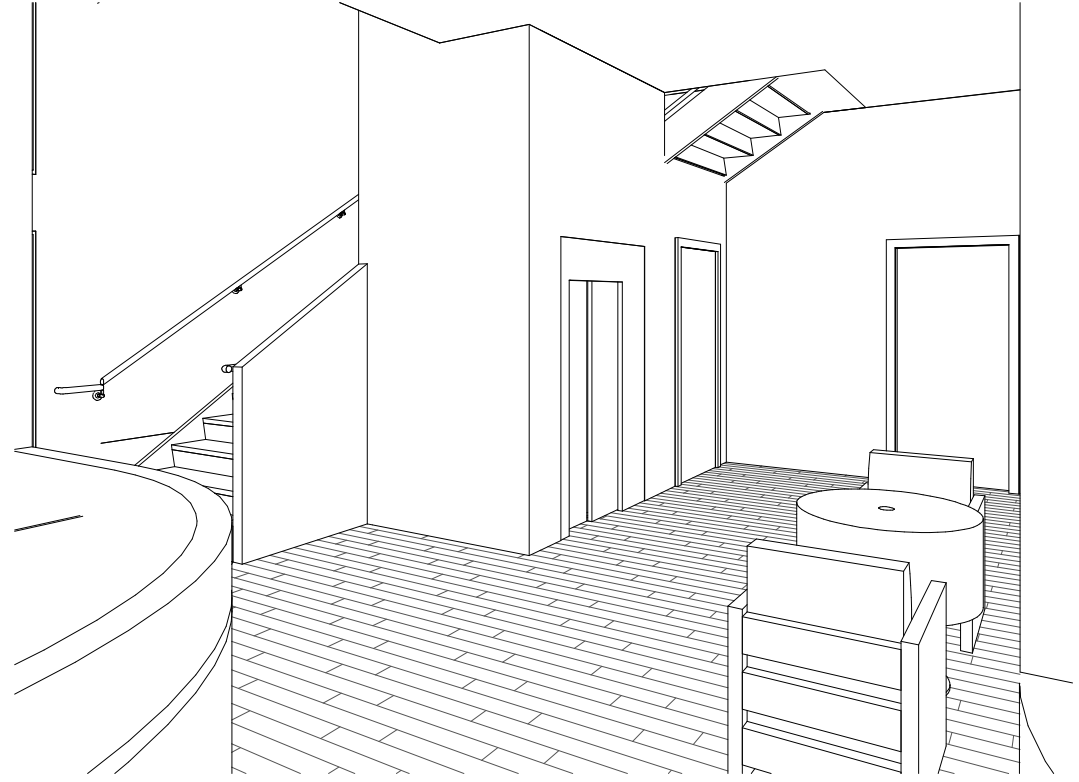
REV NO: DATE

SAJJ ARCHITECTURE, LLC
SCOTT A. JONES 6375 KULIS DRIVE, ANCHORAGE, ALASKA 99502
#907-440-6606 #907-258-6606 (FAX)


OUZINKIE OFFICE
OUZINKIE NATIVE CORP

DR: KBK
CK: SAJ
DT: 31 OCT 17
JB: OUZINKIE
DWG: 3D INTERIOR

A6.3




1 3D View 3



3 3D View 5



2 3D View 6




REV NO: DATE

SCOTT A. JONES
SAJJ ARCHITECTURE, LLC
6375 KULIS DRIVE, ANCHORAGE, ALASKA 99502
#907-440-6606 #907-258-6606 (FAX)

OUZINKIE OFFICE
OUZINKIE NATIVE CORP

DR: KBK
CK: SAJ
DT: 31 OCT 17
JB: OUZINKIE
DWG: 3D INTERIOR

A6.4



1 3D View 7



3 3D View 8



REV NO: DATE

SAJJ ARCHITECTURE, LLC
 6375 KULIS DRIVE, ANCHORAGE, ALASKA 99502
 #907-440-6606 #907-258-6606 (FAX)

OUZINKIE OFFICE
 OUZINKIE NATIVE CORP

DR: KBK
 CK: SAJ
 DT: 31 OCT 17
 JB: OUZINKIE
 DWG: STAIR
 DETAIL

ST.01

[TYPICAL NOTES FOR INTERIOR + EXTERIOR CONDITIONS]

STAIRWAYS:

HANDRAILS: HANDRAILS SHALL COMPLY WITH 1003.3.3.11 AND ANSI A117.1

LOCATION: HANDRAILS SHALL BE PROVIDED ON BOTH SIDES OF STAIRS AND RAMPS.

CONTINUITY: HANDRAIL SHALL BE CONTINUOUS WITHIN THE FULL LENGTH OF EACH STAIR FLIGHT OR RAMP RUN.

HEIGHT: TOP OF GRIPPING SURFACES OF HANDRAILS SHALL BE 34 INCHES MINIMUM AND 38 INCHES MAXIMUM VERTICALLY ABOVE STAIR NOSINGS AND RAMP SURFACES.

CLEARANCE: CLEAR SPACE BETWEEN HANDRAIL AND WALL SHALL BE 1 1/2 INCHES (MIN)

GRIPPING SURFACE: GRIPPING SURFACES SHALL BE CONTINUOUS, WITHOUT INTERRUPTION

CROSS SECTION: HANDRAILS SHALL HAVE A CIRCULAR CROSS SECTION WITH AN OUTSIDE DIAMETER OF 1 1/4" MIN. AND 2" MAX, OR PROVIDE EQUIVALENT GRASPABILITY

EXTENSIONS: 12" (MIN) HORIZONTAL PAST TOP STEP - TYP. BOTH SIDES SLOPED DISTANCE OF TREAD + 12" MIN. HORIZONTAL OR RETURN TO POST OR WALL FOR "OPEN" CONDITIONS

STAIR TREADS AND RISERS: (1003.3.3.3) STAIR RISER HEIGHTS SHALL BE 7 INCHES MAXIMUM AND 4" INCHES MIN. STAIR TREAD DEPTHS SHALL BE 11" MIN. THE RISER HEIGHT SHALL BE MEASURED VERTICALLY BETWEEN THE LEADING EDGES OF ADJACENT TREADS. THE TREAD DEPTH SHALL BE MEASURED HORIZONTALLY BETWEEN THE VERTICAL PLANES OF THE FOREMOST PROJECTION OF ADJACENT TREADS AND AT RIGHT ANGLE TO THE TREADS LANDING EDGE. THE TOLERANCE BETWEEN THE HIGHEST AND LOWEST RISER AND BETWEEN THE LONGEST AND SHORTEST TREAD SHOULD NOT EXCEED 3/8" PER FLIGHT OF STAIRS

NOSINGS: THE RADIUS OF CURVATURE AT THE LEADING EDGE OF THE TREAD SHALL BE 1/2" MAXIMUM. THE PERMITTED PROJECTION OF THE NOSING SHALL BE 1 1/4" MAX BEYOND THE TREAD BELOW.

OUTDOOR COND'S: OUTDOOR STAIRS AND OUTDOOR APPROACHES TO STAIRS SHALL BE DESIGNED SO THAT WATER WILL NOT ACCUMULATE ON WALKING SURFACES.

EXTERIOR LANDINGS: EXTERIOR LANDINGS TO HAVE 1/4" HEIGHT DIFFERENTIAL (MAX) W/ BEVEL FOR MAX DISTANCE OF 5 3/4" AS PER ANSI-A117.1-03 (303.3, 304.3.2)

REFERENCE DRAWINGS FOR EXTERIOR STAIRWAYS:

